




TOWN OF DISCOVERY BAY

A COMMUNITY SERVICES DISTRICT

SDLF Platinum-Level of Governance



President – Carolyn Graham • Vice-President – Bryon Gutow • Director – Kevin Graves • Director – Ashley Porter • Director – Lesley Belcher

**NOTICE OF THE REGULAR MEETING
OF THE BOARD OF DIRECTORS
OF THE TOWN OF DISCOVERY BAY
Wednesday, December 18, 2024 7:00 P.M.**

TO ATTEND IN PERSON: The meeting will be held at the Community Center located at 1601 Discovery Bay Boulevard.

In addition to physical attendance at the address indicated above, the Town of Discovery Bay Community Services District is offering the following teleconferencing options as an alternative means for the public to participate in this meeting.

TO ATTEND BY ZOOM WEBINAR: <https://us06web.zoom.us/j/85454370841>

TO ATTEND BY PHONE: +1 (669) 444 9171 or +1 (719) 359 4580 **WEBINAR ID:** 854 5437 0841

Download Agenda Packet and Materials at <http://www.todb.ca.gov/>

REGULAR MEETING 7:00 P.M.

A. ROLL CALL AND PLEDGE OF ALLEGIANCE

1. Call business meeting to order 7:00 p.m.
2. Pledge of Allegiance.
3. Oath of Office for Elected Board Members.
4. Roll Call.

B. PUBLIC COMMENTS (Individual Public Comments will be limited to a 3-minute time limit)

During Public Comments, the public may address the Board on any issue within the District's jurisdiction which is not on the Agenda. The public may comment on any item on the Agenda at the time the item is before the Board for consideration. Any person wishing to speak will have 3 minutes to make their comment. There will be no dialog between the Board and the commenter as the law strictly limits the ability of Board members to discuss matters not on the agenda. We ask that you refrain from personal attacks during comment, and that you address all comments to the Board only. Any clarifying questions from the Board must go through the President. Comments from the public do not necessarily reflect the viewpoint of the Directors.

C. CONSENT CALENDAR

All matters listed under the CONSENT CALENDAR are considered by the District to be routine and will be enacted by one motion.

1. Approve Regular Board of Directors DRAFT Meeting minutes from December 4, 2024.
2. Monthly Disbursement Report - November 2024.
3. Approve Board and Management Attendance at the 2025 Annual Discovery Bay Chamber of Commerce State of the Town Event.
4. Approve the Storage Space Lease Agreement between the Town of Discovery Bay and the Discovery Bay Lions Club and a Storage Space Lease Agreement with the Discovery Bay Community Foundation.
5. Approve Letter of Concern and Opposition to Supervisor Burgis Regarding the Application of 170 Residential Units on Discovery Bay Boulevard at Sand Point Road, Discovery Bay, CA 94505 County File #CDDP24-03048.

D. PRESENTATIONS

1. Veolia.

E. DISCUSSION AND POSSIBLE ACTION

1. Public Hearing: Discussion and Possible Action to Approve Resolution 2024-19 Approving the Veolia Master Services Agreement (MSA) and the Phase One Statement of Work (SOW) for the Community Center and Willow Water Treatment Facility Upgrades.
2. Discussion and Possible Action Regarding the Fiscal Year Ending June 30, 2024 Audited Financial Statements.
3. Discussion and Possible Action to Approve an Agreement for Consultant to Perform a Classification and Compensation Study.
4. Discussion and Possible Action to Authorize General Manager to Contract with Qualified Service Providers for Improvements to Selected Zone 8 Landscape Islands.

F. MANAGER'S REPORT

G. GENERAL MANAGER'S REPORT

H. DIRECTOR REPORTS

I. DIRECTORS REGIONAL MEETING AND TRAINING REPORTS

1. Fire Protection District – December 3, 2024 (Director Carolyn Graham).
2. East County Water Management Association – November 13, 2024 (Director Ashley Porter).

J. CORRESPONDENCE

K. LEGAL REPORT

L. FUTURE AGENDA ITEMS

M. ADJOURNMENT

1. Adjourn to the next Regular Meeting of the Board of Directors on January 15, 2024 beginning at 7:00 p.m. at the Community Center located at 1601 Discovery Bay Boulevard.

"This agenda shall be made available upon request in alternative formats to persons with a disability, as required by the American with Disabilities Act of 1990 (42 U.S.C. § 12132) and the Ralph M. Brown Act (California Government Code § 54954.2). Persons requesting a disability related modification or accommodation in order to participate in the meeting should contact the Town of Discovery Bay, at (925) 634-1131, during regular business hours, at least forty-eight hours prior to the time of the meeting."

"Materials related to an item on the Agenda submitted to the Town of Discovery Bay after distribution of the agenda packet are available for public inspection in the District Office located at 1800 Willow Lake Road during normal business hours."



TOWN OF DISCOVERY BAY

A COMMUNITY SERVICES DISTRICT

SDLF Platinum-Level of Governance



PLATINUM LEVEL

President – Michael Callahan • Vice-President – Carolyn Graham • Director – Kevin Graves • Director – Bryon Gutow • Director – Ashley Porter

**MINUTES OF THE REGULAR MEETING
OF THE BOARD OF DIRECTORS
OF THE TOWN OF DISCOVERY BAY
Wednesday December 4, 2024 7:00 P.M.**

REGULAR MEETING 7:00 P.M.

A. ROLL CALL AND PLEDGE OF ALLEGIANCE

1. Call business meeting to order 7:00 p.m.
2. Director Porter led the Pledge of Allegiance.
3. Roll Call was taken, and all members were present.

B. RECOGNITION

1. Award Presented to Board President Michael Callahan.

Vice-President Graham thanked President Callahan for his service on the Board. The rest of the Board echoed the sentiments.

C. PUBLIC COMMENTS (Individual Public Comments will be limited to a 3-minute time limit)

None.

D. CONSENT CALENDAR

All matters listed under the CONSENT CALENDAR are considered by the District to be routine and will be enacted by one motion.

1. Approve Regular Board of Directors DRAFT Meeting Minutes from November 20, 2024.
2. Approve the Cancellation of the January 1, 2025, Regular Board of Directors Meeting.

Director Porter made a motion to approve the Consent Calendar.

Vice-President Graham seconded.

Vote: Motion carried – AYES: 5, NOES: 0, ABSTAINED: 0, ABSENT: 0.

E. AREA AGENCIES AND LIAISON REPORTS / PRESENTATIONS

1. Supervisor Diane Burgis, District III Report.

Presented by Stephen Griswold.

- Graffiti was removed from Regatta Park.

2. Sheriff's Office Report.

Presented by Lt. Charlene Jacques.

- 324 calls for service in November.
- 33 reports were written.
- Stuff a Cruiser event was hugely successful with gifts and about \$400 donated.
- There will be a fraud and identity theft awareness event on February 19 from 6:00-7:30p.m. at Old River School.

3. Contra Costa County Fire Protection District Report.

No report.

F. MUNICIPAL ADVISORY COUNCIL

None.

G. PRESENTATIONS

None.

H. DISCUSSION AND POSSIBLE ACTION

1. Discussion and Possible Action to Approve an Agreement for Consultant to Perform a Classification and Compensation Study.

This item was pulled from the agenda.

2. **H.2.A.** Discussion and Possible Action to Approve Resolution 2024-18 Finding and Declaring Construction of Town Administrative Office is Exempt Under the California Environmental Quality Act Using a Class 3 Categorical Exemption.

Presented by Legal Counsel Andy Pinasco.

- Any time a public agency begins a project it needs to comply with CEQA.
- The new building falls under a Class 3 Categorical Exemption.
- There are no significant environmental impacts to the community.

Director Porter made a motion to approve Resolution No. 2024-18 adopting a CEQA exemption, approving the project, and direct filing of the Notice of Exemption. Vice-President Graham seconded.

Vote: Motion carried – AYES: 5, NOES: 0, ABSTAINED: 0, ABSENT: 0.

H.2.B. Discussion and Possible Action to Authorize General Manager to Contract with Mobile Modular Management Corporation, a Division of McGrath RentCorp (“Mobile Modular”), to Construct the Town of Discovery Bay’s (Town) Office Administration Building.

Presented by Joshua Dean with Mobile Modular.

- Presentation covered design contract update, modular building proposal and site work estimate.
- Mobile modular gathered existing data regarding site, site tax map, utility location and zoning.
- Deliverables include floor plan, elevation, and renderings, preliminary site plan and demolition sheet.
- Site plan includes secured parking for employees and Board, EV charging spaces, landscaping including CCC indigenous plants and trees.
- Design contract updates include, 10’ ceilings in Board room, 8’6” ceilings throughout remainder, sound masking, additional restrooms and nursing room per code requirements and sprinkler system.
- Building will have a standing seam metal roof.
- Furniture was designed for offices, conference room and Board room.
- Design work was approximately \$450,000.
- Approximate cost of building is \$4 Million.
- Site work estimated to be between \$2 - \$2.5 Million.
- Additional permits and fees expected to be in the range of \$100,000 to \$150,000.

Public comment:

- The first speaker inquired about the cost of fireproofing the building versus installing sprinklers. He also had questions about the sound wall.
- The second speaker mentioned solar panels for the building. He also questioned the sequencing of the project.
- The third speaker inquired on total cost of the building and site work. He also asked what funds would be used.
- The fourth speaker mentioned the required number of parking spaces are never sufficient.

Director Graves made a motion to approve the proposal for Mobile Modular to construct the Town of Discovery Bay's office administration building in the amount of \$4,157,000.38, authorize the general manager to execute a contract with Mobile Modular to construct the Town of Discovery Bay's office administration building, and authorize the general manager to execute any additional change orders to Mobile Modular for up to 15% of the contract value.

Vice-President Graham seconded.

Vote: Motion carried – AYES: 5, NOES: 0, ABSTAINED: 0, ABSENT: 0.

3. Discussion and Possible Action Regarding Contracting with CoAct24 to Conduct Construction Management Services for the Town of Discovery Bay Office Administration Building Project.

Presented by General Manger Dina Breitstein.

- Staff/Ad Hoc Committee interviewed three construction management firms to conduct construction management services for the office building project.
- CoAct24 proposal amount was \$159,080.00
- Capital Program Management proposal amount was \$395,203.00
- Ausonio proposal amount was \$502,564.00

Director Porter made a motion to approve the proposal for CoAct24 to manage the Town of Discovery Bay's office administration building construction project in the amount of \$159,080, authorize the general manager to execute a contract with CoAct24 to conduct construction management services for the Town of Discovery Bay's office administration building construction project and authorize the general manager to execute any additional change orders to CoAct24 for up to 10% of the contract value.

Director Graves seconded.

Vote: Motion carried – AYES: 5, NOES: 0, ABSTAINED: 0, ABSENT: 0.

I. MANAGER'S REPORT

None.

J. GENERAL MANAGER'S REPORT

None.

K. DIRECTOR REPORTS

1. Standing Committee Reports.

- a. Finance Committee Meeting (Committee Members Carolyn Graham and Ashley Porter) December 4, 2024.
 - Finance Manager Margaret Moggia presented the bi-monthly financial report.

L. DIRECTORS REGIONAL MEETING AND TRAINING REPORTS

1. Byron Union School District – October 17, 2024(Director Kevin Graves).
2. Contra Costa County Aviation Advisory Committee – November 14, 2024 (Director Kevin Graves).

M. CORRESPONDENCE

None.

N. LEGAL REPORT

None.

O. FUTURE AGENDA ITEMS

None.

P. OPEN SESSION DISCLOSURE OF CLOSED SESSION AGENDA

(Government Code Section 54957.7)

Legal Counsel Andy Pinasco announced the Board would enter into closed session at 8:05p.m.

Q. CLOSED SESSION

1. Public Employee Performance Evaluation Pursuant to Government Code 54947 (Position: General Manager).
2. Conference with Labor Negotiator Pursuant to Government Code 54957.6
Agency Designated Representative: Michael Callahan / Andy Pinasco.
Unrepresented Employee: General Manager.

R. RETURN TO OPEN SESSION, REPORT ON CLOSED SESSION

(Government Code Section 54957.1)

Legal Counsel Andy Pinasco announced the return from closed session at 8:28p.m. All members were present for the entirety of the closed session. There was no reportable action.

S. BUSINESS AND ACTION ITEMS

1. Discussion and Possible Action to Approve Amendment to General Manager Employment Agreement.

Director Porter made a motion to approve the amendment to the General Manager Employment Agreement which consists of a compensation amendment to \$191,100 and an increase of the car allowance to \$550.00. All other substantive terms remain the same.

Director Graves seconded the motion.

Vote: Motion carried – AYES: 5, NOES: 0, ABSTAINED: 0, ABSENT: 0.

T. ADJOURNMENT

1. Adjourned at 8:29 to the next Regular Meeting of the Board of Directors on December 18, beginning at 7:00 p.m. at the Community Center located at 1601 Discovery Bay Boulevard.



Town of Discovery Bay

"A Community Services District"

STAFF REPORT

**AGENDA ITEM:
C2**

Agenda Title: Monthly Disbursement Report – November 2024

Meeting Date: December 18, 2024

Prepared By: Margaret Moggia, Finance Manager and Lesley Marable, Project Accountant

Submitted By: Dina Breitstein, General Manager

RECOMMENDED ACTION:

Receive and file.

EXECUTIVE SUMMARY:

In accordance with Financial Policy #031, Section VIII (F), the Finance Manager shall submit a register of District invoices paid in the preceding month.

The amounts paid represents the operating and capital expenditures for the month of November 2024 for a total amount of \$ 2,745,949.22.

FISCAL IMPACT:

Amounts paid are respectively budgeted in the fiscal year annual budget for each fund.

PREVIOUS RELEVANT BOARD ACTIONS FOR THIS ITEM:

Not applicable

ATTACHMENTS:

1. Check Register – BOD Report

Check Register - BOD Report
Check Issue Dates: 11/1/2024 - 11/30/2024

Check Number	Payee	Amount
2381	Brentwood Ace Hardware	\$175.80
2382	Discovery Bay Lions Club Foundation	\$900.00
2383	Discovery Pest Control	\$99.00
2384	DoorKing Inc.	\$32.95
2385	Juliee Hanlon	\$199.50
2386	Karina Dugand	\$1,507.50
2387	Michelle Dominge	\$847.50
2388	Mt Diablo Resource Recovery	\$969.46
2389	National Aquatic Services, Inc.	\$700.00
2390	Occupational Health Centers	\$304.00
2391	ODP Office Solutions, LLC	\$359.83
2392	Town of Discovery Bay CSD	\$41,961.38
2393	U.S. Bank Corporate Payment System	\$1,212.95
2394	Watersavers Irrigation Inc.	\$674.22
2395	Bay Area Driving School, Inc.	\$37.49
2396	Neumiller & Beardslee	\$193.50
2397	Pacific Gas & Electric	\$5,293.11
2398	Town of Discovery Bay CSD	\$10,015.18
2399	Umpqua Bank	\$2,387.84
2400	Watersavers Irrigation Inc.	\$18.19
2401	Contra Costa County	\$168.35
2402	Geotab USA, Inc.	\$99.77
2403	Monarch Landscape LLC	\$76,699.47
2404	ODP Office Solutions, LLC	\$408.94
2405	Pacific Gas & Electric	\$7,467.22
2406	ULINE	\$1,006.65
2407	Verizon Wireless	\$309.28
2408	LEHR	\$95.69
2409	Monarch Landscape LLC	\$55,652.42
15538	Badger Meter	\$5,842.00
15539	Brentwood Ace Hardware	\$516.45
15540	Brentwood Decorative Rock, Inc.	\$2,801.83
15541	CaliforniaChoice Benefit Admin	\$22,178.56
15542	Diablo Excavation & Construction	\$47,012.36
15543	Herwit Engineering	\$27,540.00
15544	Stantec Consulting Services Inc	\$1,011.50
15545	U.S. Bank Corporate Payment System	\$3,281.94
15546	Veolia Water North America	\$319,510.90
15547	Watersavers Irrigation Inc.	\$691.15
15548	Ashley Porter	\$115.00

15549	Bay Area Air Quality Mgmt. District	\$672.00
15550	Bryon Gutow	\$230.00
15551	Carolyn Graham	\$230.00
15552	JDH Corrosion Consultants, Inc.	\$1,232.50
15553	MDRR-Delta Debris Box	\$1,956.14
15554	Neumiller & Beardslee	\$6,389.50
15555	Pacific Gas & Electric	\$16,571.66
15556	SDRMA	\$1,455.09
15557	Turcotte Construction, Inc.	\$915.00
15558	Umpqua Bank	\$9,566.67
15559	Diablo Excavation & Construction	\$21,342.60
15560	Dina Breitstein	\$18.00
15561	Discovery Locks and More	\$155.00
15562	FasTrak Invoice Processing Dept.	\$7.00
15563	Geotab USA, Inc.	\$121.94
15564	Water Utility Refund Customer	\$5.70
15565	Water Utility Refund Customer	\$20.61
15566	Michael Callahan	\$115.00
15567	Monarch Landscape LLC	\$14,987.81
15568	ODP Office Solutions, LLC	\$435.96
15569	Precision IT Consulting	\$2,137.39
15570	Water Utility Refund Customer	\$31.63
15571	Robert Half	\$903.00
15572	Water Utility Refund Customer	\$9.02
15573	Shred City	\$199.00
15574	U.S.Bank	\$2,000.00
15575	ULINE	\$1,006.65
15576	Upper Case Printing, Inc.	\$165.06
15577	Veolia Sustainable Buildings	\$55,050.00
15578	Verizon Wireless	\$512.51
15579	Bill Brandt Ford	\$64,667.44
15580	Aflac	\$288.22
15581	Aiken Underground	\$915.00
15582	Kevin Graves	\$460.00
15583	Pacific Gas & Electric	\$103,866.99
15584	Syblon Reid	\$171,695.21
11202024	U.S. Bank	\$368,409.03
11202025	U.S. Bank	\$1,250,022.01
11222024	Empower Retirement	\$3,442.00
11252024	Empower Retirement	\$3,442.00

Grand Total \$2,745,949.22



**AGENDA ITEM:
C3**

Town of Discovery Bay

“A Community Services District”

STAFF REPORT

Agenda Title: Approve Board and Management Attendance at the 2025 Annual Discovery Bay Chamber of Commerce State of the Town Event.

Meeting Date: December 18, 2024

Prepared By: Dina Breitstein, General Manager

Submitted By: Dina Breitstein, General Manager

RECOMMENDED ACTION:

Authorize attendance and payment for the Board of Directors and Town management to attend the annual “State of the Town Gala” event on Saturday, January 25, 2025.

EXECUTIVE SUMMARY:

Each year, the Discovery Bay Chamber of Commerce hosts its annual “State of the Town Gala” Banquet. This year’s event will take place at the Discovery Bay Country Club on January 25, 2025 at 5:30p.m.

As in past years, it is customary and appropriate for the Board of Directors and Management staff to attend these types of community/public events. Participation in this event provides a venue for delivering a State of the Town Address, demonstrates community involvement and outreach, allows opportunities for gaining direct feedback, puts faces to names, and gives honor to the Business, Citizen and Teacher of the Year.

The cost to attend is \$145.00 per person and the cost for a table of eight is \$1095.00. If approved, the District would reserve tables at a cost of \$1095.00 each. The cost would depend upon Town attendance.

Staff recommends authorizing attendance and payment for the Board of Directors and Town management to attend the annual “State of the Town Gala” event on Saturday, January 25, 2025.

FISCAL IMPACT:

PREVIOUS RELEVANT BOARD ACTIONS FOR THIS ITEM:

ATTACHMENTS:

1. Discovery Bay Chamber of Commerce Town Gala Invitation.



Non Profit, Business & Citizen of the year

TALK
Derby
TO ME



JOIN US FOR
THE STATE OF THE TOWN

Kentucky Derby Gala

MUSIC, DINNER, HORSE RACES,
LIVE & SILENT AUCTION

SATURDAY, 25TH JANUARY 2025
5:30 PM - 10:30 PM

DISCOVERY BAY GOLF & COUNTRY CLUB

TICKETS WILL BE OPEN FOR PURCHASE 11/01/24

WWW.DISCOVERYBAYCHAMBER.ORG



Town of Discovery Bay

“A Community Services District”

STAFF REPORT

Agenda Title: Approve the Storage Space Lease Agreement between the Town of Discovery Bay and the Discovery Bay Lions Club and a Storage Space Lease Agreement with the Discovery Bay Community Foundation.

Meeting Date: December 18, 2024

Prepared By: Dina Breitstein, General Manager

Submitted By: Dina, Breitstein, General Manager

RECOMMENDED ACTION:

Approve:

- 1) Storage Lease Agreement between the Town of Discovery Bay and the Discovery Bay Lions Club for use of Town of Discovery Bay property located on Firwood Drive at the gate on Discovery Bay Blvd (AKA Well Site 4); and
- 2) Storage Lease Agreement between the Town of Discovery Bay and the Discovery Bay Community Foundation for use of Town of Discovery Bay property located on Edgeview Drive at the gate on Discovery Bay Blvd (AKA Well Site 3).

EXECUTIVE SUMMARY:

Since 2015 the Town has entered into an annual agreement with Discovery Bay Lions Club to lease former Well Site #4 (Discovery Bay Blvd @ Firwood Drive gate) and an annual agreement with the Discovery Bay Community Foundation to lease former Well Site #3 (Discovery Bay Blvd @ Edgeview Drive gate). Both organizations are local non-profits that support local schools, charitable and civic organizations as well as community events and recreation programs.

The last extensions of the Agreements were approved on December 6, 2023 and are set to expire on December 31, 2024. The attached lease agreements extend the same terms as last year, except for a rent increase this year of 5%. This raises the annual lease amount from \$1716 to \$1802. The lease terms will be for an additional 12 months commencing on January 1, 2025 and terminating on December 31, 2025.

FISCAL IMPACT:

PREVIOUS RELEVANT BOARD ACTIONS FOR THIS ITEM:

Approval of Annual Lease Agreements Since 2015.

ATTACHMENTS:

1. Discovery Bay Warehouse Storage Space Lease - Well No. 3 Discovery Bay Community Foundation 12/18/24.
2. Discovery Bay Warehouse Storage Space Lease - Well No. 4 Lions Club 12/18/24.



TOWN OF DISCOVERY BAY

A COMMUNITY SERVICES DISTRICT

SDLF Platinum-Level of Governance



PLATINUM LEVEL

President – Carolyn Graham • Vice President – Bryon Gutow • Director – Kevin Graves • Director – Ashley Porter • Director – Lesley Belcher

December 18, 2024

RE: Town of Discovery Bay Storage Space Agreement 2025 Lease Extension

The following Extension of Lease Agreement is made by and between the Town of Discovery Bay Community Services District (“Lessor”) and the Discovery Bay Community Foundation (“Lessee”), collectively referred herein as the “Parties.”

The Parties agree to mutually extend and amend the lease agreement executed by them on April 1, 2016 and related to the premises including the building located on Edgeview Drive at the gate on Discovery Bay Boulevard, Discovery Bay, California APN 008-220-018-9, more commonly referred to as Well Site 3 as follows:

- The term of said lease is extended for a period of 12 months commencing on January 1, 2025 and terminating on December 31, 2025.
- During the extended term, the monthly rent agreed upon in said lease is increased by about 5% and therefore Tenant shall pay Landlord a monthly rent of \$150.17 paid as an annual lump sum of \$1802.00.

The Parties further acknowledge that all other terms of the lease shall continue during this extended term as if set forth herein, and that this agreement shall be binding upon the Parties’ successors, assignees and representatives.

LESSOR:

Date

Dina Breitstein, General Manager
Town of Discovery Bay Community Services District

LESSEE:

Date

Print Name

Sign Name
Discovery Bay Community Foundation



TOWN OF DISCOVERY BAY

A COMMUNITY SERVICES DISTRICT

SDLF Platinum-Level of Governance



PLATINUM LEVEL

President – Carolyn Graham • Vice President – Bryon Gutow • Director – Kevin Graves • Director – Ashley Porter • Director – Lesley Belcher

December 18, 2024

RE: Town of Discovery Bay Storage Space Agreement 2025 Lease Extension

The following Extension of Lease Agreement is made by and between the Town of Discovery Bay Community Services District (“Lessor”) and the Discovery Bay Lions Club (“Lessee”), collectively referred herein as the “Parties.”

The Parties agree to mutually extend and amend the lease agreement executed by them on April 1, 2016 and related to the premises including the building located at Firwood Drive at the gate on Discovery Bay Boulevard, Discovery Bay, California APN 008-230-037-7, more commonly referred to as Well Site 4 as follows:

- The term of said lease is extended for a period of 12 months commencing on January 1, 2025 and terminating on December 31, 2025.
- During the extended term, the monthly rent agreed upon in said lease is increased by about 5% and therefore Tenant shall pay Landlord a monthly rent of \$150.17 paid as an annual lump sum of \$1802.00.

The Parties further acknowledge that all other terms of the lease shall continue during this extended term as if set forth herein, and that this agreement shall be binding upon the Parties’ successors, assignees and representatives.

LESSOR:

Date

Dina Breitstein, General Manager
Town of Discovery Bay Community Services District

LESSEE:

Date

Print Name

Sign Name
Discovery Bay Lions Club



TOWN OF DISCOVERY BAY

A COMMUNITY SERVICES DISTRICT

SDLF Platinum-Level of Governance



PLATINUM LEVEL

President – Carolyn Graham • Vice President – Bryon Gutow • Director – Kevin Graves • Director – Ashley Porter • Director – Lesley Belcher

Board of Directors, Town of Discovery Bay
1800 Willow Lake Road
Discovery Bay, CA 94505

December 18, 2024

Supervisor Diane Burgis, District 3
Contra Costa County Board of Supervisors
3361 Walnut Blvd., Suite 140
Brentwood, CA 94513

**RE: Letter of Concern and Opposition Regarding Application of 170 Residential Units
Discovery Bay Boulevard at Sand Point Road, Discovery Bay, CA 94505
County File # CDDP24-03048**

Dear Supervisor Burgis,

The Town of Discovery Bay is writing to express opposition and concern regarding the proposed three-story apartment complex. While affordable housing is undoubtedly a pressing need in Contra Costa County, The Board believes the potential negative impacts of this development far outweigh its benefits for the Discovery Bay community.

First and foremost, there is a concern about the increased traffic congestion that this project will create. With only one access point into Discovery Bay, it faces significant traffic issues during commute times, school drop-off, and pick-up hours. The addition of 170 units of workforce housing units with 300 plus parking slots will exacerbate these problems, leading to increased delays and dangerous road conditions. Traffic stacking on Highway 4 and down Discovery Bay Blvd. is a particular concern, as it further complicates left and right turn opportunities from Clipper Drive and Discovery Bay Boulevard, as well as Seal Way and Discovery Bay Blvd., putting residents at greater risk for collisions.

Furthermore, the proposed development will likely increase public service demand without adequate support. The local schools are already operating at capacity, and there is a legitimate concern that they will not be able to accommodate the influx of new students. With more residents, we will also require increased policing and fire protection services, placing additional strain on our already limited resources. The current response times for emergency services are 8–12 minutes, and this delay poses a significant risk to residents, particularly in emergencies.

Other Traffic and Safety Concerns:

Will there be a widening of Highway 4 to accommodate the additional 300 plus residential cars and their guests?

Will there be funds for increased policing and emergency services?
Will there be additional signals or stop signs to assist with roadway traffic flow?
Will there be additional traffic studies to mitigate commute congestion?
Will there be park impact fees or pet restrictions for the Town to assist with park and dog park infrastructure and maintenance with the influx of residents due to this project?

Additionally, Discovery Bay's infrastructure is not designed to support such an increase in population. This development will necessitate extensive upgrades to our water and wastewater systems, raising the question of whether we can sustain this growth without overwhelming our environment and infrastructure.

Another troubling aspect is the proposed buildings' height, as three-story structures would create blight in an area with strict height restrictions. This visual impact, combined with the expected increase in noise complaints, will detract from the quality of life that residents currently enjoy.

Finally, the lack of public transit options will burden residents with long commutes to work, resulting in increased traffic on our strained roadways. The proposed complex seems to overlook the local job market, which does not support a large workforce, leading to longer drive times and additional congestion for all commuters.

Considering these concerns, The Discovery Bay Board of Directors urges the Supervisor's Office and Contra Costa County to reconsider the approval of this three-story apartment complex. It is vital that we carefully assess the implications of such a project on our community's safety, infrastructure, and overall quality of life.

Thank you for considering The Board's viewpoint on this critical matter.

Sincerely,

Carolyn Graham
President, Board of Directors
Town of Discovery Bay Municipal Advisory Committee

Water & Wastewater Monthly Presentation



— THE TOWN OF —
DISCOVERY BAY

Live Where You Play

November 2024

Safety & Training

- Near Misses
- Sewer Training
- Collection System Maintenance



509 Safe Work Days

WATER SYSTEM

WILLOW WTP

Well 1: **Active**
Well 2: **Active**
Well 6: **Active**

Filter A: **Online**
Filter B: **Online**
Filter C: **Offline**
Filter 1: **Online 10/10/24**

4947 gal
38.3 MG

< Sodium Hypochlorite >
< Water Production >

1653 gal
27.5 MG

Total Water Demand: 65.8 MG

NEWPORT WTP

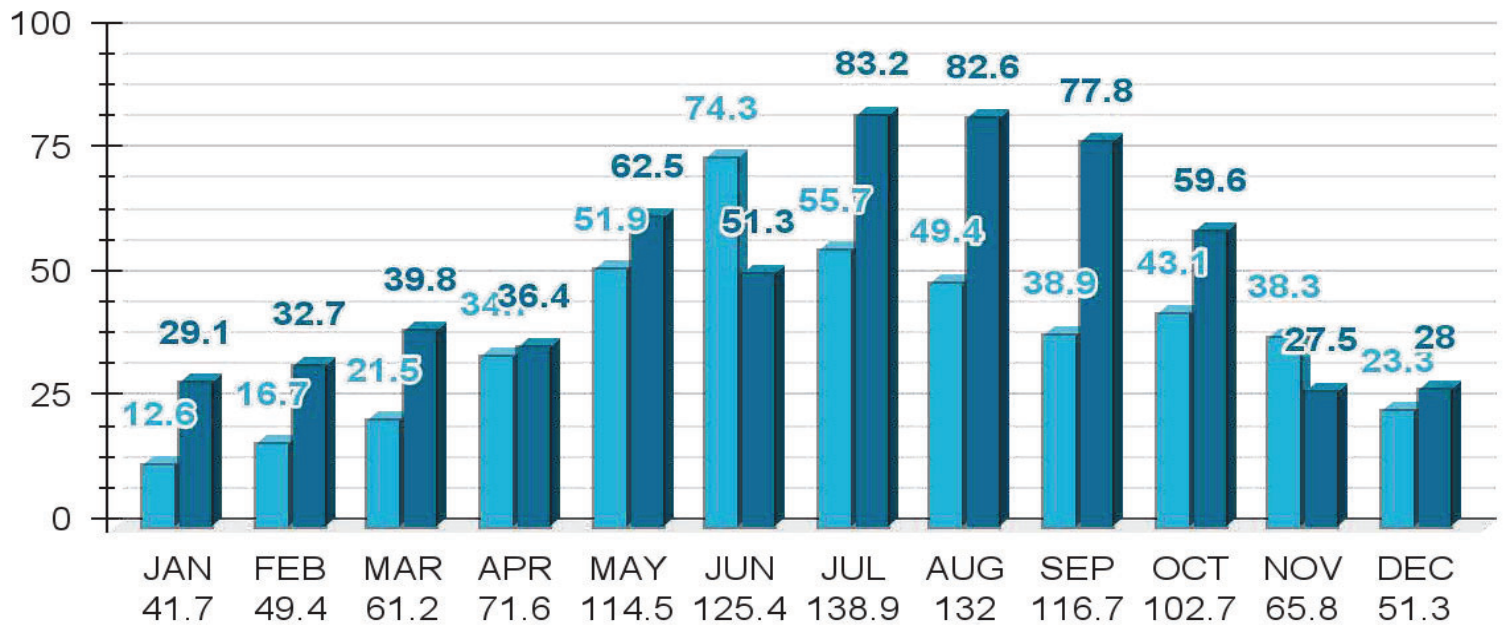
Well 4: **Active**
Well 5: **Offline**
Well 7: **Active**

Filter A: **Online**
Filter B: **Online**



Water Demand in Million Gallons

Willow WTP Newport WTP





Hydrant Flushing:	In-Progress	Water Quality Complaints:	0
Valve Exercising:	In-Progress	Water Pressure Concerns:	0
Consumer Confidence Report:	Completed	Coliform Positive Results:	0
Lead & Copper Sampling:	Completed	Notice of Violations:	0



WASTEWATER COLLECTION SYSTEM

Lift Stations

A: Active

G: Active

Bixler: Active

IPS: Active

C: Active

H: Active

Village 4: Active

Y: Online

D: Active

J: Active

Lakes: Active

E: Active

R: Active

Lakeshore: Active

F: Active

S: Active

Newport: Active



— THE TOWN OF —
DISCOVERY BAY
Live Where You Play



WASTEWATER TREATMENT



Influent Daily Avg Flow: 1.26 MG
Effluent Daily Avg Flow: 1.10 MG
Total Flow This Period: 32.9 MG
Total Flow Last Year: 34.0 MG

Polymer: 200 gal
Alum: 0 gal
PAC: 0 gal
UV: 65 %

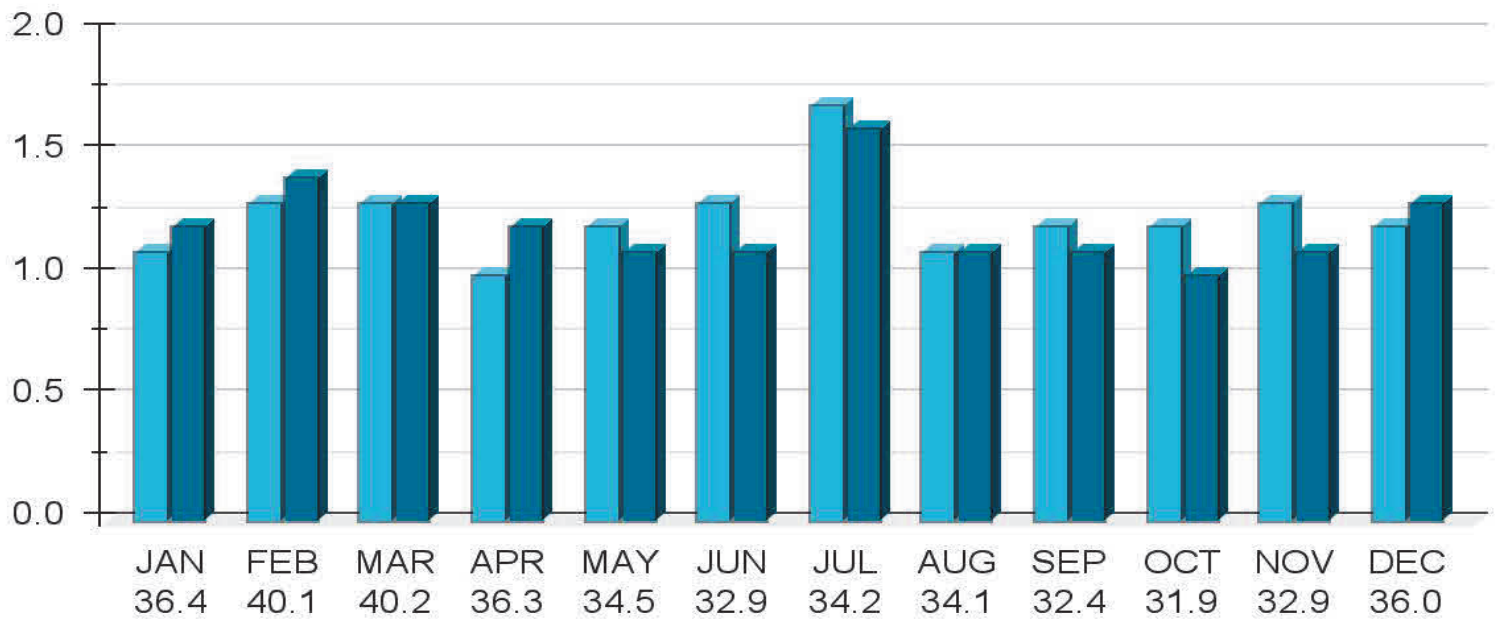
Effluent BOD <10: 1.6 mgL
Effluent TSS <10: 0.9 mgL
Total Coliform 7 Day < 2.2: ND
Total Coliform Daily Max <23: ND
Effluent NTU Daily Avg <2: 0
Effluent Ammonia <8.4: ND
Effluent Nitrates <10: 6

BOD Removal >85%: 99.2%
TSS Removal >85%: 99.3%
Conductivity Avg: 2250



Wastewater Flow in Million Gallons

■ WW Influent ■ WW Effluent



MAINTENANCE

Customer Complaints: 0
Sewer Overflows: 0
Biosolids Hauling: 210 tons
Cattail Removal: Pending

Lift Station Cleanouts: 90%
SL Rat Status: 95%
Painting & Labeling: 99%





Town of Discovery Bay

“A Community Services District”

STAFF REPORT

Agenda Title: Public Hearing: Discussion and Possible Action to Approve Resolution 2024-19 Approving the Veolia Master Services Agreement (MSA) and the Phase One Statement of Work (SOW) for the Community Center and Willow Water Treatment Facility Upgrades.

Meeting Date: December 18, 2024

Prepared By: John Burdette, Veolia Senior Program Development Manager

Submitted By: Dina Breitstein, General Manager

RECOMMENDED ACTION:

It is recommended that the board take the following actions:

H1.A. Open the public hearing and receive comments.

H1.B

- a. Approve the Master Services Agreement (MSA) and Statements of Work (SOW) with Veolia North America, Sustainable Industries and Buildings for the Solar Energy Project.
- b. Authorize the General Manager to Execute the MSA and SOW Contracts with Veolia North America, Sustainable Industries and Buildings for the Solar Energy Project.
- c. Approve Resolution No. 2024-19 Energy Service Contract between the Town and Enovity, a Veolia Company, for the implementation of energy measures and Improvements for the Community Center and the Willow Lake Water Treatment Facility.

EXECUTIVE SUMMARY/ AND BACKGROUND:

The TODB CSD paid PG&E just over \$1,417,829.00 in fiscal year 2022-2023 in electricity and natural gas to operate all facilities and infrastructure.

Earlier this year, the California Public Utilities Commission (CPUC) along with Pacific Gas & Electric (PG&E) ruled that their Net Energy Metering – Aggregation (NEM-A) v2.0 program would stop accepting applications on February 13th, 2024. This NEM-A v2.0 program provides very lucrative bill credit incentives for entities such as the TODB CSD. After this program stops accepting applications, the bill credits that can be generated by the TODB CSD will reduce to up to 75%, which would make solar renewable energy generation very difficult to justify from a financial return on investment perspective.

At the beginning of the 2023, the Federal Government also approved the Inflation Reduction Act (IRA) which provides grants and incentives for municipalities and special districts to generate clean renewable energy versus purchasing that electricity from the local utility provider. These grants and incentives can pay for up to 25%-50% of

the program costs, resulting in a very handsome savings and return on investment for those entities that take advantage of these programs.

The California Energy Commission (CEC) also offers a subsidized financing program through their Energy Conservation and Assistance Act (ECAA) Loan Program whereas the TODB CSD can borrow up to \$3,000,000.00 at 1.0% interest over a 17-20 year term. In this economic and interest rate environment, this is the most attractive financing vehicle available for funding these types of energy savings and renewable energy generation and storage programs.

Veolia has offered the Town of Discovery Bay Community Services District (TODB CSD) an opportunity to participate in their Sustainable Industries & Buildings (SIB) program to help the TODB CSD significantly reduce utility and operating costs, increase resiliency, as well as reduce greenhouse gas emissions.

As an approved Energy Services Company (ESCO) with the State of California Department of General Services (DGS), Veolia proposed to develop, design, turnkey install, operate and maintain all proposed upgrades with guaranteed performance and savings leveraging the California Government Code 4217.

The proposed system will also fix the cost of electricity for the amount of electricity that the solar renewable energy system produces, offering the TODB a guaranteed hedge against the high inflation of PG&E delivered power and offer an avoided utility cost savings for the TODB CSD and its residents. Over the last 40+ years, PG&E electricity costs have escalated at a 10%+ rate annually when including all fees and taxes. The cost of PG&E electricity is forecasted to rise at even higher escalation rates throughout 2030 due to the undergrounding of electrical transmission lines, over a thousand miles, and the adoption of Electric Vehicles (EV) which increase both cost and demand of electricity for PG&E ratepayers.

UPDATE:

Veolia was successful in getting an interconnection application submitted to PG&E and we have confirmed that TODB CSD has been grandfathered on the NEM-A V2.0 program for the Community Center and the Willow Water Treatment Plant (Phase 1) Project in the Comprehensive Energy Conservation Program.

Veolia also assisted the TODB CSD in submitting an application for the California Energy Commission (CEC) Energy Conservation Assistance Act (ECAA), one percent (1.0%) interest loan program. The application has been technically approved by the CEC and funds are anticipated to be able to draw on in February 2025 per the communication with the CEC Program Manger that approved our project.

The solar renewable energy component of the Phase 1 project will also be eligible for the Inflation Reduction Act (IRA) Investment Tax Credit (ITC) Direct Payment Option with the Federal Government. Veolia anticipates that this direct payment will pay for over 25% of the eligible solar scope of work.

The Phase 1 project also includes electrification Energy Efficiency (EE) Measures that will improve lighting, HVAC, and pool heating systems at the Community Center and the Willow Water Treatment Facility as well.


A copy of the approved CEC ECAA Loan Application and Feasibility Study are attached.

NEXT STEPS:

Now that the project has been approved by PG&E and the CEC it is time to move forward with approving and executing the Master Services Agreement (MSA) and Statements of Work (SOW) with Veolia in order to lock in

pricing by year end to avoid the threat of looming tariffs and price increased from the new Federal Administration. No costs will be incurred to the district until the funding becomes available in February of 2025.

PROPOSED SOLAR SYSTEM DESIGN & LAYOUT:



ENVIRONMENTAL:

The project is deemed to be categorically exempt from CEQA and Veolia has filed the required Notice of Exemption (NOE) on the TODB CSD’s behalf, which included a brief description of the proposed project, the location of the project, a finding that the project is exempt from CEQA, including a citation to the appropriate exemption, and a brief statement of the reasons to support the finding that this project is exempt per CEQA guidelines (15062(a).)

No comments or concerns were raised within the 35-day statute of limitations for challenging the agency’s decision that the project is exempt from CEQA. (Pub. Res. Code 21167(d); Guidelines 15062(d).)

RECOMMENDATION

Staff recommends that the Board of Directors pass a resolution to approve the Veolia Master Services Agreement (MSA) and the Phase 1 Statement of Work (SOW) for the Community Center and Willow Water Treatment Facility upgrades.

FISCAL IMPACT: \$3,010,550.00

\$ 3,000,000 Funding secured through CEC ECAA (1.0%) Interest Loan Program
\$ 577,776 Estimated Inflation Reduction Act (IRA) Investment Tax Credit (ITC) Payment
\$12,380,314 Estimated Savings over the life of the energy conservation systems
401.2% Return on Investment to the District

PREVIOUS RELEVANT BOARD ACTIONS FOR THIS ITEM:

ATTACHMENTS:

1. Solar NEM-A 2.0 CEC ECAA Loan Cash Flow Analysis – TODB CSD – 12042024.
2. Town of Discovery Bay – CEC Loan Package – 7.26.24.
3. Veolia Master Services Agreement.
4. Public Hearing Notice.
5. Resolution 2024-19.



FINANCIAL PRO FORMA
CONFIDENTIAL & PROPRIETARY



Solar Renewable Energy System Located							
Year	Annual ECAA Loan Payment	O&M & PeGu	Maintenance Savings & Avoided Capital Expenditure	Grants, Rebates & Incentives	Projected Utility Cost Reduction	Annual Cost Savings	Cumulative Cost Savings
0	\$ -	\$ -	\$ -	\$ -	\$ 187,081	\$ 187,081	\$ 187,081
1	\$ 203,834	\$ 11,196	\$ -	\$ 577,776	\$ 198,306	\$ 561,052	\$ 748,133
2	\$ 203,834	\$ 11,532	\$ -	\$ -	\$ 210,204	\$ (5,162)	\$ 742,971
3	\$ 203,834	\$ 11,878	\$ -	\$ -	\$ 222,816	\$ 7,105	\$ 750,076
4	\$ 203,834	\$ 12,234	\$ -	\$ -	\$ 236,185	\$ 20,117	\$ 770,193
5	\$ 203,834	\$ 12,601	\$ -	\$ -	\$ 250,357	\$ 33,921	\$ 804,114
6	\$ 203,834	\$ 12,980	\$ -	\$ -	\$ 265,378	\$ 48,565	\$ 852,679
7	\$ 203,834	\$ 13,369	\$ -	\$ -	\$ 281,301	\$ 64,098	\$ 916,777
8	\$ 203,834	\$ 13,770	\$ -	\$ -	\$ 298,179	\$ 80,575	\$ 997,352
9	\$ 203,834	\$ 14,183	\$ -	\$ -	\$ 316,069	\$ 98,053	\$ 1,095,404
10	\$ 203,834	\$ 14,609	\$ -	\$ -	\$ 335,034	\$ 116,591	\$ 1,211,996
11	\$ 203,834	\$ 15,047	\$ -	\$ -	\$ 355,136	\$ 136,255	\$ 1,348,250
12	\$ 203,834	\$ 15,498	\$ -	\$ -	\$ 376,444	\$ 157,112	\$ 1,505,362
13	\$ 203,834	\$ 15,963	\$ -	\$ -	\$ 399,030	\$ 179,233	\$ 1,684,596
14	\$ 203,834	\$ 16,442	\$ -	\$ -	\$ 422,972	\$ 202,696	\$ 1,887,292
15	\$ 203,834	\$ 16,935	\$ -	\$ -	\$ 448,351	\$ 227,581	\$ 2,114,873
16	\$ 203,834	\$ 17,443	\$ -	\$ -	\$ 475,252	\$ 253,974	\$ 2,368,848
17	\$ -	\$ 17,967	\$ -	\$ -	\$ 503,767	\$ 485,800	\$ 2,854,648
18	\$ -	\$ 18,506	\$ -	\$ -	\$ 533,993	\$ 515,487	\$ 3,370,134
19	\$ -	\$ 19,061	\$ -	\$ -	\$ 566,032	\$ 546,971	\$ 3,917,106
20	\$ -	\$ 287,871	\$ -	\$ -	\$ 599,994	\$ 312,123	\$ 4,229,229
21	\$ -	\$ 20,222	\$ -	\$ -	\$ 635,994	\$ 615,772	\$ 4,845,001
22	\$ -	\$ 20,828	\$ -	\$ -	\$ 674,153	\$ 653,325	\$ 5,498,326
23	\$ -	\$ 21,453	\$ -	\$ -	\$ 714,603	\$ 693,149	\$ 6,191,476
24	\$ -	\$ 22,097	\$ -	\$ -	\$ 757,479	\$ 735,382	\$ 6,926,858
25	\$ -	\$ 22,760	\$ -	\$ -	\$ 802,927	\$ 780,168	\$ 7,707,026
26	\$ -	\$ 23,442	\$ -	\$ -	\$ 851,103	\$ 827,661	\$ 8,534,686
27	\$ -	\$ 24,146	\$ -	\$ -	\$ 902,169	\$ 878,024	\$ 9,412,710
28	\$ -	\$ 24,870	\$ -	\$ -	\$ 956,299	\$ 931,429	\$ 10,344,139
29	\$ -	\$ 25,616	\$ -	\$ -	\$ 1,013,677	\$ 988,061	\$ 11,332,200
30	\$ -	\$ 26,385	\$ -	\$ -	\$ 1,074,498	\$ 1,048,113	\$ 12,380,314
Totals	\$ 3,261,341	\$ 800,904	\$ -	\$ 577,776	\$ 15,864,783	\$ 12,380,314	\$ 12,380,314

ATTACHMENT 1

ECAA LOAN APPLICATION FOR CEC FINANCING PROGRAM INTEREST RATE 1%

1. APPLICANT INFORMATION

Applicant/Legal Name: Town of Discovery Bay		
Type of Entity: (please check one box)		
<input type="checkbox"/> City	<input checked="" type="checkbox"/> Special District	
<input type="checkbox"/> County	<input type="checkbox"/> Public Hospital / Public Care Institution	
<input type="checkbox"/> Public College or University	<input type="checkbox"/> Other, please specify:	
<input type="checkbox"/> California Native American Tribe	_____	
Mailing Address: 1800 Willow Lake Road	City: Town of Discovery Bay	Zip: 94505-9376
Street Address: 1601 Discovery Bay Blvd	City: Town of Discovery Bay	Zip: 94505
County: Contra Costa County		
Contact Person: Dina Breitstein	Title: General Manager	
E-mail: dbreitstein@todb.ca.gov	Phone: 925-634-1131	
Tax ID #: 68-0401578	Congressional District: 9 th	
Name of Utility Providers:		
Electric: PG&E	Gas: PG&E	Other:
How did you hear about the California Energy Commission's (CEC) Loan Program? Check one: CEC Website, CEC Staff Presentation, Literature at Trade Show or Workshop, Utility Company, recommendation by another State agency, or Other (Specify): Veolia Sustainable Buildings USA, West Inc.		

2. PROJECT INFORMATION

- A. Has the applicant applied for, or expect to apply for any utility rebates/incentives?
 - Yes. Please complete Section B.
 - No.

B. Source of Rebates/Incentives: _____
(Approximate) Amount: _____

- C. Are there other sources of funds?
 - Yes. Project will not be fully funded by this loan.
 - No.

If yes, list source of funds, type of funding and amount: Federal ITC - 25.5% for solar portion of project. Estimated amount - \$589,331

D. Brief Project Description:
EEM 1 involves the installation of 327.8 kW in canopy PV structures that are estimated to produce roughly 526,748 kWh for the first year. EEMS 2 & 3 involve the addition of proper parking lot and path lighting to increase lighting in both areas to meet IES standards. EEMs 4-6 involve replacing all natural gas heating equipment with more efficient heat pump water heaters. EEM 7 involves a lighting upgrade to LED at the Willow Lake Water Treatment Plant and EEM 8 proposes backwash cycles to operate during off-peak hours to reduce demand charges for the Willow Lake Water Treatment Plant. The combined EEMS propose 463,872 kWh in electrical savings, 12,402 therms in gas savings, which both translate into a combined \$193,512 in energy cost savings per year.

3. PROJECT SCHEDULE

Estimated start date: 1/1/2025
Estimated completion date: 10/13/2025

4. PROJECT BUDGET

Total project costs include: all labor engineering, construction, materials, equipment, inspection demolition (if applicable) and removal (if applicable, less equipment salvage value.) \$3,084,948

Loan amount requested from the CEC:
\$3,000,000

5. CALIFORNIA ENVIRONMENTAL QUALITY ACT (CEQA) COMPLIANCE

- A. Is there documentation provided as an attachment to this application demonstrating the lead agency’s compliance with CEQA? (See Attachment 4, CEQA Information for required documents.)
 - Yes, go to B.
 - No: Begin preparation of CEQA documentation. See requirements in the PON and Attachment 4 before submitting the application. Send environmental documents to the Energy Commission, Renewable Energy Division during the CEQA public review period. Be sure to identify yourself as a loan applicant and the Energy Commission as a responsible agency.

- B. Is CEQA compliance by the lead agency complete?
 - Yes, go to C.
 - No: Send environmental documents to the Energy Commission, Renewable Energy Division during the CEQA public review period. Be sure to identify yourself as a loan applicant and the Energy Commission as a responsible agency. If the public review period has closed, but the lead agency has not acted on the project, attach all relevant environmental documents to this application and provide anticipated date of lead agency action on the project:
Date: _____

- C. What finding did the lead agency make? Measures funded by the loan are:
 - Not a project. Describe why all measures to be funded by the loan are not CEQA projects, and provide analysis supporting the conclusion that the measures are not a project:

- A project under CEQA, and is exempt: List applicable exemption:
 ___ Statutory (list code section): _____
 ___X___ Categorical (list section from CEQA Guidelines): ___15301 & 15304_____
 Was a Notice of Exemption filed? No Yes
 If yes, Date Filed: 6.26.24

- A project under CEQA, and is not exempt. Lead agency prepared the following environmental document:
 ___ Initial study + Negative Declaration
 ___ Initial study + Mitigated Negative Declaration
 ___ Environmental Impact Report
 ___ Other (describe)
 Notice of Determination filed? No Yes Date Filed: _____
 Was a Statement of Overriding Considerations adopted? No Yes
 If yes, date: _____

6. APPLICATION DOCUMENTS

Please include all of the following:

- Completed Loan Application (Attachment 1)
- Completed Summary of Measures in Loan Request (Attachment 2)
- Feasibility Study or energy audit report
- Utility Billing Data - Copies of 12 months of past energy data and rate schedules for electric, natural gas utilities, or other energy sources (unless included in the feasibility study).
- Governing Body Resolution and Documentation of Applicant's Authority to enter into the loan agreement (see Attachment 3 for a sample Resolution)
- CEQA Compliance Documentation (see Attachment 4 for more information)
- California Native American Tribes Eligibility and Additional Information (Attachment 5) if applicant is a California Native American Tribe

7. CERTIFICATION

To the best of my knowledge and belief, I certify:

- The information in this application is correct and complete.
- I am authorized to sign and submit this application on behalf of the applicant.
- Applicant is eligible to receive state funding under all applicable laws, including but not limited to Chapter 2.8 "Project Labor Agreements", Part 1, of Division 2 of the Public Contract Code.
- Applicant does not intend to close or otherwise dispose of the building(s) within the simple payback period.
- I have read, understand, and do hereby accept the loan agreement terms, and, further, I am willing to enter into an agreement with the Energy Commission according to the terms offered and will timely sign loan documents if the application is funded.

Name of Authorized Representative: Dina Breitstein		
Title: General Manager		
Signature of Authorized Representative:		
Date:	Phone:	Email: dbreitstein@todb.ca.gov

For Assistance:
Email: PubProg@energy.ca.gov

ATTACHMENT 2

Please see excel file for the Summary of Energy Efficiency Measure in Loan Request



**TOWN OF DISCOVERY BAY
COMMUNITY SERVICES DISTRICT**

RESOLUTION 2024-05

**A RESOLUTION OF THE BOARD OF DIRECTORS
OF THE TOWN OF DISCOVERY BAY,
A CALIFORNIA COMMUNITY SERVICES DISTRICT,
AUTHORIZING VEOLIA SUSTAINABLE BUILDINGS USA WEST, INC., A VEOLIA
COMPANY AND THE GENERAL MANAGER, TO COMPLETE AND SUBMIT ALL
NECESSARY DOCUMENTS AND AN APPLICATION FOR A CALIFORNIA ENERGY
COMMISSION (CEC) ENERGY CONSERVATION ASSISTANCE ACT (ECCA) LOAN
AND FINDING THE ACTIVITY FUNDED BY SUCH LOAN TO BE EXEMPT FROM THE
CALIFORNIA ENVIRONMENTAL QUALITY ACT (CEQA)**

WHEREAS, the California Energy Commission provides loans to schools, hospitals, local governments, special districts, and public care institutions to finance energy efficiency improvements;

NOW, THEREFORE, THE BOARD OF DIRECTORS OF THE TOWN OF DISCOVERY BAY COMMUNITY SERVICES DISTRICT DOES HEREBY RESOLVE AS FOLLOWS:

SECTION 1. That the Board of Directors of the Town of Discovery Bay Community Services District authorizes Veolia Sustainable Buildings USA West, Inc. to apply for an energy efficiency loan from the California Energy Commission to implement energy efficiency measures.

SECTION 2. That in compliance with the California Environmental Quality Act (CEQA), the board of Directors of the Town of Discovery Bay finds that the activity funded by the loan is a project that is categorically exempt under 15301 and 15304 because the solar sites proposed are part of an existing facility and/or minor alterations to land.

SECTION 3. That if recommended for funding by the California Energy Commission, the Board of Directors of the Town of Discovery Bay Community Services District authorizes the General Manager, to accept a loan up to three million dollars and zero cents (\$3,000,000.00) and to execute all documents necessary or required to obtain such loan.

SECTION 4. That the amount of the loan will be paid in full, plus interest, under the terms and conditions of the Loan Agreement, Promissory Note and Tax Certificate of the California Energy Commission.

SECTION 5. That the General Manager, Dina Breitstein, is hereby authorized and empowered to execute in the name of the Town of Discovery Bay Community Services District all necessary documents to implement and carry out the purpose of this resolution, and to undertake all actions necessary to undertake and complete the energy efficiency projects.

PASSED, APPROVED AND ADOPTED THIS 1ST DAY OF MAY 2024.



Michael Callahan
Board President

I hereby certify that the foregoing Resolution was duly adopted by the Board of Directors of the Town of Discovery Bay Community Services District at a regularly scheduled meeting, held on May 1, 2024 by the following vote of the Board:

AYES: 4
NOES: 0
ABSENT: 1 - GRAHAM
ABSTAIN: 0



Dina Breitstein
Board Secretary

Notice of Exemption

Appendix E

To: Office of Planning and Research
P.O. Box 3044, Room 113
Sacramento, CA 95812-3044
County Clerk
County of: Contra Costa
555 Escobar Street
Martinez, CA 94553

Lead Agency
From: (Public Agency): Town of Discovery Bay
1800 Willow Lake Road
Discovery Bay, CA 94505-9376 (925) 634-1131
(Address)

Project Title: Community Center and Willow Lake WTP Energy Efficiency Project

Project Applicant: Town of Discovery Bay 1800 Willow Lake Rd Discovery Bay, CA 94505
Project Location - Specific: (925) 634-1131
Community Center: 1601 Discovery Bay Blvd; Willow Lake WTP: 1800 Willow Lake Rd

Project Location - City: Discovery Bay Project Location - County: Contra Costa

Description of Nature, Purpose and Beneficiaries of Project:

There are 8 energy efficiency measures (EEMS) to this project. EEM 1 involves the installation of 327.8 kW in canopy PV structures that are estimated to produce roughly 526,748 kWh for the first year. EEMS 2 & 3 involve the addition of proper parking lot and path lighting to increase lighting in both areas to meet IES standards. EEMS 4-6 involve replacing all natural gas heating equipment with more efficient heat pump water heaters. EEM 7 involves a lighting upgrade to LED at the Willow Lake Water Treatment Plant and EEM 8 proposes backwash cycles to operate during off-peak hours to reduce demand charges for the Willow Lake Water Treatment Plant. The combined EEMS propose 462,994 kWh in electrical savings, 12,402 therms in gas savings, which both translate into a combined \$193,365 in energy cost savings per year.

Name of Public Agency Approving Project: Town of Discovery Bay Community Services District - Board of Directors

Name of Person or Agency Carrying Out Project: Dina Breilstein, General Manager - Town of Discovery Bay Community Services District

Exempt Status: (check one):

- Ministerial (Sec. 21080(b)(1); 15268);
Declared Emergency (Sec. 21080(b)(3); 15269(a));
Emergency Project (Sec. 21080(b)(4); 15269(b)(c));
Categorical Exemption. State type and section number: Title 14 CCR 15301 & 15304
Statutory Exemptions. State code number:

Reasons why project is exempt:

The Board of Directors of the Town of Discovery Bay finds that the activity involved in this project is categorically exempt under sections 15301 & 15304 of the Title 14 California Code of Regulations because the solar sites proposed are part of an existing facility and/or minor alterations to the land.

Lead Agency
Contact Person: Dina Breilstein Area Code/Telephone/Extension: 925-634-1131

If filed by applicant:

- 1. Attach certified document of exemption finding.
2. Has a Notice of Exemption been filed by the public agency approving the project? Yes No

Signature: [Signature] Date: 6/26/24 Title: General Manager

Signed by Lead Agency Signed by Applicant

Authority cited: Sections 21083 and 21110, Public Resources Code.
Reference: Sections 21108, 21152, and 21152.1, Public Resources Code.

Date Received for filing at OPR: 2024-00223

FILED

June 26, 2024

KRISTIN B. CONNELLY
CLERK-RECORDER

By [Signature]
F. Anonuevo
Deputy Clerk



**TOWN OF DISCOVERY BAY
COMMUNITY SERVICES DISTRICT**

RESOLUTION 2024-05

**A RESOLUTION OF THE BOARD OF DIRECTORS
OF THE TOWN OF DISCOVERY BAY,
A CALIFORNIA COMMUNITY SERVICES DISTRICT,
AUTHORIZING VEOLIA SUSTAINABLE BUILDINGS USA WEST, INC., A VEOLIA
COMPANY AND THE GENERAL MANAGER, TO COMPLETE AND SUBMIT ALL
NECESSARY DOCUMENTS AND AN APPLICATION FOR A CALIFORNIA ENERGY
COMMISSION (CEC) ENERGY CONSERVATION ASSISTANCE ACT (ECCA) LOAN
AND FINDING THE ACTIVITY FUNDED BY SUCH LOAN TO BE EXEMPT FROM THE
CALIFORNIA ENVIRONMENTAL QUALITY ACT (CEQA)**

WHEREAS, the California Energy Commission provides loans to schools, hospitals, local governments, special districts, and public care institutions to finance energy efficiency improvements;

NOW, THEREFORE, THE BOARD OF DIRECTORS OF THE TOWN OF DISCOVERY BAY COMMUNITY SERVICES DISTRICT DOES HEREBY RESOLVE AS FOLLOWS:

SECTION 1. That the Board of Directors of the Town of Discovery Bay Community Services District authorizes Veolia Sustainable Buildings USA West, Inc. to apply for an energy efficiency loan from the California Energy Commission to implement energy efficiency measures.


SECTION 2. That in compliance with the California Environmental Quality Act (CEQA), the board of Directors of the Town of Discovery Bay finds that the activity funded by the loan is a project that is categorically exempt under 15301 and 15304 because the solar sites proposed are part of an existing facility and/or minor alterations to land.

SECTION 3. That if recommended for funding by the California Energy Commission, the Board of Directors of the Town of Discovery Bay Community Services District authorizes the General Manager, to accept a loan up to three million dollars and zero cents (\$3,000,000.00) and to execute all documents necessary or required to obtain such loan.

SECTION 4. That the amount of the loan will be paid in full, plus interest, under the terms and conditions of the Loan Agreement, Promissory Note and Tax Certificate of the California Energy Commission.

SECTION 5. That the General Manager, Dina Breitstein, is hereby authorized and empowered to execute in the name of the Town of Discovery Bay Community Services District all necessary documents to implement and carry out the purpose of this resolution, and to undertake all actions necessary to undertake and complete the energy efficiency projects.

PASSED, APPROVED AND ADOPTED THIS 1ST DAY OF MAY 2024.



Michael Callahan
Board President

I hereby certify that the foregoing Resolution was duly adopted by the Board of Directors of the Town of Discovery Bay Community Services District at a regularly scheduled meeting, held on May 1, 2024 by the following vote of the Board:

AYES: 4
NOES: 0
ABSENT: 1 - GRAHAM
ABSTAIN: 0



Dina Breitstein
Board Secretary



State of California - Department of Fish and Wildlife
2024 ENVIRONMENTAL DOCUMENT FILING FEE
CASH RECEIPT
 DFW 753.5a (REV. 01/01/24) Previously DFG 753.5a

RECEIPT NUMBER:
 07-06/26/2024-223
 STATE CLEARINGHOUSE NUMBER (If applicable)

SEE INSTRUCTIONS ON REVERSE. TYPE OR PRINT CLEARLY.

LEAD AGENCY TOWN OF DISCOVERY BAY	LEAD AGENCY EMAIL	DATE 06/26/2024
COUNTY/STATE AGENCY OF FILING CONTRA COSTA COUNTY	DOCUMENT NUMBER 2024-00223	

PROJECT TITLE

COMMUNITY CENTER AND WILLOW LAKE WTP ENERGY EFFICIENCY PROJECT

PROJECT APPLICANT NAME TOWN OF DISCOVERY BAY	PROJECT APPLICANT EMAIL	PHONE NUMBER (925) 634-1131
PROJECT APPLICANT ADDRESS 1800 WILLOW LAKE RD	CITY DISCOVERY BAY	STATE CA
		ZIP CODE 94505

PROJECT APPLICANT (Check appropriate box)

- Local Public Agency
 School District
 Other Special District
 State Agency
 Private Entity

CHECK APPLICABLE FEES:

- Environmental Impact Report (EIR) \$ 4,051.25 \$ _____
 Mitigated/Negative Declaration (MND)(ND) \$ 2,916.75 \$ _____
 Certified Regulatory Program (CRP) document - payment due directly to CDFW \$ 1,377.25 \$ _____

- Exempt from fee
 Notice of Exemption (attach)
 CDFW No Effect Determination (attach)
 Fee previously paid (attach previously issued cash receipt copy)

- Water Right Application or Petition Fee (State Water Resources Control Board only) \$ 850.00 \$ _____
 County documentary handling fee \$ 50.00 \$ _____ 50.00
 Other \$ _____

PAYMENT METHOD:

- Cash Credit Check Other
 TOTAL RECEIVED \$ _____ 50.00

SIGNATURE X	AGENCY OF FILING PRINTED NAME AND TITLE Francesca Anonuevo Deputy Clerk
-----------------------	--

Rec # 57779



**Town of Discovery Bay
Feasibility Report
Discovery Bay, CA**

Prepared For:



June 06, 2024

Prepared By:
Veolia North America
*100 Montgomery Street
Suite 600
San Francisco, CA., 94104
Phone: (415) 974-0390
www.veolianorthamerica.com*

Table of Content

1.0 Executive Summary	1
2.0 Background	2
2.1 Site Description	3
2.2 Facility Energy Use and Load Profile	3
3.0 Description of Existing Building System	7
3.1 Electrical Power Distribution System	7
3.2 Cooling System	8
3.3 Heating System	9
3.4 Domestic Water Heaters	10
3.5 Natural Gas Pool Heaters	11
3.6 Lighting Systems	12
4.0 Energy Efficiency Measure (EEM) Analysis	13
4.1 General Approach and Methodology	13
4.2 Site Visit	13
4.3 Energy Efficiency Measures	14
4.3.1 EEM 1: Install Carport PV Arrays at the Community Center	14
4.3.2 EEM 2: New Led Path-Lighting, Community Center	18
4.3.3 EEM 3: Install New Parking Lot Lighting - Community Center	20
4.3.4 EEM 4: Replace Natural Gas Pool Heaters with Heat Pump Water Heaters	21
4.3.5 EEM 5: Replace the AC and Furnace with Heat Pumps at the Community Center	22
4.3.6 EEM 6: Replace the Domestic Water Heater with a Heat Pump Water Heater	23
4.3.7 EEM 7: Install LED Lighting inside the Booster Pump Room, Willow Lake water treatment plant	24
4.3.8 EEM 8: Schedule Filter Backwash during Off-Peak Hours	24
4.4. Energy Efficiency Incentives	25
5.0 Construction Schedule	25
6.0 Project Contacts	26
7.0 CEC Loan Cash Flow	27
8.0 Attachments: Supporting Information	28



1.0 Executive Summary

Veolia conducted this Feasibility Study for the Town of Discovery Bay (“Discovery Bay”) as the first step in implementing an energy project at the Community Center and Willow Lake Water Treatment Plant. The findings in this report represent the energy and electrical savings of the Energy Efficiency Measures (EEMs) identified for these two sites. The audit conducted prior to this feasibility study focused on identifying and evaluating EEMs that are appropriate and beneficial for both facilities. Veolia conducted a site visit to collect facility information and identify opportunities for energy savings. The scope of this visit included collecting information on existing site equipment and conducting operator interviews to understand daily operations and existing conditions. Veolia used the information gathered to develop and evaluate EEMs. The goal of this study is to establish the economic and technical feasibility of the EEMs identified in the site visit.

The EEMs presented in this report represent a total potential net savings of 463,872 kWh and 12,402 Therms of energy, equating to \$193,512 in net utility savings annually. These savings result in 859,087 lbs of equivalent CO₂ emissions annually.

After the results of the preliminary investigation of site conditions and potential savings, the Town of Discovery Bay has decided to proceed with the following EEMs listed in Table 1 below; the next step is for Veolia to apply for CEC funding on the Town of Discovery Bay’s behalf.



Table 1.0: EEM Summary Table

EEM No.	Measure Description	Electrical Savings (kWh/yr)	Gas Savings (Therms/yr)	Energy cost savings (\$/yr)	Project cost (\$)	Simple payback (years)
1	Install a 328 kW PV Carport System - Community Center & WLWTP	526,748	0	\$ 185,002	\$2,311,103	12.5
2	Install New LED Path-Lighting - Community Center	(3,578)	0	\$ (1,145)	\$44,664	N/A
3	Install new LED Pole Lighting in Parking Lots - Community Center	(3,578)	0	\$ (1,145)	\$540,926	N/A
4	Replace Natural Gas Pool Heater with Heat Pump Water Heaters - Community Center	(45,188)	9,639	\$ 2,794	\$89,968	32.2
5	Replace the AC and furnace with heat pumps - Community Center	(8,648)	2,150	\$ 1,081	\$86,202	80
6	Replace the domestic water heater with a heat pump water heater - Community Center	(3,704)	613	\$ (88)	\$5,855	N/A
7	Install LEDs inside the booster pump room	1,820	0	\$ 582	\$1,901	3.3
8	Schedule filter backwash during off-peak hours	42 kW	0	\$ 6,431	\$4,329	0.7
	TOTALS	463,872	12,402	\$193,512	\$3,084,949	15.9

2.0 Background

Discovery Bay is utilizing Veolia's turnkey energy project development and implementation expertise to help them reach their energy and cost savings goals. As part of this program, Discovery Bay has tasked Veolia with performing ISAs (initiate site assessment) at selected facilities to identify and evaluate energy efficiency measures appropriate for each location.

Veolia performed site audits at the Community Center and Willow Lake Water Treatment Plant ("Willow Lake WTP"). Veolia identified the potential EEMs and evaluated each measure. Discovery Bay has decided to proceed with the EEMs listed in this report. This feasibility report presents our findings for the costs, benefits, risks, and performance impacts of the EEMs identified.



The ISA's scope of work generally followed industry-standard guidelines for an ASHRAE Level 2 Energy Audit. Data and information will be gathered during the site visit or through subsequent communication with the facility staff.

Veolia conducted an ISA site visit on March 4, 2024, to survey the Community Center and Willow Lake Treatment plant, among other facilities, and familiarize itself with their construction, equipment, operation, and maintenance. Veolia met with facility personnel, including the Municipal & Commercial Project Manager II, Anthony Harper. After the site visit, Veolia presented initial findings and discussed which potential EEMs were a priority for both facilities.

2.1 Site Description

The Community Center, located at 1601 Discovery Bay Blvd, was opened on January 2, 2014, and serves as the hub for the Recreation Services Department for Discovery Bay. This 219,869 sq-ft site was formerly the Discovery Bay Athletic Club and was renovated into a multi-use Community Center. The Community Center hosts many events, including community concerts, dog parades, and movies in the park. The center offers many community programs, including youth sports and dance and camps, space rentals, BBQ area rentals, tennis courts, pickleball courts, and a swimming pool. The facility's operating hours are 7:30 am-7 pm, seven days per week.

The Willow Lake Water Treatment Plant is part of Discovery Bay's water services. These services include groundwater wells 1B, 2, 4A, 5A, 6, and 7 that draw water from an aquifer 300' below the surface. The water is then sent to two treatment plants, Newport and Willow Lake Water Treatment Plants, for treatment and storage and is distributed from there. The Willow Lake WTP is located at 1800 Willow Lake Road, adjacent to the Community Center.

2.2 Facility Energy Use and Load Profile

The energy data for the Community Center and the Willow Lake Water Treatment building was compiled in a preliminary energy-use analysis (PEA) to represent each site's energy consumption. Electricity and natural gas are supplied by PG&E under the B6S and GNR1 rate schedules for the Community Center and the B19S rate schedule for the Willow Lake WTP. The data presented in this section range from July 2022 through June 2023. Tables 2.0 and 2.1 summarize the annual energy consumption and costs for the Community Center and Willow Lake WTP, respectively. Figures 2.0 and 2.1 depict the electrical energy consumption profile of the Community Center and Willow Lake WTP, respectively.



Table 2.0: Preliminary Energy Use Analysis (PEA) - Community Center

Annual Electricity			
<i>Consumption</i>	66,929	<i>kWh/yr</i>	0.30 <i>kWh/sq-ft</i>
<i>Maximum Demand</i>		<i>kW</i>	0.00 <i>watt/sq-ft</i>
<i>Peak Demand Charges</i>	-	<i>\$/yr</i>	
<i>Cost</i>	21,278	<i>\$/yr</i>	0.10 <i>\$/sq-ft</i>
<i>Cost/ Unit</i>	\$0.32	<i>\$/kWh</i>	
Annual Gas (Natural Gas)			
<i>Consumption</i>	12,573	<i>therms/yr</i>	0.06 <i>therm/sq-ft</i>
<i>Gas Cost</i>	22,479	<i>\$/yr</i>	0.10 <i>\$/sq-ft</i>
<i>Cost/ Unit</i>	\$1.79	<i>\$/therm</i>	
Total			
Total kBTU	1,485,412	<i>kBTU</i>	6.8 <i>kBTU/sq.ft</i>
Total Building Size	219,870	<i>Sq-ft</i>	
Total Annual Energy Cost	43,757	<i>\$/yr</i>	0.20 <i>\$/Sq-ft</i>

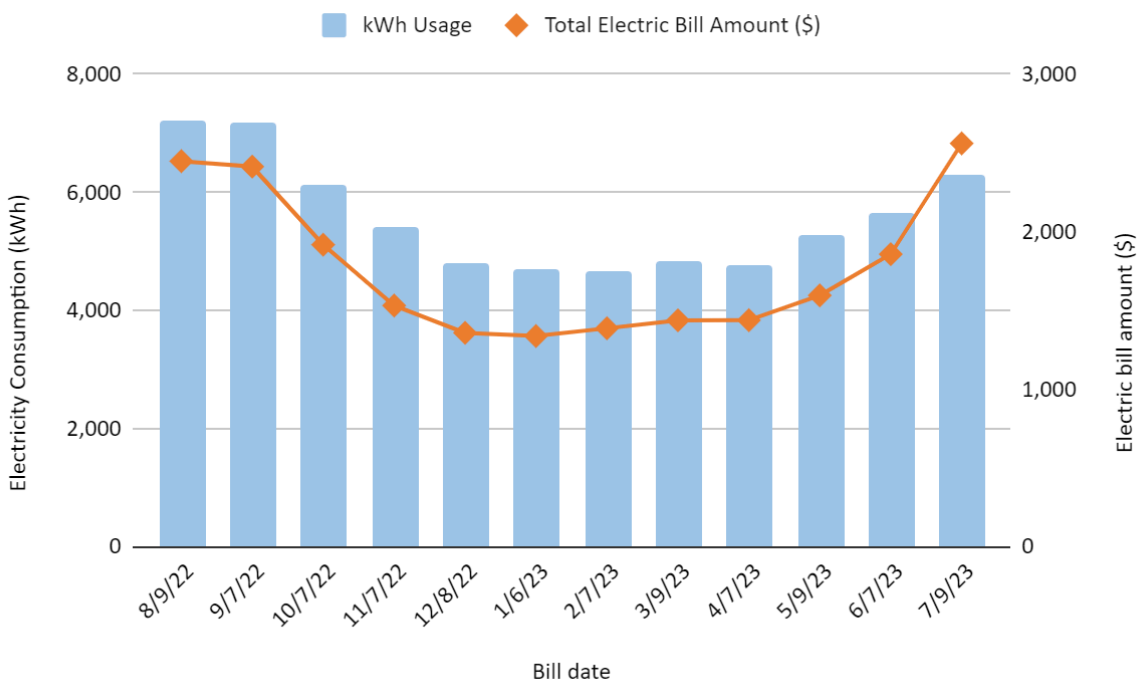
Table 2.1: Preliminary Energy Use Analysis (PEA) - Willow Lake WTP

Annual Electricity			
<i>Consumption</i>	479,088	<i>kWh/yr</i>	18.27 <i>kWh/sq-ft</i>
<i>Maximum Demand</i>		<i>kW</i>	0.00 <i>watt/sq-ft</i>
<i>Peak Demand Charges</i>	-	<i>\$/yr</i>	
<i>Cost</i>	155,192	<i>\$/yr</i>	5.92 <i>\$/sq-ft</i>
<i>Cost/ Unit</i>	\$0.3239	<i>\$/kWh</i>	
Annual Gas (Natural Gas)			
<i>Consumption</i>	0	<i>therms/yr</i>	0.00 <i>therm/sq-ft</i>
<i>Gas Cost</i>	0	<i>\$/yr</i>	0.00 <i>\$/sq-ft</i>
<i>Cost/ Unit</i>	\$0.0000	<i>\$/therm</i>	
Total			
Total kBTU	1,634,648	<i>kBTU</i>	62.3 <i>kBTU/sq.ft</i>
Total Building Size	26,221	<i>Sq-ft</i>	
Total Annual Energy Cost	155,192	<i>\$/yr</i>	5.92 <i>\$/Sq-ft</i>



Electricity is supplied by PG&E under the B6 and B19S rate schedules to the Community Center and the Willow Lake WTP, respectively. The Community Center’s annual electrical energy and cost usage intensity are 0.30 kWh per square foot and \$.10 per square foot, respectively. The average electric cost is about \$0.3179 per kilowatt-hour. The monthly profiles below show that electricity usage is relatively stable throughout the year as production output follows a similar trend with peak usage in the summer months.

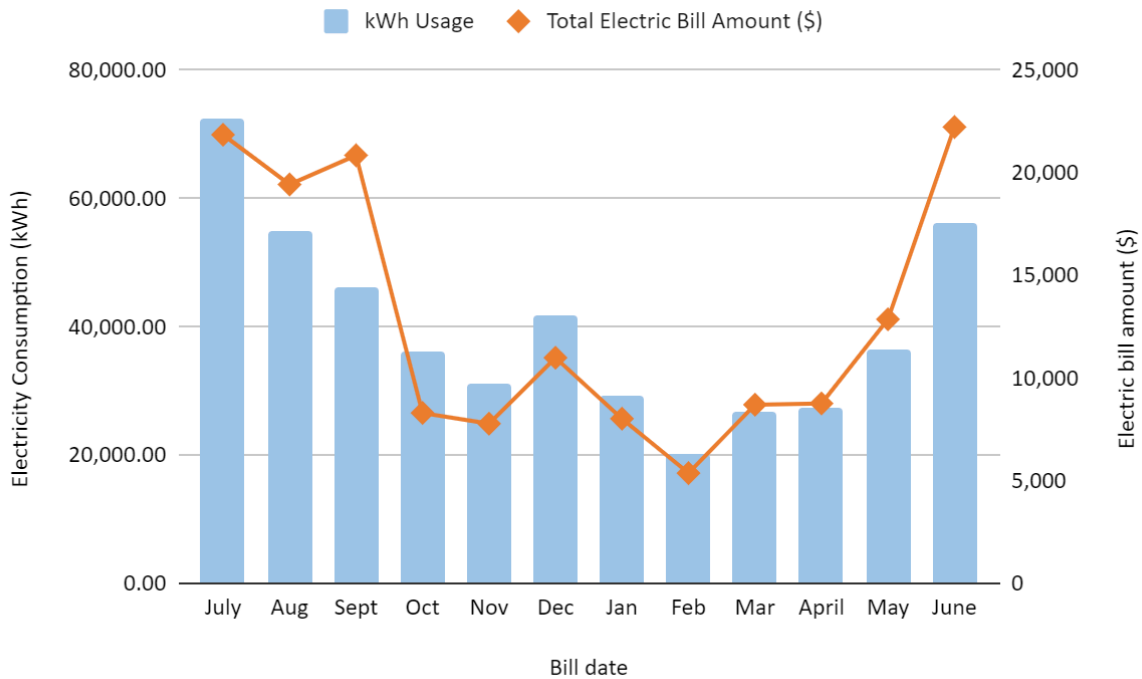
Figure 2.0: Electricity usage profile for July 2022 - June 2023, Community Center



Willow Lake WTP’s annual electrical energy and cost usage intensity are 18.27 kWh per square foot and \$5.92 per square foot, respectively. The average electric cost is about \$0.3239 per kilowatt-hour. The monthly profiles below show that electricity usage spikes in the summer and decreases during the winter.



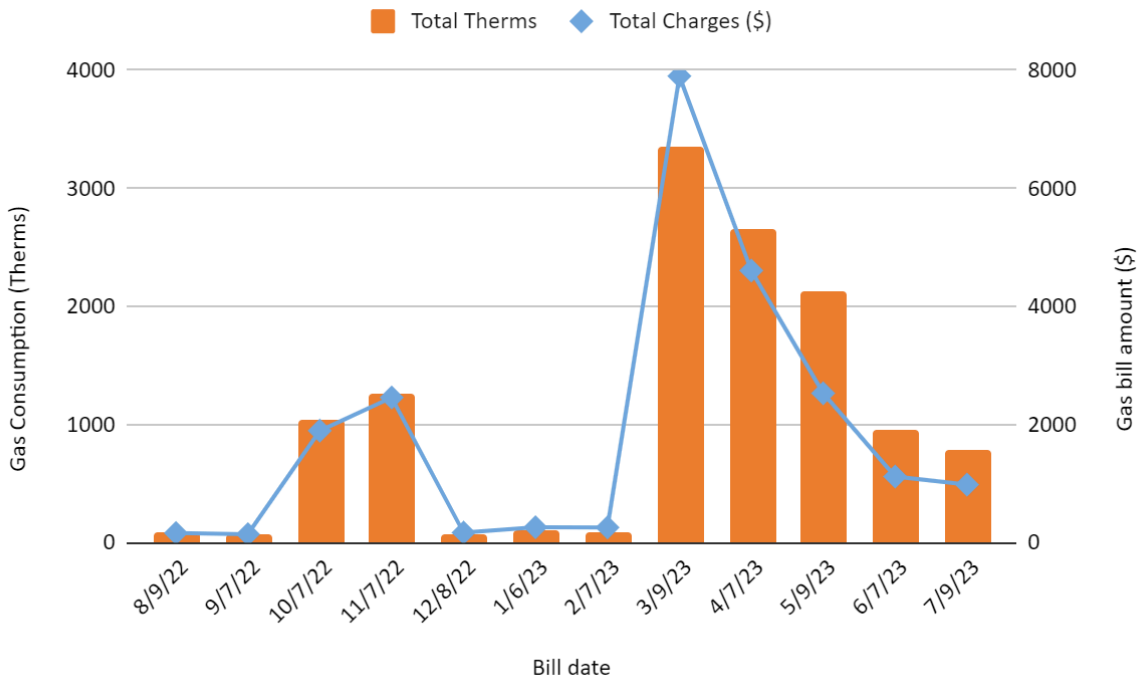
Figure 2.1: Electricity usage profile for July 2022 - June 2023, Willow Lake WTP



PG&E supplies natural gas to the Community Center under the GNR1 rate schedule. The data collected is from July 2022 through June 2023. The Community Center's Pool is closed during the winter months of November, December, and January, thus, causing the gas usage to decrease drastically without the need to heat the pool water. The maximum gas consumption, 3,355 therms, was seen from February - March 2023. The annual gas usage intensity and cost usage intensity are 0.06 therms per square foot and \$0.10 per square foot, respectively. The average gas cost is about \$1.7878 per therm. Figure 2.2 depicts the gas usage profile for the Community Center. There is no natural gas at the Willow Lake WTP.



Figure 2.2: Gas usage profile for July 2022 - June 2023, Community Center



3.0 Description of Existing Building System

An assessment of the lighting and mechanical equipment was performed during Veolia’s ISA visit. No design drawings or as-builts of the facility were available during the audit. System details and specifications were collected during the interior and exterior walk-throughs. An overview of Veolia’s observations of existing building systems and equipment is detailed in this section.

3.1 Electrical Power Distribution System

PG&E provides utility power, and the voltage is reduced in a PG&E-owned and maintained transformer. This transformer reduces the high voltage from the utility lines down to 480 volts, 3 phase, 60-hertz. Electricity is received inside the facility in the main electrical switchgear panel, as illustrated below in the pictures taken from our field investigation. Electricity is then distributed from the main electrical switchgear panel to various electrical sub-panels throughout the building. This process is the same for the Community Center and Willow Lake Water Treatment Plant.

Figure 3.0: Electrical Distribution System



Main Electrical Switchgear Panel & Meter - Willow Lake Treatment Plant



Main Electrical Switchgear Panel - Community Center

3.2 Cooling System

The source of space cooling for the Community Center is conditioned by four, 5-ton split, single-phase air conditioners. These AC units work in conjunction with four indoor furnaces and four indoor evaporator coil units. The furnace and evaporator coils are detailed in Section 3.3 below. These split AC systems are shown in Figure 3.2 below and are listed in Table 3 in the following subsection. There are no cooling systems at the Willow Lake WTP.

Figure 3.2: Outdoor Air Conditioners serving the Community Center



3.3 Heating System

Two Payne and two Carrier gas furnaces with heating coils serve the Community Center in conjunction with the outdoor AC packaged units listed in section 3.2. Only one Payne and Carrier furnace have a nameplate, and thus, each Payne unit has been assumed to be Payne Model PG80ESLA36070ABA furnaces with 66,000 BTU/hour input and 54,000 Btu/hour output capacities and each Carrier Unit has been assumed to be Carrier Model 59TP6A100E211220 with 63,000 BTU/hour input and 54,000 Btu/hour output capacities. The existing system also includes four indoor evaporator coil units. These units are Carrier (model CVPVA3617XMC). Figure 6 shows the gas infrared heater in the warehouse. Table 3.3 details the existing mechanical equipment related to HVAC. There are no heating systems at the Willow Lake WTP.

Figure 3.3: Community Center Indoor Evaporator Coils and Furnaces



Table 3: List of Building Mechanical - HVAC

Equipment type	Manufacturer	Model	Capacity (Tons) Each	Capacity (BTU/hr) Input, Each	Capacity (BTU/hr) Output, Each
AC Units - Outdoor (4)	Carrier	24AAA560A300	5		
Gas Furnace (2)	Payne	PG80ESLA36070ABA		66,000	54,000
Gas Furnace (2)	Carrier	59TP6A100E211220		63,000	54,000
Evaporating Coils (4)	Carrier	CVPBA3617XMCEAAA			

3.4 Domestic Water Heaters

One (1) Bradford White (Model URG250T6N) domestic hot water heater serves the community center. The heater is located in the utility room, is rated at 40,000 Btu/hr input, and has a nominal capacity of 50 gallons. Figure 3.4 shows the Community Center’s domestic water heater in the facility.

Figure 3.4: Domestic Water Heater



3.5 Natural Gas Pool Heaters

The community center has an outdoor pool heated by two (2) Raypak (Model C-R406A-EN-C ASME) natural gas pool heaters. Each pool heater is rated at 399,000 Btu/hr input and 327,180 Btu/hr output. The heaters are located inside the pool equipment room by the pool. The pool is used and heated in Summer from May to September. The pool water temperature is maintained at 84F.

Figure 3.5: Natural Gas Pool Heaters



3.6 Lighting Systems

Existing indoor community center lighting has already been updated to LEDs; thus, no upgrade is needed. However, the existing parking lot lighting has four permanent pole lights. Two have already been converted to LEDs; the remaining two have 75W incandescent lamps. The remaining two fixtures that have 75W incandescent lamps are not operational due to suspected underground cabling issues. To maintain an appropriate light level in the parking lot, portable lighting systems with four (4) high-intensity discharge lamps (approximately 400W, metal halide) powered by a diesel generator.

Figure 3.6: Existing Lighting (Community Center)



The Willow Lake Treatment Plant has few lighting opportunities. Exterior lighting currently consists of existing LED lamps or fixtures. The pump station room has been identified as the only area for LED lighting upgrades. Currently, the pump station room lighting consists of six (6) 40-watt, 4-lamp ceiling-mounted fixtures. Twist timers control these fixtures. The existing lighting and controls at the pump station are depicted in Figure 10 below.

Figure 3.7: Willow Lake WTP - Pump Station Lighting



4.0 Energy Efficiency Measure (EEM) Analysis

4.1 General Approach and Methodology

Veolia has collected data from Discovery Bay, conducted site visits, and interviewed site staff to understand the facility's unique energy needs. Through this process, Veolia has identified several opportunities for improvement that will increase building energy efficiency. As requested by Discovery Bay, these improvement opportunities are assessed as Energy Efficiency Measures (EEMs). EEMs are measures that affect individual building systems for targeted energy savings and are evaluated for technical and financial feasibility. The success of an EEM is tied to its ability to produce a return on investment (ROI), expressed in this report in terms of a simple payback period. EEMs are evaluated in Section 4.3.

4.2 Site Visit

Veolia conducted several ISA visits on March 4, 2024, for data collection, energy assessment, and conducting interviews with site staff. During the site visit, Veolia met with facilities personnel, including The Municipal & Commercial Project Manager II, Anthony Harper. The following list details Veolia's activities during the site visits conducted.



March 4, 2024

The day's goal was to get an overview of the facility's electrical infrastructure, existing lighting, lighting needs, existing mechanical equipment, how the existing Community Center's pool system is run, and the locations marked to install a Solar PV system.

- Collect data on the electricity consumption patterns and load requirements.
- Assess utility meters and main electrical distribution panels.
- Conduct a preliminary lighting audit of the Community Center and Willow Water Treatment Plant.
- Assess the need for Community Center Path lighting.
- Inspect existing Heating, Ventilation, and Air Conditioning mechanical systems.
- Inspect the existing pool pumps.
- Inspect existing pool controls.
- Assess the marked locations for PV installation.
- Assess any shading obstructions and potential environmental impact.
- Surveyed the domestic water heater.
- Interviewed the maintenance manager regarding building occupied schedules and any known issues that need attention.

4.3 Energy Efficiency Measures


After the site visit, a list of EEMs was chosen for further analysis to assess their practicality and cost-effectiveness. This section describes an overview of each EEM and the resulting energy savings, estimated implementation costs, and expected simple payback periods. Further detailed calculation tables can be found in the attachments at the end of this report.

4.3.1 EEM 1: Install Carport PV Arrays at the Community Center

EEM 1 is the complete turnkey installation of a carport/canopy, fixed tilt, high-efficiency solar photovoltaic (PV) system. The system is rated for a peak power production of 327.8 kilowatts (kW) of direct current (DC) electricity with an estimated first-year annual energy output of 526,748 kilowatt-hours (kWh). The physical PV carport/canopy arrays will be located at the Community Center, see Figure 4.0; however, the system will offset the usage for both the Community Center and the Willow Lake Water Treatment Plant located on the adjacent parcel. This type of PV interconnection with PG&E is called a Net Energy Metering Aggregation ("NEMA"). With NEMA, customers can install a single generator to serve the aggregated load of multiple benefiting meters on the same property or contiguous or adjacent properties. All properties or parcels must be owned, leased, or rented by the same entity. Figure 4.0 below

shows the planned PV layout at the Community Center. All arrays shown are carport or canopy arrays. These arrays will be installed with LED surface-mounted fixtures to illuminate one tennis court and two pickleboard courts. This will enable the Community Center to extend the hours of operation over these courts.

Figure 4.0: Proposed Photovoltaic System Installation



This PV system was designed using Helioscope Design Software. A summary of the design details is listed in Table 4.0 below. High-efficiency solar modules/panels will be mounted on the canopy, and fixed tilt racking systems will be used to maximize electrical performance and minimize ongoing operations and maintenance. Q Cells Q Peak DUO XL-G11S.3/BFG 595 watt or similar modules and Chint Power System inverters were used for this design. Please refer to Attachment A for the full solar site layout. The inverters convert the DC electricity generated by the solar panel to AC electricity, which the facility can use to offset current usage or export to the utility grid to generate bill credits through the Net Energy Metering (NEM) v2.0. Any credits generated will be used to offset electricity costs from the local utility, Pacific Gas & Electric (PG&E), during periods when the PV system is not producing enough power to cover the facility's load, such as during the winter and early spring months, night time operation, or when the sky is overcast.



The design consists of three carports and two tall canopy arrays. The carports have a tilt of 7 degrees, and the tall canopies have a tilt of 3 degrees. The arrays have various azimuths; each individual azimuth is detailed in the helioscope report, which is included in Attachment A and details the PV system's design information.

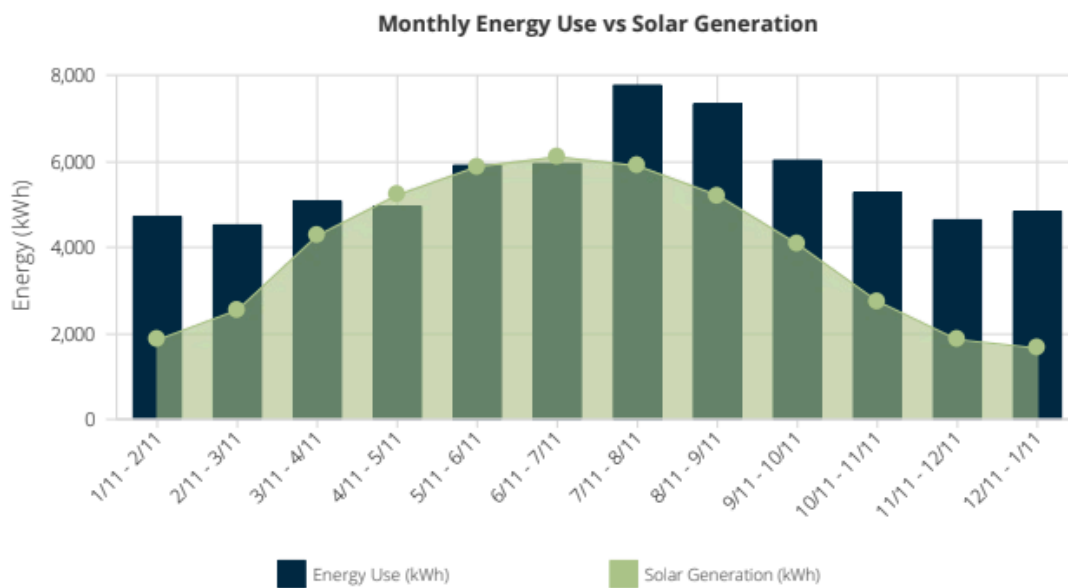
Attachment A also contains the estimated PV hourly output exported from Helioscope. The Helioscope output details the solar production estimated hourly using Typical Meteorological Year ("TMY") data. TMY data consists of data points selected from historical data to create a synthetic view of a full year indicative of typical annual averages and variability. The TMY data specifically used for this design is NREL Solar Prospector data, a satellite-based dataset based on a 10-kilometer grid from 37.95 to -121.65.

The solar PV renewable energy system is modeled to generate 526,748 kWh of electricity annually, which will cover over ninety percent (90%) of the existing electrical usage at the site, based on historical utility consumption data provided by the site. Our modeling software is highly accurate and incorporates the impact of specific weather conditions, including solar irradiance, and the impact of area/land-type conditions, such as panel soiling, at the particular latitude and longitude of the site location. The proposed system is estimated to produce an annual utility savings of one hundred sixty-five thousand sixty and one dollars (\$165,061). PG&E has historically escalated the cost of electricity by over ten percent (10%+) annually over the past forty (40) years. Leaning on the side of conservation, our models were run at six percent (6%) annual escalation. Higher utility escalation in the future will result in greater savings. At six percent (6%), the estimated savings is **eleven million six hundred twenty-six thousand four hundred and ninety-one dollars (\$11,626,491) over the system's life.**



Table 4.0: PV System Design Details

System Name Plate Rating	327.8 kW
Inverter AC Nameplate Rating	306 kW
Annual Production	526,748 kWh
System Type	Carport/Canopy, Fixed Axis
Azimuth	Various
Tilt	7°/3°
Module Count	551
Inverter Count	CPS SCA60kW (2) CPS SCA50kW (3) CPS SCA36kW (1)



The solar panels have an Expected Useful Life (EUL) of thirty-plus (30+) years, and the inverters have an EUL of twenty (20) years. The solar panels will have a 12-year product warranty and performance warranty of twenty-five (25) years, and the inverters will come with a twenty (20) year extended warranty direct from the manufacturer.



The solar renewable energy system will interconnect on the customer side of the PG&E Meter via a “line side tap.” This line side tap is where we tap the bus bars that feed all the breakers in the existing electrical switch gear between the load and the PG&E Meter. The PV system’s single-line diagram (“SLD”) details the interconnection location. The SLD contains all the main electrical components of the planned PV system. These components include the manufacture, model, and count of solar panels, inverters, disconnect switches, point of interconnection, and the facility’s existing switchgear and loads. The SLD is included in Attachment A.

The electricity produced by the PV system will serve all the facility’s electrical consumption or loads before it is exported to the local utility grid. When electricity is exported, the PG&E utility meter runs backward and generates bill credits to offset electrical costs when the facility consumes electricity from the grid.

Financial incentives are available for this measure. This project will qualify for the Federal Government’s 30% Investment Tax Credit (ITC), the amount of which can be found in the cash flow presented in section 7.

Photovoltaic System Installation Cost Estimate

<u>Item</u>	<u>Cost</u>
Implementation Costs	\$2,254,735.00
Contingency	\$ 56,368.00
Subtotal	\$2,311,103.00
ITC	\$589,331
TOTAL	\$1,721,772
First Year Savings	\$185,002
Simple Payback (Years)	12.5

4.3.2 EEM 2: New Led Path-Lighting, Community Center

EEM 2 is a complete, turnkey installation of LED lighting on the path between the grass area and the tennis and pickleball courts. Currently, two incandescent lamp posts attempt to illuminate the pathway from the back of the lawn to the Community Center building. Discovery Bay has indicated a need for increased lighting. This area is used for stage performances and



community events that often run into the night. The LED upgrade will include removing the two existing fixtures, running additional electrical conduit, and installing three new pole-mounted, 2-lamp fixtures. Figure 13 below shows an example of the decorative NLS Cal-S fixture currently spec'd for installation. Attachment B contains the cutsheet for this fixture.

The addition of these lamps will increase electrical usage by 3,578 kWh per year; this increased usage will be offset by PV production. The usage was estimated using the DEER exterior annual hours of 4200 and assuming the installation of three (3) 142-watt fixtures.

Figure 13: EEM - Pathway Lighting Fixture Example



As noted above, Veolia found that the lighting quality along the exterior pathway needed to be improved for current operations. The lighting solutions proposed in this EEM are designed to provide adequate light levels along the path while increasing safety along the exterior. The result of the upgrade will help Discovery Bay achieve its goal of a well-lit surrounding exterior while providing a lighting solution that maintains the decorative style of the Community Center's existing fixtures. Details on estimated implementation costs and an expected payback period can be found in the following table. Calculation tables for this EEM can be found in Attachment B.



Path Lighting Upgrade Installation Cost

<u>Item</u>	<u>Cost</u>
Implementation Costs	\$ 43,575
Contingency	\$1,089
Subtotal	\$ 44,664
First Year Savings	\$-1,457
Simple Payback (Years)	N/A

4.3.3 EEM 3: Install New Parking Lot Lighting - Community Center

Currently, the parking lot lighting can not sufficiently light the Community Center's parking lot. In addition to a lack of proper lighting, faulty wiring renders four out of the six existing lights non-operational. This EEM proposes to replace faulty wiring and replace the existing 75-watt incandescent fixtures with LED pole parking lot lighting to provide adequate light levels per IES standards and to increase safety in the parking lot. This EEM requires that we first conduct a survey of existing conditions to properly identify the root cause of the issue to ensure it is properly addressed and repaired. To do this, we will trench all existing electrical paths, inspect, and pull new wire and conduit. In addition, we will need to trench and pull new electrical to two locations that need additional lighting. The material cost of this EEM includes roughly 400 feet of new #10WG-safe wire, PVC conduit, the construction of pole concrete footings, new 16' steel light poles, decorative style dual lamp arms, and LED lamps. Currently, a decorative architectural style NLS CAL-S pole arms and lamps have been spec'd. The cut sheet for these LED fixtures is a part of Attachment B. This EEM will include backfilling, waste hauling, repaving, and restoration of the parking lot surface to existing conditions, including any parking space striping.

The addition of these lamps will increase electricity usage by 3,578 kWh per year. Any electrical use increase will be offset by the addition of PV production. The estimated usage was estimated using the DEER exterior annual hours of 4,200 and assuming the installation of quantity (3) 142-watt fixtures. Details on estimated implementation costs and an expected payback period can be found in the following table. Calculation tables for this EEM can be found in Attachment C.



Parking Lot Lighting Upgrade Installation Cost Estimate

<u>Item</u>	<u>Cost</u>
Implementation Costs	\$ 527,733.00
Contingency	\$13,193.00
Subtotal	\$ 540,926.00
First Year Savings	\$-1,145
Simple Payback (Years)	N/A

4.3.4 EEM 4: Replace Natural Gas Pool Heaters with Heat Pump Water Heaters

The Community Center's outdoor pool uses two 399 MBtu/hr natural gas water heaters to maintain 84 degrees Fahrenheit during the pool season (May through September). Natural gas water heaters are less efficient compared to heat pumps. Veolia recommends replacing these gas heaters with quantity (3) air-source heat pump water heaters. Heat pumps use between $\frac{1}{3}$ and $\frac{1}{4}$ the amount of energy required by natural gas heaters. This EEM offers the added benefit of eliminating the purchase of natural gas.

The analysis was performed on the pool using a season between May through September. The analysis includes heat loss on the pool surface due to evaporation, conduction, and radiation. Attachment D contains an overview of these savings calculations.

This measure is estimated to save about 9,639 therms in gas usage but will initially require 45,188 kWh more in electricity, which will be offset by the addition of PV production. Thus, the first-year utility savings are approximately \$2,794, translating into a simple payback of 32 years. Details on estimated implementation costs and an expected payback period can be found in the following table.



Heat Pump Water Heater Implementation Cost

<u>Item</u>	<u>Cost</u>
Implementation Costs	\$ 87,7740
Contingency	\$2,1940
Subtotal	\$ 89,968
First Year Savings	\$2,794.000
Simple Payback (Years)	32

4.3.5 EEM 5: Replace the AC and Furnace with Heat Pumps at the Community Center

During the inspection, we found that the Community Center is conditioned by four 5-ton split, single-phase air conditioners and heated by four 66,000 Btu/hr furnaces. We recommend that these split systems be replaced with four high-efficiency, 5-ton (60,000 Btu/hr) heat pumps and indoor coil units using R-410A or other code-acceptable refrigerant. The new heat pumps will have a rating of SEER 17 or higher or SEER2 15-16 or higher and be in complete Title 24 compliance. The proposed coil units will be equipped with a filter with a minimum MERV rating of 15.

The savings analysis was conducted using ASHRAE 62.1 standards, TMY data from Stockton Metropolitan Airport, an assumed existing supply fan HP of 2, and an existing heating efficiency of 80%. For the proposed case, we assumed the heat pumps would be enabled between 7:30 AM and 7 PM, 7 days/week. The space temperature will be set to a cooling set point of 74F and a heating set point of 70F. More savings information can be found in Attachment E.

This measure is estimated to save about 2,150 therms in gas but will require 8,648 kWh more in electricity. As in the EEMs listed above, the increased energy usage will be offset by PV production. The following table provides details on estimated implementation costs and an expected payback period.



Cost estimate for replacement of AC and Gas Furnace with Heat Pumps

<u>Item</u>	<u>Cost</u>
Implementation Costs	\$85,151
Contingency	\$1,051
Subtotal	\$86,202
First Year Savings	\$1,081
Simple Payback (Years)	80

4.3.6 EEM 6: Replace the Domestic Water Heater with a Heat Pump Water Heater

The Community Center currently uses a 40,000 BTU/hr natural gas domestic hot water heater. As noted in EEM#4, this type of water heater can waste energy due to the need for a continuous pilot light and venting process. Veolia recommends replacing this gas heater with a more efficient heat pump water heater. This type of water heater can pull heat from nearby air and can, thus, heat water at 1/3 to 1/4 the energy required by natural gas heaters. Like EEM #4, this EEM offers the added benefit of eliminating the purchase of natural gas. This replacement saves an estimated 613 therms/year and initially requires an additional 3,704 kWh/year; however, the added electrical usage will be offset by PV production. The estimated implementation costs can be found in the following table. Calculation tables for this EEM can be found in Attachment F.

Implementation Cost for Domestic Water Heater Replacement

<u>Item</u>	<u>Cost</u>
Implementation Costs	\$5,71.002
Contingency	\$143.00
Subtotal	\$5,855.00
First Year Savings	\$-88.00
Simple Payback (Years)	N/A



4.3.7 EEM 7: Install LED Lighting inside the Booster Pump Room, Willow Lake water treatment plant

Six 40-watt four-lamp fluorescent fixtures illuminate the pump room. EEM 7 recommends replacing existing fluorescent lamps and ballasts with LED lamps and drivers. This EEM yields an estimated savings of \$582 annually and a simple payback of 3.3. The project financials are detailed in the table below. The savings were calculated using 3,120 hours of operation per year. Attachment G contains the lighting savings calculation for this EEM.

Install LEDs - Booster Pump Room

<u>Item</u>	<u>Cost</u>
Implementation Costs	\$1,855.00
Contingency	\$460
Subtotal	\$1,9010
First Year Savings	\$582
Simple Payback (Years)	3.3

4.3.8 EEM 8: Schedule Filter Backwash during Off-Peak Hours

Currently, the plant operators at the Willow Lake WTP monitor the head loss through water filters to determine when to backwash the filters. Typically, backwashing requires approximately three times the average flow through the filters, thus, creating a peak in demand. Based on conversations with plant operators, backwashing is performed once per week, and the cycle lasts for approximately 20 minutes.

The proposed project will automatically trigger the backwash cycle and control it to operate during the Off-Peak hours. Shifting the backwash operation to the off-peak hours will significantly reduce demand charges at the facility.

This EEM yields estimated savings of 42kW and \$6,431 annually and a simple payback of less than one year. The project financials are detailed in the table below. The savings were calculated using (1) 75 hp booster pump, 0.75 hours washing for 3 filters each, and PG&E's B19s current time of use periods and rates. Attachment H contains more information on the savings calculation for this EEM.



Schedule Filter Backwash

<u>Item</u>	<u>Cost</u>
Implementation Costs	\$4,223.00
Contingency	\$106.00
Subtotal	\$4,329.00
First Year Savings	\$6,431
Simple Payback (months)	8

4.4. Energy Efficiency Incentives

A 30% Federal Investment Tax Credit (ITC) applies to the solar portion of this project. The Inflation Reduction Act (IRA) of 2022 contains a "direct pay" provision that enables certain tax-exempt customers, including state and local government, to receive a direct cash payment in lieu of an ITC. Entities that qualify for direct pay are eligible to receive a 30% direct payment, assuming they meet the IRA-established prevailing wage and apprenticeship requirements in order to qualify for the full 30% "increased rate" rather than a 6% "base rate". The IRA states that direct pay is only available for entities, including an entity exempt from the tax, any State government (or political subdivision thereof), the Tennessee Valley Authority, an Indian tribal government, an Alaska Native Corporation, any corporation operating on a cooperative basis which is engaged in furnishing electric energy to persons in rural areas. These entities may take direct pay for solar and storage in the ITC and PTC as well as the ITC/PTC when tech neutrality starts after 2025. We have listed a conservatively estimated ITC of \$589,331 (a 25.5% ITC) for this solar project.

5.0 Construction Schedule

Task Description	Start Date	End Date	Duration (Days)
Secure CEC Funds	1/1/2025	2/1/2025	31
Project Development	2/1/2025	3/1/2025	28
Engineering and Permitting	3/1/2025	4/15/2025	45
Procurement and Construction	4/16/2025	9/15/2025	152
Commissioning	9/15/2025	9/29/2025	14
Project Closeout	9/29/2025	10/13/2025	14



6.0 Project Contacts

Veolia will serve as the full-service provider for this renewable energy project and, thus, will provide all engineering, permitting, construction supervision, materials, supplies, labor, and funding assistance for the proper execution and completion of a fully integrated and operational PV system. The Veolia Team's goal is to provide renewable clean energy for the Town of Discovery Bay, resulting in reducing greenhouse gas emissions and the facility's carbon footprint. The table below details the main project contacts of the Veolia team that will assist Discovery Bay in completing this project.

Name	Role	Contact Information
Ricardo Sfeir	Project Manager	ricardo.sfeir@veolia.com
David Chan	Engineering Manager	david.chan@veolia.com
John Burdette	Senior Business Development Manager	john.burdette@veolia.com
Yin Yin Wu	Project Engineer III	yinyin.wu@veolia.com
Ann Marie Sequeira	Project Engineer II	annmarie.sequeira@veolia.com

All project contacts from Discovery Bay are listed in the table below.

Name	Role	Contact Information
Dina Breitstein	General Manager	dbreitstein@todb.ca.gov
Aaron Goldsworthy	Water & Wastewater Manager	agoldsworthy@todb.ca.gov
Margaret Moggia	Finance Manager	mmoggia@todba.ca.gov
Jason Coleman	LSCE Supervising Engineer	jcoleman@lsce.com
Anthony Harper	Project Manager II	anthony.harper@veolia.com



7.0 CEC Loan Cash Flow

The table below shows an estimated yearly cash flow assuming a \$3,000,000, 1% CEC Loan, and a 25.5% federal investment tax credit. The cash flow shows an estimated electric bill savings of \$12,779,739 over a 30-year PV system lifetime and a 6% annual energy cost escalation. The loan will be paid over 16 years for a total payback of \$3,261,341. The project estimates a return on investment of 414%. The table below shows the cash flow summary; a full cash flow can be found in Attachment I for this section.

Table 7.0: PV System Design Details

ASSUMPTIONS & INPUTS	
BASE PROJECT COST	\$3,010,758
CONTINGENCY	\$74,191
TOTAL PROJECT COST	\$3,084,949
ECAA LOAN AMOUNT	\$3,000,000
ECAA FINANCE TERM (YEARS)	16
ECAA INTEREST RATE	1.00%
FINANCED AMOUNT	\$3,000,000
INTEREST RATE	0.00%
UTILITY ESCALATION	6.00%
CALCULATED 1st Yr SAVINGS	\$193,365
SOLAR O&M COST	\$11,196
O&M/MAINT ESCALATION	3.00%
Solar Installation Cost	\$2,311,103
ITC Amount	\$589,331



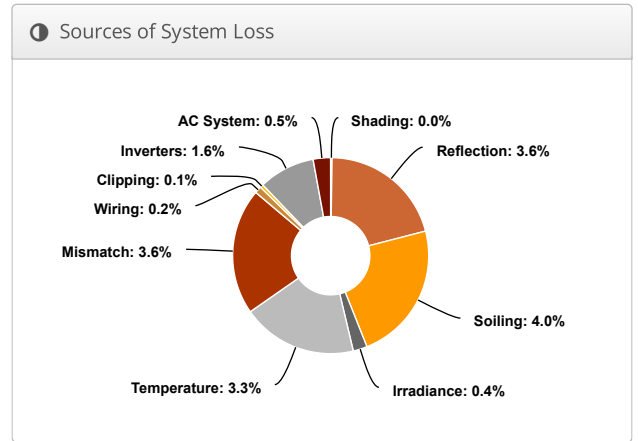
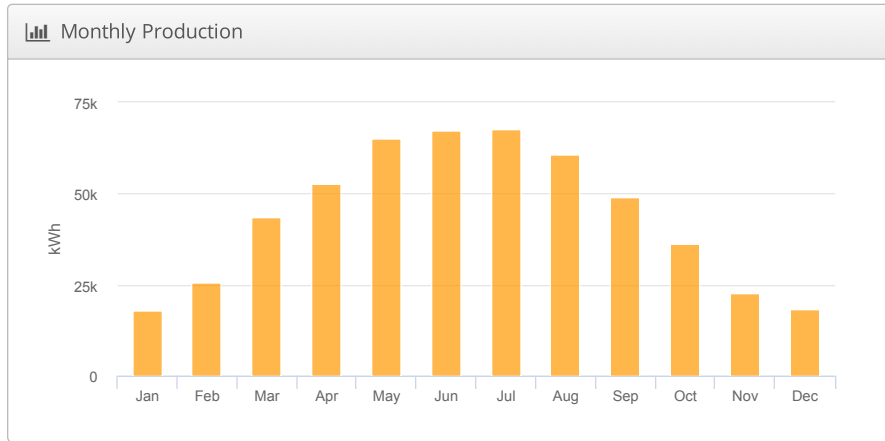
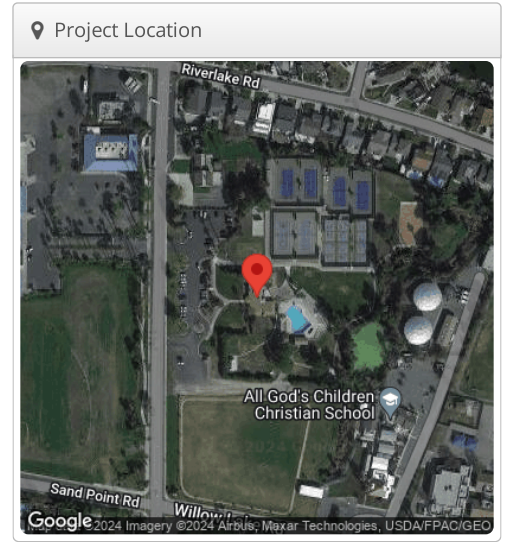
8.0 Attachments: Supporting Information

**ATTACHMENT A – Helioscope
Report, SLD, Inverter
Cutsheet, Module Cutsheet,
and Hourly Output**

Carport + Tennis Court Design - Rev 1 Town of Discovery Bay - Community Center / Willow Water Treatment Plant, 1601 Discover Bay Blvd

🔧 Report	
Project Name	Town of Discovery Bay - Community Center / Willow Water Treatment Plant
Project Address	1601 Discover Bay Blvd
Prepared By	Heath Kirin heath@exciteenergy.com

📊 System Metrics	
Design	Carport + Tennis Court Design - Rev 1
Module DC Nameplate	327.8 kW
Inverter AC Nameplate	306.0 kW Load Ratio: 1.07
Annual Production	526.7 MWh
Performance Ratio	83.8%
kWh/kWp	1,606.7
Weather Dataset	TMY, 10km grid (37.95,-121.65), NREL (prospector)
Simulator Version	777b718993-f6381194ac-e9973d006f-c84f454926



⚡ Annual Production			
	Description	Output	% Delta
Irradiance (kWh/m ²)	Annual Global Horizontal Irradiance	1,897.5	
	POA Irradiance	1,917.6	1.1%
	Shaded Irradiance	1,916.8	0.0%
	Irradiance after Reflection	1,847.6	-3.6%
	Irradiance after Soiling	1,773.7	-4.0%
	Total Collector Irradiance	1,773.7	0.0%
Energy (kWh)	Nameplate	581,514.7	
	Output at Irradiance Levels	579,160.8	-0.4%
	Output at Cell Temperature Derate	559,987.6	-3.3%
	Output After Mismatch	539,672.1	-3.6%
	Optimal DC Output	538,582.8	-0.2%
	Constrained DC Output	538,096.2	-0.1%
	Inverter Output	529,394.9	-1.6%
	Energy to Grid	526,748.0	-0.5%
Temperature Metrics			
	Avg. Operating Ambient Temp		16.4 °C
	Avg. Operating Cell Temp		26.1 °C
Simulation Metrics			
	Operating Hours	4675	
	Solved Hours	4675	

☁ Condition Set												
Description		Condition Set 1										
Weather Dataset		TMY, 10km grid (37.95,-121.65), NREL (prospector)										
Solar Angle Location		Meteo Lat/Lng										
Transposition Model		Perez Model										
Temperature Model		Sandia Model										
Temperature Model Parameters	Rack Type	a	b	Temperature Delta								
	Fixed Tilt	-3.56	-0.075	3°C								
	Flush Mount	-2.81	-0.0455	0°C								
	East-West	-3.56	-0.075	3°C								
	Carport	-3.56	-0.075	3°C								
Soiling (%)	J	F	M	A	M	J	J	A	S	O	N	D
	4	4	4	4	4	4	4	4	4	4	4	4
Irradiation Variance		5%										
Cell Temperature Spread		4° C										
Module Binning Range		-2.5% to 2.5%										
AC System Derate		0.50%										
Module Characterizations	Module						Uploaded By		Characterization			
	Q.PEAK DUO XL-G11S.3 / BFG 595 (Q Cells)						HelioScope		Spec Sheet Characterization, PAN			
Component Characterizations	Device						Uploaded By		Characterization			
	CPS SCA60KTL-DO/US-480 V2.0 (Chint Power Systems)						HelioScope		Default Characterization			
	CPS SCA36KTL-DO/US-480 (2023) (CPS)						HelioScope		Spec Sheet			
	CPS SCA50KTL-DO/US-480 (2022) (CPS)						HelioScope		Spec Sheet			

📦 Components		
Component	Name	Count
Inverters	CPS SCA60KTL-DO/US-480 V2.0 (Chint Power Systems)	2 (120.0 kW)
Inverters	CPS SCA36KTL-DO/US-480 (2023) (CPS)	1 (36.0 kW)
Inverters	CPS SCA50KTL-DO/US-480 (2022) (CPS)	3 (150.0 kW)
Strings	10 AWG (Copper)	36 (2,279.6 ft)
Module	Q Cells, Q.PEAK DUO XL-G11S.3 / BFG 595 (595W)	551 (327.8 kW)

🔌 Wiring Zones			
Description	Combiner Poles	String Size	Stringing Strategy
Wiring Zone	-	10-17	Along Racking
Wiring Zone 2	-	12-17	Along Racking
Wiring Zone 3	-	5-17	Along Racking
Wiring Zone 4	-	5-17	Along Racking
Wiring Zone 5	-	12-17	Along Racking

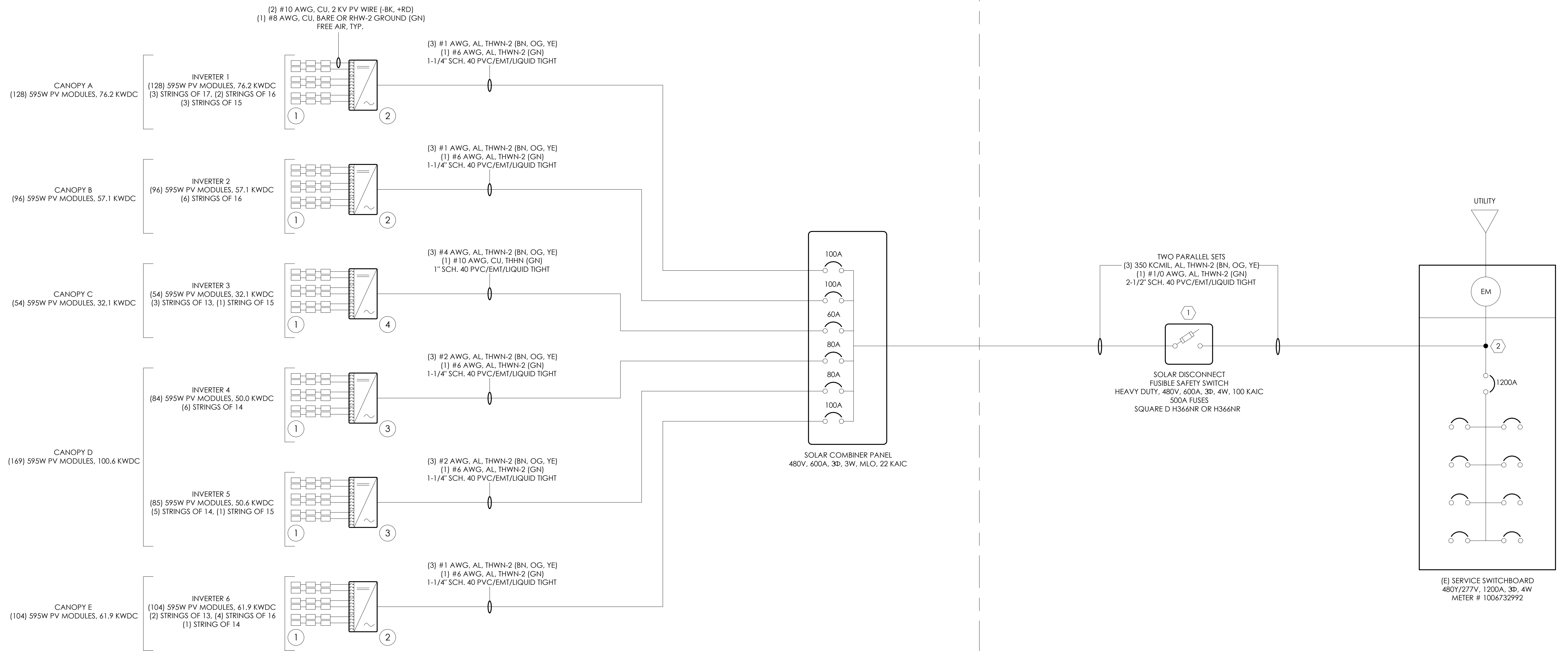
🏗 Field Segments									
Description	Racking	Orientation	Tilt	Azimuth	Intrarow Spacing	Frame Size	Frames	Modules	Power
Carport 1	Carport	Portrait (Vertical)	7°	269.99124°	0.0 ft	1x1	128	128	76.2 kW
Carport 3	Carport	Portrait (Vertical)	7°	270.12366°	0.0 ft	1x1	54	54	32.1 kW
Carport 2	Carport	Portrait (Vertical)	7°	270°	0.0 ft	1x1	96	96	57.1 kW
Tennis Court 1	Carport	Portrait (Vertical)	3°	180°	0.0 ft	1x1	169	169	100.6 kW
Tennis Court 2	Carport	Portrait (Vertical)	3°	180°	0.0 ft	1x1	104	104	61.9 kW

📍 Detailed Layout



PARKING LOT & TENNIS COURTS

ELECTRICAL ROOM



ITEM	EQUIPMENT TYPE	MAKE & MODEL	QUANTITY	MAX. OUTPUT CURRENT
①	PV MODULE	Q.PEAK DUO XL-G11S.3 / BFG 595	551	13.77A
②	INVERTER	CPS SCA60KTL-DO/US-480 [S11-SB]	3	72.2A
③	INVERTER	CPS SCA50KTL-DO/US-480 [S11-SB]	2	60.2A
④	INVERTER	CPS SCA36KTL-DO/US-480 [S11-SB]	1	43.5A

- NOTES:**
- ① DISCONNECT SWITCH TO BE LOCATED WITHIN 10' AND WITHIN LINE OF SITE OF SERVICE EQUIPMENT.
 - ② SOLAR CONNECTION TO BE MADE VIA A LINE-SIDE TAP IN CUSTOMER SECTION TO BUS BARS BETWEEN METER AND MAIN BREAKER.



EXCITE ENERGY, LLC.
5174 HILLSDALE CIRCLE
EL DORADO HILLS, CA 95762

(916) 914-8900
CSLB #1018541
C10 CONTRACTOR

EXCITE ENERGY CLIENT NO: 1056		REVISIONS		
SHEET SIZE: ANSI D (22" X 34")	NO.	DATE	DESCRIPTION	BY
SCALE: AS NOTED				CHK.
DESIGNED BY: PH <i>[Signature]</i>				APP.
	A	02/06/2024	ISSUED FOR REVIEW	PMH JVB JVB

TOWN OF DISCOVERY BAY 1800 WILLOW LAKE ROAD, DISCOVERY BAY, CA 94505 SOLAR PROJECT	
DWG. TITLE	ONE LINE DIAGRAM
DWG. NO.	1056-01-120
REV	A

50/60kW, 1000Vdc String Inverters for North America

The 50 & 60kW (55 & 66kVA) medium-power CPS three-phase string inverters are designed for ground mount, large rooftop and carport applications. The units are high performance, advanced and reliable inverters designed specifically for the North American environment and grid. High efficiency at 98.8% peak and 98.5% CEC, wide operating voltages, broad temperature ranges and a NEMA Type 4X enclosure enable this inverter platform to operate at high performance across many applications. The CPS 50/60KTL products ship with either the Standard wire-box or the Rapid Shutdown wire-box, each fully integrated and separable with touch safe fusing, monitoring, and AC and DC disconnect switches. The integrated PLC transmitter in the Rapid Shutdown wire-box enables PVRSS certified module-level rapid shutdown when used with the Tigo TS4-F/TS4-A-F/TS4-A-2F products, APS RSD-S-PLC/RSD-D products, and NEP PVG-2 products. The CPS FlexOM Gateway enables monitoring, controls and remote product upgrades.

Key Features

- NEC 2017/2020 PVRSS certified for rapid shutdown
- 55 & 66kVA rating allows max rated active power @±0.91PF
- Selectable max AC apparent power of 50/55kVA and 60/66kVA
- NEC-compliant & UL listed Arc-Fault circuit protection
- 15-90° Mounting orientation for low profile roof installs
- Optional FlexOM Gateway enables remote firmware upgrades
- Integrated AC & DC disconnect switches
- 3 MPPTs with 5 inputs each for maximum flexibility
- NEMA Type 4X outdoor rated enclosure
- UL 1741-SA certified to CA Rule 21, including SA8 - SA18
- UL 1741-SB and IEEE 1547-2018 certified
- Separable wire-box design for fast service
- Standard 10-year warranty with extensions up to 20 years



CPS SCA50KTL-DO/US-480
CPS SCA60KTL-DO/US-480



50/60KTL Standard Wire-box



50/60KTL Rapid Shutdown Wire-box



Model Name	CPS SCA50KTL-DO/US-480	CPS SCA60KTL-DO/US-480
DC Input		
Max. PV power	90kW (33kW per MPPT)	
Max. DC input voltage	1000Vdc	
Operating DC input voltage range	200-950Vdc	
Start-up DC input voltage / power	330V / 80W	
Number of MPP trackers	3	
MPPT voltage range @ PF>0.99	480-850Vdc	540-850Vdc
Max. PV short-circuit current (Isc x 1.25)	204A (68A per MPPT)	
Number of DC inputs	15 inputs, 5 per MPPT	
DC disconnection type	Load-rated DC switch	
DC surge protection	Type II MOV, 2800V _C , 20kA I _{TM} (8/20μS)	
AC Output		
Rated AC output power @ PF>0.99 to ±0.91 ¹	50kW	60kW
Max. AC apparent power (selectable)	50/55kVA	60/66kVA
Rated output voltage	480Vac	
Output voltage range ²	422 - 528Vac	
Grid connection type	3Φ / PE / N (neutral optional)	
Max. AC output current @ 480Vac	60.2/66.2A	72.2/79.4A
Rated output frequency	60Hz	
Output frequency range ²	57 - 63Hz	
Power factor	>0.99 (±0.8 adjustable)	
Current THD @ rated load	<3%	
Max. fault current contribution (1 cycle RMS)	64.1A (1.06/0.88 PU)	
Max. OCPD rating	110A	125A
AC disconnection type	Load-break rated AC switch	
AC surge protection	Type II MOV, 1240V _C , 15kA I _{TM} (8/20μS)	
System and Performance		
Topology	Transformerless	
Max. efficiency	98.8%	
CEC efficiency	98.5%	
Stand-by / night consumption	<1W	
Environment		
Enclosure protection degree	NEMA Type 4X	
Cooling method	Variable speed cooling fans	
Operating temperature range ³	-22°F to +140°F / - 30°C to +60°C	
Non-operating temperature range ⁴	No low temp minimum to +158°F / +70°C maximum	
Operating humidity	0 to 100%	
Operating altitude	13,123.4ft / 4000m (derating from 9842.5ft / 3000m)	
Audible noise	<60dBA @ 1m and 25°C	
Display and Communication		
User interface and display	LCD + LED	
Inverter monitoring	SunSpec, Modbus RS485	
Site-level monitoring	CPS FlexOM Gateway (1 per 32 inverters)	
Modbus data mapping	CPS	
Remote diagnostics / firmware upgrade functions	Standard / (with FlexOM Gateway)	
Mechanical		
Dimensions (H x W x D)	39.4 x 23.6 x 10.24in. (1000 x 600 x 260mm)	
Weight	Inverter: 123.5lbs/56kg; Wire-box: 33lbs/15kg	
Mounting / installation angle ⁵	15 to 90 degrees from horizontal (vertical or angled)	
AC termination	M8 stud type terminal block (wire range: #6 - 3/0AWG CU/AL; lugs not supplied)	
DC termination ⁶	Screw clamp, neg. busbar (RSD version ⁶); wire range: #14 - #6AWG CU	
Fused string inputs (5 per MPPT) ⁷	RSD ⁶ and Standard Wire-box: 20A fuses provided (fuse values up to 30A acceptable)	
Safety		
Certifications and standards	UL1741-SA/SB Ed. 3, UL1699B, CSA-C22.2 NO.107.1-01, IEEE1547-2018; FCC PART15	
Selectable grid standard	IEEE 1547a-2014, IEEE 1547-2018 ⁸ , CA Rule 21, ISO-NE	
Smart-grid features	Volt-RideThru, Freq-RideThru, Ramp-Rate, Specified-PF, Volt-VAR, Freq-Watt, Volt-Watt	
Warranty		
Standard	10 years	
Extended terms	15 and 20 years	

1) Active power derating begins at PF=±0.91 to ±0.8 when max AC apparent power is set to 55 or 66kVA.

2) The "output voltage range" and "output frequency range" may differ according to the specific grid standard.

3) Active power derating begins at 40°C when PF=±0.9 and MPPT ≥V_{min}; at 45°C when PF=1 and MPPT ≥V_{min}; and at 50°C when PF=1 and MPPT V ≥ 700Vdc.

4) See user manual for further requirements regarding non-operating conditions.

5) Shade cover accessory required for installation angles of 75 degrees or less.

6) RSD wire-box only includes fuses/fuseholders on the positive polarity, compliant with NEC 2017/2020.

7) Fuse values above 20A have additional spacing requirements or require the use of the Y-Comb Terminal Block. See user manual for details.

8) Firmware version 17.0 or later required.

Q.PEAK DUO XL-G11S SERIES



585-600 Wp | 156 Cells
21.5% Maximum Module Efficiency

MODEL Q.PEAK DUO XL-G11S.3/BFG



Bifacial energy yield gain of up to 21%

Bifacial Q.ANTUM solar cells make efficient use of light shining on the module rear-side for radically improved LCOE.



Low electricity generation costs

Q.ANTUM DUO technology with optimized module layout to boost module power and improve LCOE.



A reliable investment

Double glass module design enables extended lifetime with 12-year product warranty and improved 30-year performance warranty¹.



Enduring high performance

Long-term yield security with Anti LID and Anti PID Technology², Hot-Spot Protect.



Frame for versatile mounting options

High-tech aluminum alloy frame protects from damage, enables use of a wide range of mounting structures and is certified regarding IEC for high snow (5400 Pa) and wind loads (2400 Pa).



Innovative all-weather technology

Optimal yields, whatever the weather with excellent low-light and temperature behavior.

¹ See data sheet on rear for further information.

² APT test conditions according to IEC/TS 62804-1:2015 method B (-1500 V, 168h) including post-treatment according to IEC 61215-11 Ed. 2.0 (CD)

The ideal solution for:



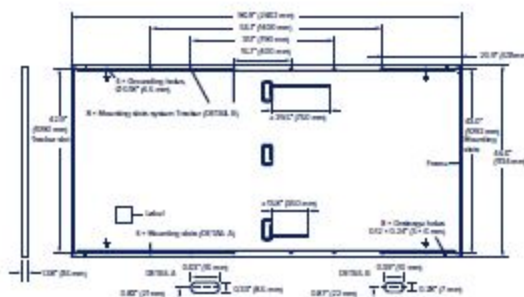
Ground-mounted
solar power plants



Q.PEAK DUO XL-G11S SERIES

Mechanical Specification

Format	96.9 in × 44.6 in × 1.38 in (including frame) (2462 mm × 1134 mm × 35 mm)
Weight	76.9 lbs (34.9 kg)
Front Cover	0.08 in (2.0 mm) thermally pre-stressed glass with anti-reflection technology
Back Cover	0.08 in (2.0 mm) semi-tempered glass
Frame	Anodised aluminium
Cell	6 × 26 monocrystalline QANTUM solar half cells
Junction box	2.09 × 3.98 × 1.26 × 2.36 × 0.59 × 0.71 in (53.10 mm × 32.60 mm × 15.18 mm). Protection class IP67, with bypass diodes
Cable	4 mm ² Solar cable; (+) >29.5 in (750 mm), (-) >13.8 in (350 mm)
Connector	Stäubli MC4; Stäubli MC4-Evo2; - IP68



Electrical Characteristics

POWER CLASS	585	590	595	600
-------------	-----	-----	-----	-----

MINIMUM PERFORMANCE AT STANDARD TEST CONDITIONS, STC (POWER TOLERANCE ±5 W / 0 W)

			BSTC*		BSTC*		BSTC*		BSTC*
Power at MPP ¹	P_{MPP} [W]	585	630.9	590	645.4	595	650.8	600	656.3
Short Circuit Current ¹	I_{SC} [A]	13.72	15.01	13.74	15.04	13.77	15.07	13.80	15.10
Open Circuit Voltage ¹	V_{OC} [V]	53.57	53.76	53.60	53.79	53.63	53.82	53.66	53.85
Current at MPP	I_{MPP} [A]	13.07	14.30	13.12	14.36	13.17	14.41	13.22	14.46
Voltage at MPP	V_{MPP} [V]	44.75	44.74	44.96	44.95	45.18	45.17	45.39	45.38
Efficiency ²	η [%]	>21.0		>21.1		>21.3		>21.5	

Bifaciality of P_{MPP} and I_{SC} 70% ± 5%. Bifaciality given for rear side irradiation on top of STC (front side) - According to IEC 60904-1:2


¹Measurement tolerances P_{MPP} ± 3%; I_{SC} , V_{OC} ± 5% at STC: 1000 W/m²; *at BSTC: 1000 W/m² + ϕ = 135 W/m², ϕ = 70° ± 5%, 25 ± 2°C, AM 1.5 according to IEC 60904-3

MINIMUM PERFORMANCE AT NORMAL OPERATING CONDITIONS, NMOT³

		440.5	444.2	448.0	451.8
Power at MPP	P_{MPP} [W]	440.5	444.2	448.0	451.8
Short Circuit Current	I_{SC} [A]	11.05	11.07	11.09	11.11
Open Circuit Voltage	V_{OC} [V]	50.67	50.69	50.72	50.75
Current at MPP	I_{MPP} [A]	10.30	10.34	10.38	10.42
Voltage at MPP	V_{MPP} [V]	42.79	42.97	43.15	43.34

³Measurement tolerances P_{MPP} ± 3%; I_{SC} , V_{OC} ± 5% at STC: 1000 W/m², 25 ± 2°C, AM 1.5 according to IEC 60904-3 - 9800 W/m², NMOT, spectrum AM 1.5

Qcells PERFORMANCE WARRANTY

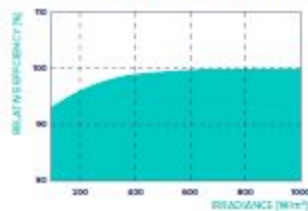


At least 98% of nominal power during first year. Thereafter max. 0.45% degradation per year. At least 93.95% of nominal power up to 10 years. At least 84.95% of nominal power up to 30 years.

All data within measurement tolerances. Full warranties in accordance with the warranty terms of the Qcells sales organisation of your respective country.

¹Standard terms of guarantee for the 5 PV companies with the highest production capacity in 2021 (February 2022)

PERFORMANCE AT LOW IRRADIANCE



Typical module performance under low irradiance conditions in comparison to STC conditions (25°C, 1000 W/m²).

TEMPERATURE COEFFICIENTS

Temperature Coefficient of I_{SC}	α [%/K]	+0.04	Temperature Coefficient of V_{OC}	β [%/K]	-0.27
Temperature Coefficient of P_{MPP}	γ [%/K]	-0.34	Nominal Module Operating Temperature	NMOT [°F]	108 ± 5.4 (42 ± 3°C)

Properties for System Design

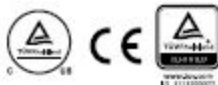
Maximum System Voltage	V_{MPP} [V]	1500	PV module classification	Class II
Maximum Series Fuse Rating	[A DC]	25	Fire Rating based on ANSI/UL 61730	TYPE 29 ¹
Max. Design Load, Push/Pull ²	[lbs/ft ²]	75 (3600 Pa)/33 (1600 Pa)	Permitted Module Temperature on Continuous Duty	-40°F up to +185°F (-40°C up to +85°C)
Max. Test Load, Push/Pull ²	[lbs/ft ²]	113 (5400 Pa)/50 (2400 Pa)		

¹ See Installation Manual

² New Type is similar to Type 3 but with metallic frame

Qualifications and Certificates

UL 61730, CE-compliant,
IEC 61215:2016,
IEC 61730:2016,
U.S. Patent No. 9,893,215
(solar cells)



Qcells pursues minimizing paper output in consideration of the global environment.

Please follow the installation instructions. Contact our technical service for further information on approved installation of this product.
Qcells G CELLS America Inc. 400 Spectrum Center Drive, Suite 400, Irvine, CA 92618, USA | TEL: +1 949 748 59 96 | EMAIL: hq-enquiry@qcells.com | WEB: www.qcells.com

qcells

hour_index	timestamp	ac_power	526,747,952.29 WH	526,747.95 kWh	131,686.99 kW	526,747.95
hour_index	timestamp	ac_power	526747952.3	526747.9523		
1	1/1/00 0:00		0	0	0	
2	1/1/00 1:00		0	0	0	
3	1/1/00 2:00		0	0	0	
4	1/1/00 3:00		0	0	0	
5	1/1/00 4:00		0	0	0	
6	1/1/00 5:00		0	0	0	
7	1/1/00 6:00		0	0	0	
8	1/1/00 7:00	54.0725	53.80213547	0.05380213547	0.01345053387	
9	1/1/00 8:00	20944.73	20840.00586	20.84000586	5.210001465	
10	1/1/00 9:00	17031.156	16946.00195	16.94600195	4.236500488	
11	1/1/00 10:00	33491.6	33324.14453	33.32414453	8.331036133	
12	1/1/00 11:00	55469.29	55191.94141	55.19194141	13.79798535	
13	1/1/00 12:00	48425.27	48183.14453	48.18314453	12.04578613	
14	1/1/00 13:00	32513.904	32351.33594	32.35133594	8.087833984	
15	1/1/00 14:00	93472.93	93005.57031	93.00557031	23.25139258	
16	1/1/00 15:00	61081.05	60775.64844	60.77564844	15.19391211	
17	1/1/00 16:00	8395.165	8353.189453	8.353189453	2.088297363	
18	1/1/00 17:00		0	0	0	
19	1/1/00 18:00		0	0	0	
20	1/1/00 19:00		0	0	0	
21	1/1/00 20:00		0	0	0	
22	1/1/00 21:00		0	0	0	
23	1/1/00 22:00		0	0	0	
24	1/1/00 23:00		0	0	0	
25	1/2/00 0:00		0	0	0	
26	1/2/00 1:00		0	0	0	
27	1/2/00 2:00		0	0	0	
28	1/2/00 3:00		0	0	0	
29	1/2/00 4:00		0	0	0	
30	1/2/00 5:00		0	0	0	
31	1/2/00 6:00		0	0	0	
32	1/2/00 7:00	128.75148	128.1077271	0.1281077271	0.03202693176	
33	1/2/00 8:00	31353.357	31196.5918	31.1965918	7.799147949	
34	1/2/00 9:00	77551.945	77164.1875	77.1641875	19.29104688	
35	1/2/00 10:00	115497.88	114920.3984	114.9203984	28.73009961	
36	1/2/00 11:00	137883.1	137193.6719	137.1936719	34.29841797	
37	1/2/00 12:00	144716.58	143992.9844	143.9929844	35.99824609	
38	1/2/00 13:00	135131	134455.3438	134.4553438	33.61383594	
39	1/2/00 14:00	97909.766	97420.21875	97.42021875	24.35505469	
40	1/2/00 15:00	57894.4	57604.92969	57.60492969	14.40123242	
41	1/2/00 16:00	8121.608	8081	8.081	2.02025	
42	1/2/00 17:00		0	0	0	
43	1/2/00 18:00		0	0	0	
44	1/2/00 19:00		0	0	0	
45	1/2/00 20:00		0	0	0	
46	1/2/00 21:00		0	0	0	
47	1/2/00 22:00		0	0	0	
48	1/2/00 23:00		0	0	0	
49	1/3/00 0:00		0	0	0	
50	1/3/00 1:00		0	0	0	
51	1/3/00 2:00		0	0	0	
52	1/3/00 3:00		0	0	0	
53	1/3/00 4:00		0	0	0	
54	1/3/00 5:00		0	0	0	
55	1/3/00 6:00		0	0	0	
56	1/3/00 7:00	0.07580516	0.07542613894	0.00007542613	0.000018856534	
57	1/3/00 8:00	31099.945	30944.44531	30.94444531	7.736111328	
58	1/3/00 9:00	76763.234	76379.41406	76.37941406	19.09485352	
59	1/3/00 10:00	116856.52	116272.2422	116.2722422	29.06806055	
60	1/3/00 11:00	139595.02	138897.0469	138.8970469	34.72426172	
61	1/3/00 12:00	146285.39	145553.9688	145.5539688	36.38849219	
62	1/3/00 13:00	135107.77	134432.2344	134.4322344	33.60805859	
63	1/3/00 14:00	105614.48	105086.3984	105.0863984	26.27159961	
64	1/3/00 15:00	62005.062	61695.03906	61.69503906	15.42375977	
65	1/3/00 16:00	9120.364	9074.762695	9.074762695	2.268690674	
66	1/3/00 17:00		0	0	0	
67	1/3/00 18:00		0	0	0	
68	1/3/00 19:00		0	0	0	
69	1/3/00 20:00		0	0	0	
70	1/3/00 21:00		0	0	0	
71	1/3/00 22:00		0	0	0	
72	1/3/00 23:00		0	0	0	
73	1/4/00 0:00		0	0	0	
74	1/4/00 1:00		0	0	0	
75	1/4/00 2:00		0	0	0	
76	1/4/00 3:00		0	0	0	
77	1/4/00 4:00		0	0	0	
78	1/4/00 5:00		0	0	0	
79	1/4/00 6:00		0	0	0	
80	1/4/00 7:00	54.63	54.35684967	0.05435684967	0.01358921242	
81	1/4/00 8:00	15474.27	15396.89844	15.39689844	3.849224609	
82	1/4/00 9:00	58270.26	57978.91016	57.97891016	14.49472754	
83	1/4/00 10:00	44193.72	43972.75	43.97275	10.9931875	
84	1/4/00 11:00	126511.19	125878.6328	125.8786328	31.4696582	
85	1/4/00 12:00	141923.34	141213.7188	141.2137188	35.30342969	
86	1/4/00 13:00	132135.88	131475.1875	131.4751875	32.86879688	
87	1/4/00 14:00	103193.26	102677.2891	102.6772891	25.66932227	
88	1/4/00 15:00	62744.195	62430.47266	62.43047266	15.60761816	
89	1/4/00 16:00	9393.624	9346.65625	9.34665625	2.336664063	
90	1/4/00 17:00		0	0	0	
91	1/4/00 18:00		0	0	0	
92	1/4/00 19:00		0	0	0	
93	1/4/00 20:00		0	0	0	

94	1/4/00 21:00	0	0	0
95	1/4/00 22:00	0	0	0
96	1/4/00 23:00	0	0	0
97	1/5/00 0:00	0	0	0
98	1/5/00 1:00	0	0	0
99	1/5/00 2:00	0	0	0
100	1/5/00 3:00	0	0	0
101	1/5/00 4:00	0	0	0
102	1/5/00 5:00	0	0	0
103	1/5/00 6:00	0	0	0
104	1/5/00 7:00 538.9357	536.2410889	0.5362410889	0.1340602722
105	1/5/00 8:00 34062.4	33892.08594	33.89208594	8.473021484
106	1/5/00 9:00 77905	77515.46875	77.51546875	19.37886719
107	1/5/00 10:00 119023.67	118428.5547	118.4285547	29.60713867
108	1/5/00 11:00 143660.16	142941.8594	142.9418594	35.73546484
109	1/5/00 12:00 149127.27	148381.6406	148.3816406	37.09541016
110	1/5/00 13:00 137012.47	136327.4063	136.3274063	34.08185156
111	1/5/00 14:00 108718.125	108174.5313	108.1745313	27.04363281
112	1/5/00 15:00 63956.312	63636.53125	63.63653125	15.90913281
113	1/5/00 16:00 10178.551	10127.6582	10.1276582	2.531914551
114	1/5/00 17:00	0	0	0
115	1/5/00 18:00	0	0	0
116	1/5/00 19:00	0	0	0
117	1/5/00 20:00	0	0	0
118	1/5/00 21:00	0	0	0
119	1/5/00 22:00	0	0	0
120	1/5/00 23:00	0	0	0
121	1/6/00 0:00	0	0	0
122	1/6/00 1:00	0	0	0
123	1/6/00 2:00	0	0	0
124	1/6/00 3:00	0	0	0
125	1/6/00 4:00	0	0	0
126	1/6/00 5:00	0	0	0
127	1/6/00 6:00	0	0	0
128	1/6/00 7:00 175.90506	175.0255432	0.1750255432	0.0437563858
129	1/6/00 8:00 28253.82	28112.55078	28.11255078	7.028137695
130	1/6/00 9:00 65842.484	65513.26953	65.51326953	16.37831738
131	1/6/00 10:00 112439.74	111877.5391	111.8775391	27.96938477
132	1/6/00 11:00 124542.31	123919.6016	123.9196016	30.97990039
133	1/6/00 12:00 112737.49	112173.8047	112.1738047	28.04345117
134	1/6/00 13:00 118443.03	117850.8125	117.8508125	29.46270313
135	1/6/00 14:00 54007.043	53737.00781	53.73700781	13.43425195
136	1/6/00 15:00 61240.367	60934.16797	60.93416797	15.23354199
137	1/6/00 16:00 10505.98	10453.4502	10.4534502	2.613362549
138	1/6/00 17:00	0	0	0
139	1/6/00 18:00	0	0	0
140	1/6/00 19:00	0	0	0
141	1/6/00 20:00	0	0	0
142	1/6/00 21:00	0	0	0
143	1/6/00 22:00	0	0	0
144	1/6/00 23:00	0	0	0
145	1/7/00 0:00	0	0	0
146	1/7/00 1:00	0	0	0
147	1/7/00 2:00	0	0	0
148	1/7/00 3:00	0	0	0
149	1/7/00 4:00	0	0	0
150	1/7/00 5:00	0	0	0
151	1/7/00 6:00	0	0	0
152	1/7/00 7:00 4.4103837	4.38833189	0.00438833189	0.00109708297
153	1/7/00 8:00 27906.322	27766.79102	27.76679102	6.941697754
154	1/7/00 9:00 76877.336	76492.94531	76.49294531	19.12323633
155	1/7/00 10:00 116053.414	115473.1406	115.4731406	28.86828516
156	1/7/00 11:00 122721.15	122107.5391	122.1075391	30.52688477
157	1/7/00 12:00 146571.31	145838.4531	145.8384531	36.45961328
158	1/7/00 13:00 136693.23	136009.7813	136.0097813	34.00244531
159	1/7/00 14:00 104503.99	103981.4688	103.9814688	25.99536719
160	1/7/00 15:00 56701.91	56418.40234	56.41840234	14.10460059
161	1/7/00 16:00 10060.277	10009.97559	10.00997559	2.502493896
162	1/7/00 17:00	0	0	0
163	1/7/00 18:00	0	0	0
164	1/7/00 19:00	0	0	0
165	1/7/00 20:00	0	0	0
166	1/7/00 21:00	0	0	0
167	1/7/00 22:00	0	0	0
168	1/7/00 23:00	0	0	0
169	1/8/00 0:00	0	0	0
170	1/8/00 1:00	0	0	0
171	1/8/00 2:00	0	0	0
172	1/8/00 3:00	0	0	0
173	1/8/00 4:00	0	0	0
174	1/8/00 5:00	0	0	0
175	1/8/00 6:00	0	0	0
176	1/8/00 7:00 4.5305223	4.50786972	0.00450786972	0.00112696743
177	1/8/00 8:00 22971.574	22856.7168	22.8567168	5.714179199
178	1/8/00 9:00 51464.742	51207.41797	51.20741797	12.80185449
179	1/8/00 10:00 66769.84	66436	66.436	16.609
180	1/8/00 11:00 127468.33	126830.9844	126.8309844	31.70774609
181	1/8/00 12:00 143813.06	143093.9844	143.0939844	35.77349609
182	1/8/00 13:00 114607.664	114034.625	114.034625	28.50865625
183	1/8/00 14:00 78242.336	77851.125	77.851125	19.46278125
184	1/8/00 15:00 39314.605	39118.03125	39.11803125	9.779507813
185	1/8/00 16:00 8939.8545	8895.155273	8.895155273	2.223788818
186	1/8/00 17:00	0	0	0
187	1/8/00 18:00	0	0	0
188	1/8/00 19:00	0	0	0

189	1/8/00 20:00	0	0	0
190	1/8/00 21:00	0	0	0
191	1/8/00 22:00	0	0	0
192	1/8/00 23:00	0	0	0
193	1/9/00 0:00	0	0	0
194	1/9/00 1:00	0	0	0
195	1/9/00 2:00	0	0	0
196	1/9/00 3:00	0	0	0
197	1/9/00 4:00	0	0	0
198	1/9/00 5:00	0	0	0
199	1/9/00 6:00	0	0	0
200	1/9/00 7:00	0	0	0
201	1/9/00 8:00 22515.762	22403.18359	22.40318359	5.600795898
202	1/9/00 9:00 30044.7	29894.47461	29.89447461	7.473618652
203	1/9/00 10:00 41010.03	40804.98047	40.80498047	10.20124512
204	1/9/00 11:00 84773.06	84349.19531	84.34919531	21.08729883
205	1/9/00 12:00 148272.97	147531.6094	147.5316094	36.88290234
206	1/9/00 13:00 126843.01	126208.7891	126.2087891	31.55219727
207	1/9/00 14:00 90648.48	90195.23438	90.19523438	22.54880859
208	1/9/00 15:00 56499.6	56217.10156	56.21710156	14.05427539
209	1/9/00 16:00 14615.035	14541.95996	14.54195996	3.63548999
210	1/9/00 17:00	0	0	0
211	1/9/00 18:00	0	0	0
212	1/9/00 19:00	0	0	0
213	1/9/00 20:00	0	0	0
214	1/9/00 21:00	0	0	0
215	1/9/00 22:00	0	0	0
216	1/9/00 23:00	0	0	0
217	1/10/00 0:00	0	0	0
218	1/10/00 1:00	0	0	0
219	1/10/00 2:00	0	0	0
220	1/10/00 3:00	0	0	0
221	1/10/00 4:00	0	0	0
222	1/10/00 5:00	0	0	0
223	1/10/00 6:00	0	0	0
224	1/10/00 7:00 0.03565843	0.03548014164	0.00003548014	0.0000087003
225	1/10/00 8:00 28814.768	28670.69531	28.67069531	7.167673828
226	1/10/00 9:00 69023.82	68678.70313	68.67870313	17.16967578
227	1/10/00 10:00 108000.11	107460.1094	107.4601094	26.86502734
228	1/10/00 11:00 90972.39	90517.52344	90.51752344	22.62938086
229	1/10/00 12:00 32782.69	32618.77734	32.61877734	8.154694336
230	1/10/00 13:00 71757.59	71398.80469	71.39880469	17.84970117
231	1/10/00 14:00 69292.88	68946.42188	68.94642188	17.23660547
232	1/10/00 15:00 63926.527	63606.89453	63.60689453	15.90172363
233	1/10/00 16:00 16603.59	16520.57227	16.52057227	4.130143066
234	1/10/00 17:00	0	0	0
235	1/10/00 18:00	0	0	0
236	1/10/00 19:00	0	0	0
237	1/10/00 20:00	0	0	0
238	1/10/00 21:00	0	0	0
239	1/10/00 22:00	0	0	0
240	1/10/00 23:00	0	0	0
241	1/11/00 0:00	0	0	0
242	1/11/00 1:00	0	0	0
243	1/11/00 2:00	0	0	0
244	1/11/00 3:00	0	0	0
245	1/11/00 4:00	0	0	0
246	1/11/00 5:00	0	0	0
247	1/11/00 6:00	0	0	0
248	1/11/00 7:00 53.740482	53.47177887	0.05347177887	0.01336794472
249	1/11/00 8:00 7049.8057	7014.556641	7.014556641	1.75363916
250	1/11/00 9:00 26642.89	26509.67578	26.50967578	6.627418945
251	1/11/00 10:00 50115.42	49864.84766	49.86484766	12.46621191
252	1/11/00 11:00 60024.777	59724.65625	59.72465625	14.93116406
253	1/11/00 12:00 25325.66	25199.03125	25.19903125	6.299757813
254	1/11/00 13:00 33302.16	33135.64844	33.13564844	8.283912109
255	1/11/00 14:00 33084.36	32918.9375	32.9189375	8.229734375
256	1/11/00 15:00 14137.625	14066.93652	14.06693652	3.516734131
257	1/11/00 16:00 2723.7095	2710.091064	2.710091064	0.6775227661
258	1/11/00 17:00	0	0	0
259	1/11/00 18:00	0	0	0
260	1/11/00 19:00	0	0	0
261	1/11/00 20:00	0	0	0
262	1/11/00 21:00	0	0	0
263	1/11/00 22:00	0	0	0
264	1/11/00 23:00	0	0	0
265	1/12/00 0:00	0	0	0
266	1/12/00 1:00	0	0	0
267	1/12/00 2:00	0	0	0
268	1/12/00 3:00	0	0	0
269	1/12/00 4:00	0	0	0
270	1/12/00 5:00	0	0	0
271	1/12/00 6:00	0	0	0
272	1/12/00 7:00 236.95801	235.7732239	0.2357732239	0.05894330597
273	1/12/00 8:00 18278.8	18187.4082	18.1874082	4.546852051
274	1/12/00 9:00 38549.395	38356.64844	38.35664844	9.589162109
275	1/12/00 10:00 33061.918	32896.60547	32.89660547	8.224151367
276	1/12/00 11:00 102504.31	101991.7891	101.9917891	25.49794727
277	1/12/00 12:00 105493.945	104966.4766	104.9664766	26.24161914
278	1/12/00 13:00 75838.31	75459.125	75.459125	18.86478125
279	1/12/00 14:00 32065.504	31905.17578	31.90517578	7.976293945
280	1/12/00 15:00 29187.42	29041.48438	29.04148438	7.260371094
281	1/12/00 16:00 6354.467	6322.694336	6.322694336	1.580673584
282	1/12/00 17:00	0	0	0
283	1/12/00 18:00	0	0	0

284	1/12/00 19:00	0	0	0
285	1/12/00 20:00	0	0	0
286	1/12/00 21:00	0	0	0
287	1/12/00 22:00	0	0	0
288	1/12/00 23:00	0	0	0
289	1/13/00 0:00	0	0	0
290	1/13/00 1:00	0	0	0
291	1/13/00 2:00	0	0	0
292	1/13/00 3:00	0	0	0
293	1/13/00 4:00	0	0	0
294	1/13/00 5:00	0	0	0
295	1/13/00 6:00	0	0	0
296	1/13/00 7:00 87.249466	86.81321716	0.08681321716	0.02170330429
297	1/13/00 8:00 30382.346	30230.43359	30.23043359	7.557608398
298	1/13/00 9:00 76316.02	75934.44531	75.93444531	18.98361133
299	1/13/00 10:00 110409.92	109857.875	109.857875	27.46446875
300	1/13/00 11:00 134269.48	133598.1406	133.5981406	33.39953516
301	1/13/00 12:00 132007.05	131347.0156	131.3470156	32.83675391
302	1/13/00 13:00 116781.49	116197.5859	116.1975859	29.04939648
303	1/13/00 14:00 65132.918	64807.25391	64.80725391	16.20181348
304	1/13/00 15:00 59527.086	59229.44922	59.22944922	14.8073623
305	1/13/00 16:00 16419.277	16337.18066	16.33718066	4.084295166
306	1/13/00 17:00	0	0	0
307	1/13/00 18:00	0	0	0
308	1/13/00 19:00	0	0	0
309	1/13/00 20:00	0	0	0
310	1/13/00 21:00	0	0	0
311	1/13/00 22:00	0	0	0
312	1/13/00 23:00	0	0	0
313	1/14/00 0:00	0	0	0
314	1/14/00 1:00	0	0	0
315	1/14/00 2:00	0	0	0
316	1/14/00 3:00	0	0	0
317	1/14/00 4:00	0	0	0
318	1/14/00 5:00	0	0	0
319	1/14/00 6:00	0	0	0
320	1/14/00 7:00 176.22292	175.3418121	0.1753418121	0.04383545303
321	1/14/00 8:00 23417.396	23300.30859	23.30030859	5.825077148
322	1/14/00 9:00 53461.33	53194.01953	53.19401953	13.29850488
323	1/14/00 10:00 77553.38	77165.61719	77.16561719	19.2914043
324	1/14/00 11:00 86804.22	86370.19531	86.37019531	21.59254883
325	1/14/00 12:00 132656.31	131993.0313	131.9930313	32.99825781
326	1/14/00 13:00 121936.29	121326.6094	121.3266094	30.33165234
327	1/14/00 14:00 62293.777	61982.30859	61.98230859	15.49557715
328	1/14/00 15:00 43121.535	42905.92969	42.90592969	10.72648242
329	1/14/00 16:00 11390.299	11333.34766	11.33334766	2.833336914
330	1/14/00 17:00	0	0	0
331	1/14/00 18:00	0	0	0
332	1/14/00 19:00	0	0	0
333	1/14/00 20:00	0	0	0
334	1/14/00 21:00	0	0	0
335	1/14/00 22:00	0	0	0
336	1/14/00 23:00	0	0	0
337	1/15/00 0:00	0	0	0
338	1/15/00 1:00	0	0	0
339	1/15/00 2:00	0	0	0
340	1/15/00 3:00	0	0	0
341	1/15/00 4:00	0	0	0
342	1/15/00 5:00	0	0	0
343	1/15/00 6:00	0	0	0
344	1/15/00 7:00 175.50938	174.6318359	0.1746318359	0.04365795898
345	1/15/00 8:00 8931.881	8887.22168	8.88722168	2.22180542
346	1/15/00 9:00 21751.055	21642.29883	21.64229883	5.410574707
347	1/15/00 10:00 58551.336	58258.57813	58.25857813	14.56464453
348	1/15/00 11:00 32073.998	31913.62695	31.91362695	7.978406738
349	1/15/00 12:00 32832.363	32668.20313	32.66820313	8.167050781
350	1/15/00 13:00 24942.307	24817.5957	24.8175957	6.204398926
351	1/15/00 14:00 18232.955	18141.79102	18.14179102	4.535447754
352	1/15/00 15:00 21329.186	21222.53906	21.22253906	5.305634766
353	1/15/00 16:00 5143.1743	5117.458496	5.117458496	1.279364624
354	1/15/00 17:00	0	0	0
355	1/15/00 18:00	0	0	0
356	1/15/00 19:00	0	0	0
357	1/15/00 20:00	0	0	0
358	1/15/00 21:00	0	0	0
359	1/15/00 22:00	0	0	0
360	1/15/00 23:00	0	0	0
361	1/16/00 0:00	0	0	0
362	1/16/00 1:00	0	0	0
363	1/16/00 2:00	0	0	0
364	1/16/00 3:00	0	0	0
365	1/16/00 4:00	0	0	0
366	1/16/00 5:00	0	0	0
367	1/16/00 6:00	0	0	0
368	1/16/00 7:00 303.2298	301.7136536	0.3017136536	0.07542841339
369	1/16/00 8:00 21918.877	21809.2832	21.8092832	5.452320801
370	1/16/00 9:00 82719.78	82306.1875	82.3061875	20.57654688
371	1/16/00 10:00 116834.266	116250.0938	116.2500938	29.06252344
372	1/16/00 11:00 99134.875	98639.20313	98.63920313	24.65980078
373	1/16/00 12:00 27757.652	27618.86523	27.61886523	6.904716309
374	1/16/00 13:00 37836.11	37646.92969	37.64692969	9.411732422
375	1/16/00 14:00 17329.041	17242.39453	17.24239453	4.310598633
376	1/16/00 15:00 36684.562	36501.14063	36.50114063	9.125285156
377	1/16/00 16:00 21231.553	21125.39453	21.12539453	5.281348633
378	1/16/00 17:00 0	0	0	0

379	1/16/00 18:00	0	0	0
380	1/16/00 19:00	0	0	0
381	1/16/00 20:00	0	0	0
382	1/16/00 21:00	0	0	0
383	1/16/00 22:00	0	0	0
384	1/16/00 23:00	0	0	0
385	1/17/00 0:00	0	0	0
386	1/17/00 1:00	0	0	0
387	1/17/00 2:00	0	0	0
388	1/17/00 3:00	0	0	0
389	1/17/00 4:00	0	0	0
390	1/17/00 5:00	0	0	0
391	1/17/00 6:00	0	0	0
392	1/17/00 7:00 176.35426	175.4724884	0.1754724884	0.0438681221
393	1/17/00 8:00 11499.827	11442.32813	11.44232813	2.860582031
394	1/17/00 9:00 16790.68	16706.72461	16.70672461	4.176681152
395	1/17/00 10:00 20547.393	20444.65625	20.44465625	5.111164063
396	1/17/00 11:00 35519.777	35342.17578	35.34217578	8.835543945
397	1/17/00 12:00 29607.576	29459.53711	29.45953711	7.364884277
398	1/17/00 13:00 29358.723	29211.92773	29.21192773	7.302981934
399	1/17/00 14:00 33070.207	32904.85547	32.90485547	8.226213867
400	1/17/00 15:00 23117.46	23001.87305	23.00187305	5.750468262
401	1/17/00 16:00 5791.6665	5762.708008	5.762708008	1.440677002
402	1/17/00 17:00	0	0	0
403	1/17/00 18:00	0	0	0
404	1/17/00 19:00	0	0	0
405	1/17/00 20:00	0	0	0
406	1/17/00 21:00	0	0	0
407	1/17/00 22:00	0	0	0
408	1/17/00 23:00	0	0	0
409	1/18/00 0:00	0	0	0
410	1/18/00 1:00	0	0	0
411	1/18/00 2:00	0	0	0
412	1/18/00 3:00	0	0	0
413	1/18/00 4:00	0	0	0
414	1/18/00 5:00	0	0	0
415	1/18/00 6:00	0	0	0
416	1/18/00 7:00 55.271206	54.99485016	0.05499485016	0.01374871254
417	1/18/00 8:00 11283.622	11227.2041	11.2272041	2.806801025
418	1/18/00 9:00 46000.64	45770.63672	45.77063672	11.44265918
419	1/18/00 10:00 25623.66	25495.54102	25.49554102	6.373885254
420	1/18/00 11:00 70708.95	70355.40625	70.35540625	17.58885156
421	1/18/00 12:00 64871.406	64547.04688	64.54704688	16.13676172
422	1/18/00 13:00 80516.266	80113.67969	80.11367969	20.02841992
423	1/18/00 14:00 78096.07	77705.58594	77.70558594	19.42639648
424	1/18/00 15:00 44897.69	44673.20313	44.67320313	11.16830078
425	1/18/00 16:00 20289.102	20187.65625	20.18765625	5.046914063
426	1/18/00 17:00 0	0	0	0
427	1/18/00 18:00	0	0	0
428	1/18/00 19:00	0	0	0
429	1/18/00 20:00	0	0	0
430	1/18/00 21:00	0	0	0
431	1/18/00 22:00	0	0	0
432	1/18/00 23:00	0	0	0
433	1/19/00 0:00	0	0	0
434	1/19/00 1:00	0	0	0
435	1/19/00 2:00	0	0	0
436	1/19/00 3:00	0	0	0
437	1/19/00 4:00	0	0	0
438	1/19/00 5:00	0	0	0
439	1/19/00 6:00	0	0	0
440	1/19/00 7:00 239.72249	238.52388	0.23852388	0.05963097
441	1/19/00 8:00 11672.228	11613.86621	11.61386621	2.903466553
442	1/19/00 9:00 24805.953	24681.92383	24.68192383	6.170480957
443	1/19/00 10:00 30225.846	30074.7168	30.0747168	7.518679199
444	1/19/00 11:00 45439.3	45212.10547	45.21210547	11.30302637
445	1/19/00 12:00 54003.234	53733.21875	53.73321875	13.43330469
446	1/19/00 13:00 24646.807	24523.57227	24.52357227	6.130893066
447	1/19/00 14:00 64017.188	63697.10156	63.69710156	15.92427539
448	1/19/00 15:00 41740.63	41531.92578	41.53192578	10.38298145
449	1/19/00 16:00 23305.61	23189.08203	23.18908203	5.797270508
450	1/19/00 17:00 0	0	0	0
451	1/19/00 18:00	0	0	0
452	1/19/00 19:00	0	0	0
453	1/19/00 20:00	0	0	0
454	1/19/00 21:00	0	0	0
455	1/19/00 22:00	0	0	0
456	1/19/00 23:00	0	0	0
457	1/20/00 0:00	0	0	0
458	1/20/00 1:00	0	0	0
459	1/20/00 2:00	0	0	0
460	1/20/00 3:00	0	0	0
461	1/20/00 4:00	0	0	0
462	1/20/00 5:00	0	0	0
463	1/20/00 6:00	0	0	0
464	1/20/00 7:00 304.78116	303.2572632	0.3032572632	0.0758143158
465	1/20/00 8:00 15115.17	15039.59375	15.03959375	3.759898438
466	1/20/00 9:00 52129.49	51868.83984	51.86883984	12.96720996
467	1/20/00 10:00 68857.68	68513.39063	68.51339063	17.12834766
468	1/20/00 11:00 108903.14	108358.625	108.358625	27.08965625
469	1/20/00 12:00 118288.59	117697.1484	117.6971484	29.42428711
470	1/20/00 13:00 101476.7	100969.3203	100.9693203	25.24233008
471	1/20/00 14:00 88502.09	88059.58594	88.05958594	22.01489648
472	1/20/00 15:00 50731.926	50478.26563	50.47826563	12.61956641
473	1/20/00 16:00 16164.884	16084.05859	16.08405859	4.021014648

474	1/20/00 17:00	0	0	0	0
475	1/20/00 18:00		0	0	0
476	1/20/00 19:00		0	0	0
477	1/20/00 20:00		0	0	0
478	1/20/00 21:00		0	0	0
479	1/20/00 22:00		0	0	0
480	1/20/00 23:00		0	0	0
481	1/21/00 0:00		0	0	0
482	1/21/00 1:00		0	0	0
483	1/21/00 2:00		0	0	0
484	1/21/00 3:00		0	0	0
485	1/21/00 4:00		0	0	0
486	1/21/00 5:00		0	0	0
487	1/21/00 6:00		0	0	0
488	1/21/00 7:00	627.97516	624.8353271	0.6248353271	0.1562088318
489	1/21/00 8:00	32529.443	32366.79492	32.36679492	8.09169873
490	1/21/00 9:00	76359.69	75977.88281	75.97788281	18.9944707
491	1/21/00 10:00	114306.125	113734.5938	113.7345938	28.43364844
492	1/21/00 11:00	140165.97	139465.1406	139.4651406	34.86628516
493	1/21/00 12:00	154036.34	153266.1563	153.2661563	38.31653906
494	1/21/00 13:00	143025.52	142310.3906	142.3103906	35.57759766
495	1/21/00 14:00	112304.97	111743.4375	111.7434375	27.93585938
496	1/21/00 15:00	71923.01	71563.39063	71.56339063	17.89084766
497	1/21/00 16:00	22191.797	22080.83789	22.08083789	5.520209473
498	1/21/00 17:00	52.924156	52.65953445	0.05265953445	0.01316488361
499	1/21/00 18:00		0	0	0
500	1/21/00 19:00		0	0	0
501	1/21/00 20:00		0	0	0
502	1/21/00 21:00		0	0	0
503	1/21/00 22:00		0	0	0
504	1/21/00 23:00		0	0	0
505	1/22/00 0:00		0	0	0
506	1/22/00 1:00		0	0	0
507	1/22/00 2:00		0	0	0
508	1/22/00 3:00		0	0	0
509	1/22/00 4:00		0	0	0
510	1/22/00 5:00		0	0	0
511	1/22/00 6:00		0	0	0
512	1/22/00 7:00	444.44992	442.2276917	0.4422276917	0.1105569229
513	1/22/00 8:00	18954.7	18859.92578	18.85992578	4.714981445
514	1/22/00 9:00	39191.72	38995.76172	38.99576172	9.74894043
515	1/22/00 10:00	56630.223	56347.07031	56.34707031	14.08676758
516	1/22/00 11:00	67169.83	66833.98438	66.83398438	16.70849609
517	1/22/00 12:00	85922.57	85492.95313	85.49295313	21.37323828
518	1/22/00 13:00	144813.2	144089.125	144.089125	36.02228125
519	1/22/00 14:00	52807.69	52543.65234	52.54365234	13.13591309
520	1/22/00 15:00	32197.027	32036.04297	32.03604297	8.009010742
521	1/22/00 16:00	9790.594	9741.640625	9.741640625	2.435410156
522	1/22/00 17:00	0	0	0	0
523	1/22/00 18:00		0	0	0
524	1/22/00 19:00		0	0	0
525	1/22/00 20:00		0	0	0
526	1/22/00 21:00		0	0	0
527	1/22/00 22:00		0	0	0
528	1/22/00 23:00		0	0	0
529	1/23/00 0:00		0	0	0
530	1/23/00 1:00		0	0	0
531	1/23/00 2:00		0	0	0
532	1/23/00 3:00		0	0	0
533	1/23/00 4:00		0	0	0
534	1/23/00 5:00		0	0	0
535	1/23/00 6:00		0	0	0
536	1/23/00 7:00	54.20873	53.93768692	0.05393768692	0.01348442173
537	1/23/00 8:00	7060.1733	7024.872559	7.024872559	1.75621814
538	1/23/00 9:00	14664.202	14590.88184	14.59088184	3.647720459
539	1/23/00 10:00	21318.201	21211.60938	21.21160938	5.302902344
540	1/23/00 11:00	25448.684	25321.43945	25.32143945	6.330359863
541	1/23/00 12:00	27033.975	26898.80664	26.89880664	6.72470166
542	1/23/00 13:00	25008.59	24883.54688	24.88354688	6.220886719
543	1/23/00 14:00	25808.184	25679.14258	25.67914258	6.419785645
544	1/23/00 15:00	11033.45	10978.2832	10.9782832	2.744570801
545	1/23/00 16:00	5733.151	5704.485352	5.704485352	1.426121338
546	1/23/00 17:00	0	0	0	0
547	1/23/00 18:00		0	0	0
548	1/23/00 19:00		0	0	0
549	1/23/00 20:00		0	0	0
550	1/23/00 21:00		0	0	0
551	1/23/00 22:00		0	0	0
552	1/23/00 23:00		0	0	0
553	1/24/00 0:00		0	0	0
554	1/24/00 1:00		0	0	0
555	1/24/00 2:00		0	0	0
556	1/24/00 3:00		0	0	0
557	1/24/00 4:00		0	0	0
558	1/24/00 5:00		0	0	0
559	1/24/00 6:00		0	0	0
560	1/24/00 7:00	741.1906	737.4846802	0.7374846802	0.18437117
561	1/24/00 8:00	7004.866	6969.842285	6.969842285	1.742460571
562	1/24/00 9:00	14880.378	14805.97559	14.80597559	3.701493896
563	1/24/00 10:00	21773.225	21664.35742	21.66435742	5.416089355
564	1/24/00 11:00	26510.564	26378.01172	26.37801172	6.59450293
565	1/24/00 12:00	32673.666	32510.29883	32.51029883	8.127574707
566	1/24/00 13:00	32047.47	31887.23438	31.88723438	7.971808594
567	1/24/00 14:00	20470.549	20368.19531	20.36819531	5.092048828
568	1/24/00 15:00	14422.023	14349.91309	14.34991309	3.587478271

569	1/24/00 16:00	16289.057	16207.61133	16.20761133	4.051902832
570	1/24/00 17:00	51.751087	51.49233246	0.05149233246	0.01287308311
571	1/24/00 18:00		0	0	0
572	1/24/00 19:00		0	0	0
573	1/24/00 20:00		0	0	0
574	1/24/00 21:00		0	0	0
575	1/24/00 22:00		0	0	0
576	1/24/00 23:00		0	0	0
577	1/25/00 0:00		0	0	0
578	1/25/00 1:00		0	0	0
579	1/25/00 2:00		0	0	0
580	1/25/00 3:00		0	0	0
581	1/25/00 4:00		0	0	0
582	1/25/00 5:00		0	0	0
583	1/25/00 6:00		0	0	0
584	1/25/00 7:00	1930.2921	1920.640747	1.920640747	0.4801601868
585	1/25/00 8:00	33110.535	32944.98047	32.94498047	8.236245117
586	1/25/00 9:00	48448.19	48205.94922	48.20594922	12.0514873
587	1/25/00 10:00	75444.14	75066.92188	75.06692188	18.76673047
588	1/25/00 11:00	113710.27	113141.7188	113.1417188	28.28542969
589	1/25/00 12:00	111597.555	111039.5625	111.0395625	27.75989063
590	1/25/00 13:00	83171.53	82755.67188	82.75567188	20.68891797
591	1/25/00 14:00	29799.336	29650.33789	29.65033789	7.412584473
592	1/25/00 15:00	28356.832	28215.04883	28.21504883	7.053762207
593	1/25/00 16:00	30579.947	30427.04883	30.42704883	7.606762207
594	1/25/00 17:00	19.193165	19.09719849	0.01909719849	0.00477429962
595	1/25/00 18:00		0	0	0
596	1/25/00 19:00		0	0	0
597	1/25/00 20:00		0	0	0
598	1/25/00 21:00		0	0	0
599	1/25/00 22:00		0	0	0
600	1/25/00 23:00		0	0	0
601	1/26/00 0:00		0	0	0
602	1/26/00 1:00		0	0	0
603	1/26/00 2:00		0	0	0
604	1/26/00 3:00		0	0	0
605	1/26/00 4:00		0	0	0
606	1/26/00 5:00		0	0	0
607	1/26/00 6:00		0	0	0
608	1/26/00 7:00	1057.1731	1051.887207	1.051887207	0.2629718018
609	1/26/00 8:00	25498.621	25371.12891	25.37112891	6.342782227
610	1/26/00 9:00	72255.234	71893.95313	71.89395313	17.97348828
611	1/26/00 10:00	131553.98	130896.2109	130.8962109	32.72405273
612	1/26/00 11:00	156838.02	156053.8281	156.0538281	39.01345703
613	1/26/00 12:00	167169.73	166333.8906	166.3338906	41.58347266
614	1/26/00 13:00	159283.27	158486.8438	158.4868438	39.62171094
615	1/26/00 14:00	133088.9	132423.4688	132.4234688	33.10586719
616	1/26/00 15:00	89354.04	88907.27344	88.90727344	22.22681836
617	1/26/00 16:00	32336.197	32174.51563	32.17451563	8.043628906
618	1/26/00 17:00	139.2308	138.5346527	0.1385346527	0.03463366318
619	1/26/00 18:00		0	0	0
620	1/26/00 19:00		0	0	0
621	1/26/00 20:00		0	0	0
622	1/26/00 21:00		0	0	0
623	1/26/00 22:00		0	0	0
624	1/26/00 23:00		0	0	0
625	1/27/00 0:00		0	0	0
626	1/27/00 1:00		0	0	0
627	1/27/00 2:00		0	0	0
628	1/27/00 3:00		0	0	0
629	1/27/00 4:00		0	0	0
630	1/27/00 5:00		0	0	0
631	1/27/00 6:00		0	0	0
632	1/27/00 7:00	2091.2808	2080.824463	2.080824463	0.5202061157
633	1/27/00 8:00	37875.04	37685.66406	37.68566406	9.421416016
634	1/27/00 9:00	85809.37	85380.32031	85.38032031	21.34508008
635	1/27/00 10:00	128051.516	127411.2578	127.4112578	31.85281445
636	1/27/00 11:00	155447.39	154670.1563	154.6701563	38.66753906
637	1/27/00 12:00	169232.36	168386.2031	168.3862031	42.09655078
638	1/27/00 13:00	158786.7	157992.7656	157.9927656	39.49819141
639	1/27/00 14:00	128719.664	128076.0703	128.0760703	32.01901758
640	1/27/00 15:00	84562.46	84139.64844	84.13964844	21.03491211
641	1/27/00 16:00	33782.047	33613.13672	33.61313672	8.40328418
642	1/27/00 17:00	22.678267	22.56487465	0.02256487465	0.00564121866
643	1/27/00 18:00		0	0	0
644	1/27/00 19:00		0	0	0
645	1/27/00 20:00		0	0	0
646	1/27/00 21:00		0	0	0
647	1/27/00 22:00		0	0	0
648	1/27/00 23:00		0	0	0
649	1/28/00 0:00		0	0	0
650	1/28/00 1:00		0	0	0
651	1/28/00 2:00		0	0	0
652	1/28/00 3:00		0	0	0
653	1/28/00 4:00		0	0	0
654	1/28/00 5:00		0	0	0
655	1/28/00 6:00		0	0	0
656	1/28/00 7:00	2365.0896	2353.26416	2.35326416	0.58831604
657	1/28/00 8:00	33747.39	33578.65625	33.57865625	8.394664063
658	1/28/00 9:00	81562.375	81154.5625	81.1545625	20.28864063
659	1/28/00 10:00	104080.04	103559.6328	103.5596328	25.8899082
660	1/28/00 11:00	154986.8	154211.8594	154.2118594	38.55296484
661	1/28/00 12:00	102325.54	101813.9141	101.8139141	25.45347852
662	1/28/00 13:00	107056.336	106521.0547	106.5210547	26.63026367
663	1/28/00 14:00	79476.72	79079.33594	79.07933594	19.76983398

664	1/28/00 15:00	41723.086	41514.46875	41.51446875	10.37861719
665	1/28/00 16:00	24785.023	24661.09766	24.66109766	6.165274414
666	1/28/00 17:00	292.5463	291.0835571	0.2910835571	0.07277088928
667	1/28/00 18:00		0	0	0
668	1/28/00 19:00		0	0	0
669	1/28/00 20:00		0	0	0
670	1/28/00 21:00		0	0	0
671	1/28/00 22:00		0	0	0
672	1/28/00 23:00		0	0	0
673	1/29/00 0:00		0	0	0
674	1/29/00 1:00		0	0	0
675	1/29/00 2:00		0	0	0
676	1/29/00 3:00		0	0	0
677	1/29/00 4:00		0	0	0
678	1/29/00 5:00		0	0	0
679	1/29/00 6:00		0	0	0
680	1/29/00 7:00	2628.0366	2614.896484	2.614896484	0.6537241211
681	1/29/00 8:00	41941.8	41732.09375	41.73209375	10.43302344
682	1/29/00 9:00	88255.055	87813.77344	87.81377344	21.95344336
683	1/29/00 10:00	132990.36	132325.4063	132.3254063	33.08135156
684	1/29/00 11:00	161735.95	160927.2813	160.9272813	40.23182031
685	1/29/00 12:00	171002.3	170147.2813	170.1472813	42.53682031
686	1/29/00 13:00	162094.03	161283.5625	161.2835625	40.32089063
687	1/29/00 14:00	134956.2	134281.4219	134.2814219	33.57035547
688	1/29/00 15:00	73008.375	72643.32813	72.64332813	18.16083203
689	1/29/00 16:00	35413.35	35236.28516	35.23628516	8.809071289
690	1/29/00 17:00	116.09152	115.5110626	0.1155110626	0.0288776566
691	1/29/00 18:00		0	0	0
692	1/29/00 19:00		0	0	0
693	1/29/00 20:00		0	0	0
694	1/29/00 21:00		0	0	0
695	1/29/00 22:00		0	0	0
696	1/29/00 23:00		0	0	0
697	1/30/00 0:00		0	0	0
698	1/30/00 1:00		0	0	0
699	1/30/00 2:00		0	0	0
700	1/30/00 3:00		0	0	0
701	1/30/00 4:00		0	0	0
702	1/30/00 5:00		0	0	0
703	1/30/00 6:00		0	0	0
704	1/30/00 7:00	1058.6144	1053.321289	1.053321289	0.2633303223
705	1/30/00 8:00	7932.6797	7893.016602	7.893016602	1.97325415
706	1/30/00 9:00	36369.504	36187.65625	36.18765625	9.046914063
707	1/30/00 10:00	30015.865	29865.78711	29.86578711	7.466446777
708	1/30/00 11:00	53657.73	53389.44141	53.38944141	13.34736035
709	1/30/00 12:00	53160.062	52894.26172	52.89426172	13.22356543
710	1/30/00 13:00	26621.793	26488.68359	26.48868359	6.622170898
711	1/30/00 14:00	52872.973	52608.60938	52.60860938	13.15215234
712	1/30/00 15:00	66710.08	66376.52344	66.37652344	16.59413086
713	1/30/00 16:00	37125.973	36940.34375	36.94034375	9.235085938
714	1/30/00 17:00	227.46463	226.3273163	0.2263273163	0.05658182907
715	1/30/00 18:00		0	0	0
716	1/30/00 19:00		0	0	0
717	1/30/00 20:00		0	0	0
718	1/30/00 21:00		0	0	0
719	1/30/00 22:00		0	0	0
720	1/30/00 23:00		0	0	0
721	1/31/00 0:00		0	0	0
722	1/31/00 1:00		0	0	0
723	1/31/00 2:00		0	0	0
724	1/31/00 3:00		0	0	0
725	1/31/00 4:00		0	0	0
726	1/31/00 5:00		0	0	0
727	1/31/00 6:00		0	0	0
728	1/31/00 7:00	4034.0916	4013.921143	4.013921143	1.003480286
729	1/31/00 8:00	27464.492	27327.16992	27.32716992	6.83179248
730	1/31/00 9:00	59145.805	58850.07422	58.85007422	14.71251855
731	1/31/00 10:00	71803.836	71444.82031	71.44482031	17.86120508
732	1/31/00 11:00	38584.484	38391.5625	38.3915625	9.597890625
733	1/31/00 12:00	31825.754	31666.625	31.666625	7.91665625
734	1/31/00 13:00	43229.227	43013.07813	43.01307813	10.75326953
735	1/31/00 14:00	27201.656	27065.64844	27.06564844	6.766412109
736	1/31/00 15:00	23738.553	23619.85938	23.61985938	5.904964844
737	1/31/00 16:00	15841.526	15762.31836	15.76231836	3.94057959
738	1/31/00 17:00	168.42117	167.579071	0.167579071	0.04189476776
739	1/31/00 18:00		0	0	0
740	1/31/00 19:00		0	0	0
741	1/31/00 20:00		0	0	0
742	1/31/00 21:00		0	0	0
743	1/31/00 22:00		0	0	0
744	1/31/00 23:00		0	0	0
745	2/1/01 0:00		0	0	0
746	2/1/01 1:00		0	0	0
747	2/1/01 2:00		0	0	0
748	2/1/01 3:00		0	0	0
749	2/1/01 4:00		0	0	0
750	2/1/01 5:00		0	0	0
751	2/1/01 6:00		0	0	0
752	2/1/01 7:00	3757.6445	3738.856445	3.738856445	0.9347141113
753	2/1/01 8:00	41808.246	41599.20313	41.59920313	10.39980078
754	2/1/01 9:00	89482.36	89034.94531	89.03494531	22.25873633
755	2/1/01 10:00	128104.2	127463.6797	127.4636797	31.86591992
756	2/1/01 11:00	160100.33	159299.8281	159.2998281	39.82495703
757	2/1/01 12:00	162248.3	161437.0469	161.4370469	40.35926172
758	2/1/01 13:00	159239.89	158443.6875	158.4436875	39.61092188

759	2/1/01 14:00	98525.266	98032.64063	98.03264063	24.50816016
760	2/1/01 15:00	51649.72	51391.46875	51.39146875	12.84786719
761	2/1/01 16:00	38816.18	38622.09766	38.62209766	9.655524414
762	2/1/01 17:00	390.80994	388.855896	0.388855896	0.097213974
763	2/1/01 18:00		0	0	0
764	2/1/01 19:00		0	0	0
765	2/1/01 20:00		0	0	0
766	2/1/01 21:00		0	0	0
767	2/1/01 22:00		0	0	0
768	2/1/01 23:00		0	0	0
769	2/2/01 0:00		0	0	0
770	2/2/01 1:00		0	0	0
771	2/2/01 2:00		0	0	0
772	2/2/01 3:00		0	0	0
773	2/2/01 4:00		0	0	0
774	2/2/01 5:00		0	0	0
775	2/2/01 6:00		0	0	0
776	2/2/01 7:00	4333.7476	4312.079102	4.312079102	1.078019775
777	2/2/01 8:00	42929.992	42715.34375	42.71534375	10.67883594
778	2/2/01 9:00	77987.92	77597.98438	77.59798438	19.39949609
779	2/2/01 10:00	111120.52	110564.9219	110.5649219	27.64123047
780	2/2/01 11:00	158303.27	157511.75	157.51175	39.3779375
781	2/2/01 12:00	153997.03	153227.0469	153.2270469	38.30676172
782	2/2/01 13:00	124378.88	123756.9922	123.7569922	30.93924805
783	2/2/01 14:00	134566.78	133893.9375	133.8939375	33.47348438
784	2/2/01 15:00	70067.16	69716.82031	69.71682031	17.42920508
785	2/2/01 16:00	34404.027	34232.00781	34.23200781	8.558001953
786	2/2/01 17:00	395.61246	393.6343994	0.3936343994	0.09840859985
787	2/2/01 18:00		0	0	0
788	2/2/01 19:00		0	0	0
789	2/2/01 20:00		0	0	0
790	2/2/01 21:00		0	0	0
791	2/2/01 22:00		0	0	0
792	2/2/01 23:00		0	0	0
793	2/3/01 0:00		0	0	0
794	2/3/01 1:00		0	0	0
795	2/3/01 2:00		0	0	0
796	2/3/01 3:00		0	0	0
797	2/3/01 4:00		0	0	0
798	2/3/01 5:00		0	0	0
799	2/3/01 6:00		0	0	0
800	2/3/01 7:00	4450.307	4428.055176	4.428055176	1.107013794
801	2/3/01 8:00	43224.926	43008.80078	43.00880078	10.7522002
802	2/3/01 9:00	96444.7	95962.47656	95.96247656	23.99061914
803	2/3/01 10:00	139912.81	139213.25	139.21325	34.8033125
804	2/3/01 11:00	166949.23	166114.5	166.1145	41.528625
805	2/3/01 12:00	177424.36	176537.2344	176.5372344	44.13430859
806	2/3/01 13:00	159895.3	159095.8125	159.0958125	39.77395313
807	2/3/01 14:00	135938.4	135258.7188	135.2587188	33.81467969
808	2/3/01 15:00	95336.2	94859.52344	94.85952344	23.71488086
809	2/3/01 16:00	42067.293	41856.95313	41.85695313	10.46423828
810	2/3/01 17:00	366.78085	364.9469604	0.3649469604	0.09123674011
811	2/3/01 18:00		0	0	0
812	2/3/01 19:00		0	0	0
813	2/3/01 20:00		0	0	0
814	2/3/01 21:00		0	0	0
815	2/3/01 22:00		0	0	0
816	2/3/01 23:00		0	0	0
817	2/4/01 0:00		0	0	0
818	2/4/01 1:00		0	0	0
819	2/4/01 2:00		0	0	0
820	2/4/01 3:00		0	0	0
821	2/4/01 4:00		0	0	0
822	2/4/01 5:00		0	0	0
823	2/4/01 6:00		0	0	0
824	2/4/01 7:00	5051.452	5026.194824	5.026194824	1.256548706
825	2/4/01 8:00	45779.547	45550.64844	45.55064844	11.38766211
826	2/4/01 9:00	94257	93785.71094	93.78571094	23.44642773
827	2/4/01 10:00	137878.94	137189.5469	137.1895469	34.29738672
828	2/4/01 11:00	156014.67	155234.6094	155.2346094	38.80865234
829	2/4/01 12:00	176193.45	175312.4844	175.3124844	43.82812109
830	2/4/01 13:00	160798.2	159994.2188	159.9942188	39.99855469
831	2/4/01 14:00	140447.77	139745.5313	139.7455313	34.93638281
832	2/4/01 15:00	95019.3	94544.20313	94.54420313	23.63605078
833	2/4/01 16:00	42073.812	41863.44141	41.86344141	10.46586035
834	2/4/01 17:00	373.69986	371.8313599	0.3718313599	0.09295783997
835	2/4/01 18:00		0	0	0
836	2/4/01 19:00		0	0	0
837	2/4/01 20:00		0	0	0
838	2/4/01 21:00		0	0	0
839	2/4/01 22:00		0	0	0
840	2/4/01 23:00		0	0	0
841	2/5/01 0:00		0	0	0
842	2/5/01 1:00		0	0	0
843	2/5/01 2:00		0	0	0
844	2/5/01 3:00		0	0	0
845	2/5/01 4:00		0	0	0
846	2/5/01 5:00		0	0	0
847	2/5/01 6:00		0	0	0
848	2/5/01 7:00	5458.545	5431.251953	5.431251953	1.357812988
849	2/5/01 8:00	44784.508	44560.58594	44.56058594	11.14014648
850	2/5/01 9:00	93231.81	92765.65625	92.76565625	23.19141406
851	2/5/01 10:00	137785.56	137096.6406	137.0966406	34.27416016
852	2/5/01 11:00	164555.77	163732.9844	163.7329844	40.93324609
853	2/5/01 12:00	179071.83	178176.4688	178.1764688	44.54411719

854	2/5/01 13:00	164622.23	163799.125	163.799125	40.94978125
855	2/5/01 14:00	140611.06	139908	139.908	34.977
856	2/5/01 15:00	98244.086	97752.85938	97.75285938	24.43821484
857	2/5/01 16:00	43091.06	42875.60156	42.87560156	10.71890039
858	2/5/01 17:00	0	0	0	0
859	2/5/01 18:00	0	0	0	0
860	2/5/01 19:00	0	0	0	0
861	2/5/01 20:00	0	0	0	0
862	2/5/01 21:00	0	0	0	0
863	2/5/01 22:00	0	0	0	0
864	2/5/01 23:00	0	0	0	0
865	2/6/01 0:00	0	0	0	0
866	2/6/01 1:00	0	0	0	0
867	2/6/01 2:00	0	0	0	0
868	2/6/01 3:00	0	0	0	0
869	2/6/01 4:00	0	0	0	0
870	2/6/01 5:00	0	0	0	0
871	2/6/01 6:00	0	0	0	0
872	2/6/01 7:00	6097.646	6067.157715	6.067157715	1.516789429
873	2/6/01 8:00	47607.348	47369.30859	47.36930859	11.84232715
874	2/6/01 9:00	95762.58	95283.76563	95.28376563	23.82094141
875	2/6/01 10:00	145955.88	145226.0938	145.2260938	36.30652344
876	2/6/01 11:00	138455.77	137763.4844	137.7634844	34.44087109
877	2/6/01 12:00	185162.02	184236.2031	184.2362031	46.05905078
878	2/6/01 13:00	170167.53	169316.6875	169.3166875	42.32917188
879	2/6/01 14:00	138871.86	138177.5	138.1775	34.544375
880	2/6/01 15:00	75846.375	75467.14063	75.46714063	18.86678516
881	2/6/01 16:00	33223.363	33057.24609	33.05724609	8.264311523
882	2/6/01 17:00	1111.3933	1105.836426	1.105836426	0.2764591064
883	2/6/01 18:00	0	0	0	0
884	2/6/01 19:00	0	0	0	0
885	2/6/01 20:00	0	0	0	0
886	2/6/01 21:00	0	0	0	0
887	2/6/01 22:00	0	0	0	0
888	2/6/01 23:00	0	0	0	0
889	2/7/01 0:00	0	0	0	0
890	2/7/01 1:00	0	0	0	0
891	2/7/01 2:00	0	0	0	0
892	2/7/01 3:00	0	0	0	0
893	2/7/01 4:00	0	0	0	0
894	2/7/01 5:00	0	0	0	0
895	2/7/01 6:00	0	0	0	0
896	2/7/01 7:00	6545.784	6513.055176	6.513055176	1.628263794
897	2/7/01 8:00	48721.87	48478.26172	48.47826172	12.11956543
898	2/7/01 9:00	101456.16	100948.875	100.948875	25.23721875
899	2/7/01 10:00	147247.86	146511.625	146.511625	36.62790625
900	2/7/01 11:00	175578.83	174700.9375	174.7009375	43.67523438
901	2/7/01 12:00	185033.83	184108.6719	184.1086719	46.02716797
902	2/7/01 13:00	179610.2	178712.1406	178.7121406	44.67803516
903	2/7/01 14:00	146979.12	146244.2344	146.2442344	36.56105859
904	2/7/01 15:00	102249.51	101738.2578	101.7382578	25.43456445
905	2/7/01 16:00	49979.2	49729.30078	49.72930078	12.4323252
906	2/7/01 17:00	1350.3894	1343.637451	1.343637451	0.3359093628
907	2/7/01 18:00	0	0	0	0
908	2/7/01 19:00	0	0	0	0
909	2/7/01 20:00	0	0	0	0
910	2/7/01 21:00	0	0	0	0
911	2/7/01 22:00	0	0	0	0
912	2/7/01 23:00	0	0	0	0
913	2/8/01 0:00	0	0	0	0
914	2/8/01 1:00	0	0	0	0
915	2/8/01 2:00	0	0	0	0
916	2/8/01 3:00	0	0	0	0
917	2/8/01 4:00	0	0	0	0
918	2/8/01 5:00	0	0	0	0
919	2/8/01 6:00	0	0	0	0
920	2/8/01 7:00	7041.906	7006.695801	7.006695801	1.75167395
921	2/8/01 8:00	44054.61	43834.33594	43.83433594	10.95858398
922	2/8/01 9:00	104681.38	104157.9766	104.1579766	26.03949414
923	2/8/01 10:00	147963.16	147223.3438	147.2233438	36.80583594
924	2/8/01 11:00	176119.19	175238.5938	175.2385938	43.80964844
925	2/8/01 12:00	185088.06	184162.625	184.162625	46.04065625
926	2/8/01 13:00	153481.7	152714.2969	152.7142969	38.17857422
927	2/8/01 14:00	150063.72	149313.4063	149.3134063	37.32835156
928	2/8/01 15:00	90373.87	89921.99219	89.92199219	22.48049805
929	2/8/01 16:00	27294.371	27157.89844	27.15789844	6.789474609
930	2/8/01 17:00	1128.0979	1122.45752	1.12245752	0.2806143799
931	2/8/01 18:00	0	0	0	0
932	2/8/01 19:00	0	0	0	0
933	2/8/01 20:00	0	0	0	0
934	2/8/01 21:00	0	0	0	0
935	2/8/01 22:00	0	0	0	0
936	2/8/01 23:00	0	0	0	0
937	2/9/01 0:00	0	0	0	0
938	2/9/01 1:00	0	0	0	0
939	2/9/01 2:00	0	0	0	0
940	2/9/01 3:00	0	0	0	0
941	2/9/01 4:00	0	0	0	0
942	2/9/01 5:00	0	0	0	0
943	2/9/01 6:00	0	0	0	0
944	2/9/01 7:00	1292.818	1286.353882	1.286353882	0.3215884705
945	2/9/01 8:00	10572.365	10519.50391	10.51950391	2.629875977
946	2/9/01 9:00	41866.215	41656.88281	41.65688281	10.4142207
947	2/9/01 10:00	24901.172	24776.66602	24.77666602	6.194166504
948	2/9/01 11:00	54750.79	54477.03516	54.47703516	13.61925879

949	2/9/01 12:00	32247.355	32086.11719	32.08611719	8.021529297
950	2/9/01 13:00	42323.65	42112.03125	42.11203125	10.52800781
951	2/9/01 14:00	71884.61	71525.1875	71.5251875	17.88129688
952	2/9/01 15:00	15676.749	15598.36523	15.59836523	3.899591309
953	2/9/01 16:00	26687.59	26554.15234	26.55415234	6.638538086
954	2/9/01 17:00	1144.0936	1138.373169	1.138373169	0.2845932922
955	2/9/01 18:00		0	0	0
956	2/9/01 19:00		0	0	0
957	2/9/01 20:00		0	0	0
958	2/9/01 21:00		0	0	0
959	2/9/01 22:00		0	0	0
960	2/9/01 23:00		0	0	0
961	2/10/01 0:00		0	0	0
962	2/10/01 1:00		0	0	0
963	2/10/01 2:00		0	0	0
964	2/10/01 3:00		0	0	0
965	2/10/01 4:00		0	0	0
966	2/10/01 5:00		0	0	0
967	2/10/01 6:00		0	0	0
968	2/10/01 7:00	4030.206	4010.054932	4.010054932	1.002513733
969	2/10/01 8:00	17424.27	17337.14844	17.33714844	4.334287109
970	2/10/01 9:00	21890.182	21780.73242	21.78073242	5.445183105
971	2/10/01 10:00	153325.67	152559.0313	152.5590313	38.13975781
972	2/10/01 11:00	177714.19	176825.6094	176.8256094	44.20640234
973	2/10/01 12:00	154512.56	153740	153.74	38.435
974	2/10/01 13:00	181399.55	180492.5469	180.4925469	45.12313672
975	2/10/01 14:00	151823.28	151064.1563	151.0641563	37.76603906
976	2/10/01 15:00	111991.9	111431.9375	111.4319375	27.85798438
977	2/10/01 16:00	52942.633	52677.92188	52.67792188	13.16948047
978	2/10/01 17:00	2125.4604	2114.833008	2.114833008	0.528708252
979	2/10/01 18:00		0	0	0
980	2/10/01 19:00		0	0	0
981	2/10/01 20:00		0	0	0
982	2/10/01 21:00		0	0	0
983	2/10/01 22:00		0	0	0
984	2/10/01 23:00		0	0	0
985	2/11/01 0:00		0	0	0
986	2/11/01 1:00		0	0	0
987	2/11/01 2:00		0	0	0
988	2/11/01 3:00		0	0	0
989	2/11/01 4:00		0	0	0
990	2/11/01 5:00		0	0	0
991	2/11/01 6:00		0	0	0
992	2/11/01 7:00	1294.4054	1287.93335	1.28793335	0.3219833374
993	2/11/01 8:00	33231.99	33065.82813	33.06582813	8.266457031
994	2/11/01 9:00	109614.32	109066.25	109.06625	27.2665625
995	2/11/01 10:00	143808.25	143089.2031	143.0892031	35.77230078
996	2/11/01 11:00	136232.75	135551.5938	135.5515938	33.88789844
997	2/11/01 12:00	97876.65	97387.26563	97.38726563	24.34681641
998	2/11/01 13:00	169664.02	168815.7031	168.8157031	42.20392578
999	2/11/01 14:00	98938.12	98443.42969	98.44342969	24.61085742
1000	2/11/01 15:00	112383.57	111821.6484	111.8216484	27.95541211
1001	2/11/01 16:00	54934.004	54659.33203	54.65933203	13.66483301
1002	2/11/01 17:00	2329.5479	2317.900146	2.317900146	0.5794750366
1003	2/11/01 18:00		0	0	0
1004	2/11/01 19:00		0	0	0
1005	2/11/01 20:00		0	0	0
1006	2/11/01 21:00		0	0	0
1007	2/11/01 22:00		0	0	0
1008	2/11/01 23:00		0	0	0
1009	2/12/01 0:00		0	0	0
1010	2/12/01 1:00		0	0	0
1011	2/12/01 2:00		0	0	0
1012	2/12/01 3:00		0	0	0
1013	2/12/01 4:00		0	0	0
1014	2/12/01 5:00		0	0	0
1015	2/12/01 6:00		0	0	0
1016	2/12/01 7:00	1299.9989	1293.498901	1.293498901	0.3233747253
1017	2/12/01 8:00	16703.875	16620.35547	16.62035547	4.155088867
1018	2/12/01 9:00	22759.924	22646.125	22.646125	5.66153125
1019	2/12/01 10:00	25334.986	25208.31055	25.20831055	6.302077637
1020	2/12/01 11:00	55053.914	54778.64453	54.77864453	13.69466113
1021	2/12/01 12:00	86178.805	85747.91406	85.74791406	21.43697852
1022	2/12/01 13:00	124454.586	123832.3125	123.8323125	30.95807813
1023	2/12/01 14:00	134246.39	133575.1563	133.5751563	33.39378906
1024	2/12/01 15:00	108776.76	108232.8672	108.2328672	27.0582168
1025	2/12/01 16:00	47800.266	47561.26563	47.56126563	11.89031641
1026	2/12/01 17:00	2405.999	2393.968994	2.393968994	0.5984922485
1027	2/12/01 18:00		0	0	0
1028	2/12/01 19:00		0	0	0
1029	2/12/01 20:00		0	0	0
1030	2/12/01 21:00		0	0	0
1031	2/12/01 22:00		0	0	0
1032	2/12/01 23:00		0	0	0
1033	2/13/01 0:00		0	0	0
1034	2/13/01 1:00		0	0	0
1035	2/13/01 2:00		0	0	0
1036	2/13/01 3:00		0	0	0
1037	2/13/01 4:00		0	0	0
1038	2/13/01 5:00		0	0	0
1039	2/13/01 6:00		0	0	0
1040	2/13/01 7:00	9128.95	9083.304688	9.083304688	2.270826172
1041	2/13/01 8:00	44400.5	44178.5	44.1785	11.044625
1042	2/13/01 9:00	73457.086	73089.79688	73.08979688	18.27244922
1043	2/13/01 10:00	79549.6	79151.85156	79.15185156	19.78796289

1044	2/13/01 11:00	128123.484	127482.8672	127.4828672	31.8707168
1045	2/13/01 12:00	121617.77	121009.6875	121.0096875	30.25242188
1046	2/13/01 13:00	91036.59	90581.41406	90.58141406	22.64535352
1047	2/13/01 14:00	89719.78	89271.17969	89.27117969	22.31779492
1048	2/13/01 15:00	18916.982	18822.39844	18.82239844	4.705599609
1049	2/13/01 16:00	48601.32	48358.31641	48.35831641	12.0895791
1050	2/13/01 17:00	3213.294	3197.227295	3.197227295	0.7993068237
1051	2/13/01 18:00		0	0	0
1052	2/13/01 19:00		0	0	0
1053	2/13/01 20:00		0	0	0
1054	2/13/01 21:00		0	0	0
1055	2/13/01 22:00		0	0	0
1056	2/13/01 23:00		0	0	0
1057	2/14/01 0:00		0	0	0
1058	2/14/01 1:00		0	0	0
1059	2/14/01 2:00		0	0	0
1060	2/14/01 3:00		0	0	0
1061	2/14/01 4:00		0	0	0
1062	2/14/01 5:00		0	0	0
1063	2/14/01 6:00		0	0	0
1064	2/14/01 7:00	11026.146	10971.01563	10.97101563	2.742753906
1065	2/14/01 8:00	57439.574	57152.375	57.152375	14.28809375
1066	2/14/01 9:00	111127.53	110571.8906	110.5718906	27.64297266
1067	2/14/01 10:00	151160.92	150405.125	150.405125	37.60128125
1068	2/14/01 11:00	178581.02	177688.1094	177.6881094	44.42202734
1069	2/14/01 12:00	183358.27	182441.4844	182.4414844	45.61037109
1070	2/14/01 13:00	180941.23	180036.5156	180.0365156	45.00912891
1071	2/14/01 14:00	156746.02	155962.2813	155.9622813	38.99057031
1072	2/14/01 15:00	111350.15	110793.3906	110.7933906	27.69834766
1073	2/14/01 16:00	52312.188	52050.625	52.050625	13.01265625
1074	2/14/01 17:00	2767.2778	2753.441406	2.753441406	0.6883603516
1075	2/14/01 18:00		0	0	0
1076	2/14/01 19:00		0	0	0
1077	2/14/01 20:00		0	0	0
1078	2/14/01 21:00		0	0	0
1079	2/14/01 22:00		0	0	0
1080	2/14/01 23:00		0	0	0
1081	2/15/01 0:00		0	0	0
1082	2/15/01 1:00		0	0	0
1083	2/15/01 2:00		0	0	0
1084	2/15/01 3:00		0	0	0
1085	2/15/01 4:00		0	0	0
1086	2/15/01 5:00		0	0	0
1087	2/15/01 6:00		0	0	0
1088	2/15/01 7:00	12148.239	12087.49805	12.08749805	3.021874512
1089	2/15/01 8:00	59006.41	58711.37891	58.71137891	14.67784473
1090	2/15/01 9:00	109590.58	109042.625	109.042625	27.26065625
1091	2/15/01 10:00	157847.53	157058.2969	157.0582969	39.26457422
1092	2/15/01 11:00	128092.28	127451.8203	127.4518203	31.86295508
1093	2/15/01 12:00	140256.97	139555.6875	139.5556875	34.88892188
1094	2/15/01 13:00	119001.2	118406.1953	118.4061953	29.60154883
1095	2/15/01 14:00	126487.234	125854.7969	125.8547969	31.46369922
1096	2/15/01 15:00	78925.46	78530.83594	78.53083594	19.63270898
1097	2/15/01 16:00	34578.22	34405.32422	34.40532422	8.601331055
1098	2/15/01 17:00	2653.2917	2640.025391	2.640025391	0.6600063477
1099	2/15/01 18:00		0	0	0
1100	2/15/01 19:00		0	0	0
1101	2/15/01 20:00		0	0	0
1102	2/15/01 21:00		0	0	0
1103	2/15/01 22:00		0	0	0
1104	2/15/01 23:00		0	0	0
1105	2/16/01 0:00		0	0	0
1106	2/16/01 1:00		0	0	0
1107	2/16/01 2:00		0	0	0
1108	2/16/01 3:00		0	0	0
1109	2/16/01 4:00		0	0	0
1110	2/16/01 5:00		0	0	0
1111	2/16/01 6:00		0	0	0
1112	2/16/01 7:00	12615.347	12552.26953	12.55226953	3.138067383
1113	2/16/01 8:00	57735.348	57446.66797	57.44666797	14.36166699
1114	2/16/01 9:00	112114.664	111554.0938	111.5540938	27.88852344
1115	2/16/01 10:00	159610.67	158812.625	158.812625	39.70315625
1116	2/16/01 11:00	188800.81	187856.8125	187.8568125	46.96420313
1117	2/16/01 12:00	200089.84	199089.3906	199.0893906	49.77234766
1118	2/16/01 13:00	178363.6	177471.7813	177.4717813	44.36794531
1119	2/16/01 14:00	164169.62	163348.7813	163.3487813	40.83719531
1120	2/16/01 15:00	118773.65	118179.7734	118.1797734	29.54494336
1121	2/16/01 16:00	60388.703	60086.75781	60.08675781	15.02168945
1122	2/16/01 17:00	4249.9634	4228.713867	4.228713867	1.057178467
1123	2/16/01 18:00		0	0	0
1124	2/16/01 19:00		0	0	0
1125	2/16/01 20:00		0	0	0
1126	2/16/01 21:00		0	0	0
1127	2/16/01 22:00		0	0	0
1128	2/16/01 23:00		0	0	0
1129	2/17/01 0:00		0	0	0
1130	2/17/01 1:00		0	0	0
1131	2/17/01 2:00		0	0	0
1132	2/17/01 3:00		0	0	0
1133	2/17/01 4:00		0	0	0
1134	2/17/01 5:00		0	0	0
1135	2/17/01 6:00		0	0	0
1136	2/17/01 7:00	4008.9915	3988.946533	3.988946533	0.9972366333
1137	2/17/01 8:00	18325.807	18234.17578	18.23417578	4.558543945
1138	2/17/01 9:00	19504.205	19406.68359	19.40668359	4.851670898

1139	2/17/01 10:00	32968.895	32804.05078	32.80405078	8.201012695
1140	2/17/01 11:00	33306.03	33139.50391	33.13950391	8.284875977
1141	2/17/01 12:00	47054.94	46819.66797	46.81966797	11.70491699
1142	2/17/01 13:00	53469.07	53201.72266	53.20172266	13.30043066
1143	2/17/01 14:00	39942.742	39743.02734	39.74302734	9.935756836
1144	2/17/01 15:00	25114.977	24989.40234	24.98940234	6.247350586
1145	2/17/01 16:00	10287.707	10236.26855	10.23626855	2.559067139
1146	2/17/01 17:00	409.0067	406.9616699	0.4069616699	0.1017404175
1147	2/17/01 18:00		0	0	0
1148	2/17/01 19:00		0	0	0
1149	2/17/01 20:00		0	0	0
1150	2/17/01 21:00		0	0	0
1151	2/17/01 22:00		0	0	0
1152	2/17/01 23:00		0	0	0
1153	2/18/01 0:00		0	0	0
1154	2/18/01 1:00		0	0	0
1155	2/18/01 2:00		0	0	0
1156	2/18/01 3:00		0	0	0
1157	2/18/01 4:00		0	0	0
1158	2/18/01 5:00		0	0	0
1159	2/18/01 6:00		0	0	0
1160	2/18/01 7:00	8081.5586	8041.150879	8.041150879	2.01028772
1161	2/18/01 8:00	28623.113	28479.99805	28.47999805	7.119999512
1162	2/18/01 9:00	27470.232	27332.88086	27.33288086	6.833220215
1163	2/18/01 10:00	49557.887	49310.09766	49.31009766	12.32752441
1164	2/18/01 11:00	37168.1	36982.26172	36.98226172	9.24556543
1165	2/18/01 12:00	135731.78	135053.125	135.053125	33.76328125
1166	2/18/01 13:00	181897.9	180988.4219	180.9884219	45.24710547
1167	2/18/01 14:00	25625.557	25497.42773	25.49742773	6.374356934
1168	2/18/01 15:00	20911.188	20806.63086	20.80663086	5.201657715
1169	2/18/01 16:00	44499.613	44277.11328	44.27711328	11.06927832
1170	2/18/01 17:00	4095.9705	4075.490723	4.075490723	1.018872681
1171	2/18/01 18:00		0	0	0
1172	2/18/01 19:00		0	0	0
1173	2/18/01 20:00		0	0	0
1174	2/18/01 21:00		0	0	0
1175	2/18/01 22:00		0	0	0
1176	2/18/01 23:00		0	0	0
1177	2/19/01 0:00		0	0	0
1178	2/19/01 1:00		0	0	0
1179	2/19/01 2:00		0	0	0
1180	2/19/01 3:00		0	0	0
1181	2/19/01 4:00		0	0	0
1182	2/19/01 5:00		0	0	0
1183	2/19/01 6:00		0	0	0
1184	2/19/01 7:00	14081.11	14010.70508	14.01070508	3.50267627
1185	2/19/01 8:00	63047.965	62732.72656	62.73272656	15.68318164
1186	2/19/01 9:00	121807.35	121198.3125	121.1983125	30.29957813
1187	2/19/01 10:00	124029.23	123409.0781	123.4090781	30.85226953
1188	2/19/01 11:00	34282.86	34111.44531	34.11144531	8.527861328
1189	2/19/01 12:00	87672.69	87234.32813	87.23432813	21.80858203
1190	2/19/01 13:00	167643.95	166805.7344	166.8057344	41.70143359
1191	2/19/01 14:00	62364.504	62052.68359	62.05268359	15.5131709
1192	2/19/01 15:00	58365.66	58073.83203	58.07383203	14.51845801
1193	2/19/01 16:00	7695.963	7657.48291	7.65748291	1.914370728
1194	2/19/01 17:00	267.8411	266.5018616	0.2665018616	0.06662546539
1195	2/19/01 18:00		0	0	0
1196	2/19/01 19:00		0	0	0
1197	2/19/01 20:00		0	0	0
1198	2/19/01 21:00		0	0	0
1199	2/19/01 22:00		0	0	0
1200	2/19/01 23:00		0	0	0
1201	2/20/01 0:00		0	0	0
1202	2/20/01 1:00		0	0	0
1203	2/20/01 2:00		0	0	0
1204	2/20/01 3:00		0	0	0
1205	2/20/01 4:00		0	0	0
1206	2/20/01 5:00		0	0	0
1207	2/20/01 6:00		0	0	0
1208	2/20/01 7:00	13073.824	13008.45508	13.00845508	3.25211377
1209	2/20/01 8:00	52400.75	52138.74609	52.13874609	13.03468652
1210	2/20/01 9:00	72065.04	71704.71875	71.70471875	17.92617969
1211	2/20/01 10:00	79535.33	79137.64844	79.13764844	19.78441211
1212	2/20/01 11:00	109343.83	108797.1094	108.7971094	27.19927734
1213	2/20/01 12:00	45975.938	45746.05859	45.74605859	11.43651465
1214	2/20/01 13:00	40668.074	40464.73438	40.46473438	10.11618359
1215	2/20/01 14:00	55147.01	54871.27734	54.87127734	13.71781934
1216	2/20/01 15:00	85329.516	84902.86719	84.90286719	21.2257168
1217	2/20/01 16:00	49385.793	49138.86328	49.13886328	12.28471582
1218	2/20/01 17:00	4925.936	4901.306641	4.901306641	1.22532666
1219	2/20/01 18:00		0	0	0
1220	2/20/01 19:00		0	0	0
1221	2/20/01 20:00		0	0	0
1222	2/20/01 21:00		0	0	0
1223	2/20/01 22:00		0	0	0
1224	2/20/01 23:00		0	0	0
1225	2/21/01 0:00		0	0	0
1226	2/21/01 1:00		0	0	0
1227	2/21/01 2:00		0	0	0
1228	2/21/01 3:00		0	0	0
1229	2/21/01 4:00		0	0	0
1230	2/21/01 5:00		0	0	0
1231	2/21/01 6:00		0	0	0
1232	2/21/01 7:00	3218.4912	3202.398682	3.202398682	0.8005996704
1233	2/21/01 8:00	31431.152	31273.99609	31.27399609	7.818499023

1234	2/21/01 9:00	34107.324	33936.78516	33.93678516	8.484196289
1235	2/21/01 10:00	78896.234	78501.75	78.50175	19.6254375
1236	2/21/01 11:00	32702.496	32538.98242	32.53898242	8.134745605
1237	2/21/01 12:00	35098.312	34922.82031	34.92282031	8.730705078
1238	2/21/01 13:00	115666.67	115088.3359	115.0883359	28.77208398
1239	2/21/01 14:00	56768.234	56484.39063	56.48439063	14.12109766
1240	2/21/01 15:00	96144.05	95663.32813	95.66332813	23.91583203
1241	2/21/01 16:00	62481.605	62169.19922	62.16919922	15.5422998
1242	2/21/01 17:00	6762.037	6728.227051	6.728227051	1.682056763
1243	2/21/01 18:00		0	0	0
1244	2/21/01 19:00		0	0	0
1245	2/21/01 20:00		0	0	0
1246	2/21/01 21:00		0	0	0
1247	2/21/01 22:00		0	0	0
1248	2/21/01 23:00		0	0	0
1249	2/22/01 0:00		0	0	0
1250	2/22/01 1:00		0	0	0
1251	2/22/01 2:00		0	0	0
1252	2/22/01 3:00		0	0	0
1253	2/22/01 4:00		0	0	0
1254	2/22/01 5:00		0	0	0
1255	2/22/01 6:00	0	0	0	0
1256	2/22/01 7:00	16435.738	16353.55859	16.35355859	4.088389648
1257	2/22/01 8:00	40482.992	40280.57813	40.28057813	10.07014453
1258	2/22/01 9:00	66577.96	66245.07031	66.24507031	16.56126758
1259	2/22/01 10:00	156194.94	155413.9531	155.4139531	38.85348828
1260	2/22/01 11:00	200813.84	199809.7813	199.8097813	49.95244531
1261	2/22/01 12:00	208177.45	207136.5625	207.1365625	51.78414063
1262	2/22/01 13:00	193688.8	192720.3594	192.7203594	48.18008984
1263	2/22/01 14:00	161011.47	160206.4063	160.2064063	40.05160156
1264	2/22/01 15:00	114548.1	113975.3594	113.9753594	28.49383984
1265	2/22/01 16:00	53254.86	52988.58203	52.98858203	13.24714551
1266	2/22/01 17:00	6066.1133	6035.782715	6.035782715	1.508945679
1267	2/22/01 18:00		0	0	0
1268	2/22/01 19:00		0	0	0
1269	2/22/01 20:00		0	0	0
1270	2/22/01 21:00		0	0	0
1271	2/22/01 22:00		0	0	0
1272	2/22/01 23:00		0	0	0
1273	2/23/01 0:00		0	0	0
1274	2/23/01 1:00		0	0	0
1275	2/23/01 2:00		0	0	0
1276	2/23/01 3:00		0	0	0
1277	2/23/01 4:00		0	0	0
1278	2/23/01 5:00		0	0	0
1279	2/23/01 6:00		0	0	0
1280	2/23/01 7:00	6581.681	6548.772949	6.548772949	1.637193237
1281	2/23/01 8:00	65753.02	65424.25781	65.42425781	16.35606445
1282	2/23/01 9:00	121795.57	121186.5938	121.1865938	30.29664844
1283	2/23/01 10:00	144689.7	143966.2656	143.9662656	35.99156641
1284	2/23/01 11:00	112360.84	111799.0391	111.7990391	27.94975977
1285	2/23/01 12:00	132471.08	131808.7188	131.8087188	32.95217969
1286	2/23/01 13:00	177282.31	176395.9063	176.3959063	44.09897656
1287	2/23/01 14:00	158585.47	157792.5469	157.7925469	39.44813672
1288	2/23/01 15:00	119023.32	118428.2031	118.4282031	29.60705078
1289	2/23/01 16:00	43977.2	43757.3125	43.7573125	10.93932813
1290	2/23/01 17:00	5097.2285	5071.742188	5.071742188	1.267935547
1291	2/23/01 18:00		0	0	0
1292	2/23/01 19:00		0	0	0
1293	2/23/01 20:00		0	0	0
1294	2/23/01 21:00		0	0	0
1295	2/23/01 22:00		0	0	0
1296	2/23/01 23:00		0	0	0
1297	2/24/01 0:00		0	0	0
1298	2/24/01 1:00		0	0	0
1299	2/24/01 2:00		0	0	0
1300	2/24/01 3:00		0	0	0
1301	2/24/01 4:00		0	0	0
1302	2/24/01 5:00		0	0	0
1303	2/24/01 6:00		0	0	0
1304	2/24/01 7:00	4917.6553	4893.066895	4.893066895	1.223266724
1305	2/24/01 8:00	14704.637	14631.11328	14.63111328	3.65777832
1306	2/24/01 9:00	21232.93	21126.76367	21.12676367	5.281690918
1307	2/24/01 10:00	51756.906	51498.12109	51.49812109	12.87453027
1308	2/24/01 11:00	53618.73	53350.63672	53.35063672	13.33765918
1309	2/24/01 12:00	36476.63	36294.24609	36.29424609	9.073561523
1310	2/24/01 13:00	32423.496	32261.37891	32.26137891	8.065344727
1311	2/24/01 14:00	26983.809	26848.88867	26.84888867	6.712222168
1312	2/24/01 15:00	42792.094	42578.13281	42.57813281	10.6445332
1313	2/24/01 16:00	32542.05	32379.33984	32.37933984	8.094834961
1314	2/24/01 17:00	3438.907	3421.712402	3.421712402	0.8554281006
1315	2/24/01 18:00		0	0	0
1316	2/24/01 19:00		0	0	0
1317	2/24/01 20:00		0	0	0
1318	2/24/01 21:00		0	0	0
1319	2/24/01 22:00		0	0	0
1320	2/24/01 23:00		0	0	0
1321	2/25/01 0:00		0	0	0
1322	2/25/01 1:00		0	0	0
1323	2/25/01 2:00		0	0	0
1324	2/25/01 3:00		0	0	0
1325	2/25/01 4:00		0	0	0
1326	2/25/01 5:00		0	0	0
1327	2/25/01 6:00	0	0	0	0
1328	2/25/01 7:00	20776.172	20672.29102	20.67229102	5.168072754

1329	2/25/01 8:00	64960.87	64636.06641	64.63606641	16.1590166
1330	2/25/01 9:00	113844.55	113275.3281	113.2753281	28.31883203
1331	2/25/01 10:00	164279.64	163458.2344	163.4582344	40.86455859
1332	2/25/01 11:00	115783.98	115205.0547	115.2050547	28.80126367
1333	2/25/01 12:00	159297.55	158501.0625	158.5010625	39.62526563
1334	2/25/01 13:00	202114.06	201103.4844	201.1034844	50.27587109
1335	2/25/01 14:00	130807.51	130153.4688	130.1534688	32.53836719
1336	2/25/01 15:00	18846.781	18752.54688	18.75254688	4.688136719
1337	2/25/01 16:00	64977.4	64652.51172	64.65251172	16.16312793
1338	2/25/01 17:00	8953.554	8908.786133	8.908786133	2.227196533
1339	2/25/01 18:00		0	0	0
1340	2/25/01 19:00		0	0	0
1341	2/25/01 20:00		0	0	0
1342	2/25/01 21:00		0	0	0
1343	2/25/01 22:00		0	0	0
1344	2/25/01 23:00		0	0	0
1345	2/26/01 0:00		0	0	0
1346	2/26/01 1:00		0	0	0
1347	2/26/01 2:00		0	0	0
1348	2/26/01 3:00		0	0	0
1349	2/26/01 4:00		0	0	0
1350	2/26/01 5:00		0	0	0
1351	2/26/01 6:00	0	0	0	0
1352	2/26/01 7:00	18961.297	18866.49023	18.86649023	4.716622559
1353	2/26/01 8:00	75953.98	75574.20313	75.57420313	18.89355078
1354	2/26/01 9:00	105843.055	105313.8359	105.3138359	26.32845898
1355	2/26/01 10:00	150042.75	149292.5313	149.2925313	37.32313281
1356	2/26/01 11:00	175308.06	174431.5313	174.4315313	43.60788281
1357	2/26/01 12:00	122105.95	121495.4297	121.4954297	30.37385742
1358	2/26/01 13:00	58514.66	58222.08594	58.22208594	14.55552148
1359	2/26/01 14:00	122939.8	122325.0938	122.3250938	30.58127344
1360	2/26/01 15:00	81005.6	80600.57031	80.60057031	20.15014258
1361	2/26/01 16:00	66216.38	65885.30469	65.88530469	16.47132617
1362	2/26/01 17:00	9702.822	9654.308594	9.654308594	2.413577148
1363	2/26/01 18:00		0	0	0
1364	2/26/01 19:00		0	0	0
1365	2/26/01 20:00		0	0	0
1366	2/26/01 21:00		0	0	0
1367	2/26/01 22:00		0	0	0
1368	2/26/01 23:00		0	0	0
1369	2/27/01 0:00		0	0	0
1370	2/27/01 1:00		0	0	0
1371	2/27/01 2:00		0	0	0
1372	2/27/01 3:00		0	0	0
1373	2/27/01 4:00		0	0	0
1374	2/27/01 5:00		0	0	0
1375	2/27/01 6:00	0	0	0	0
1376	2/27/01 7:00	20750.648	20646.89648	20.64689648	5.161724121
1377	2/27/01 8:00	74264.89	73893.5625	73.8935625	18.47339063
1378	2/27/01 9:00	129455.33	128808.0547	128.8080547	32.20201367
1379	2/27/01 10:00	176569.39	175686.5469	175.6865469	43.92163672
1380	2/27/01 11:00	204135.25	203114.5781	203.1145781	50.77864453
1381	2/27/01 12:00	213952.19	212882.4375	212.8824375	53.22606938
1382	2/27/01 13:00	204936.92	203912.2344	203.9122344	50.97805859
1383	2/27/01 14:00	175881.02	175001.6094	175.0016094	43.75040234
1384	2/27/01 15:00	132590.02	131927.0781	131.9270781	32.98176953
1385	2/27/01 16:00	71628.35	71270.21094	71.27021094	17.81755273
1386	2/27/01 17:00	10673.09	10619.72461	10.61972461	2.654931152
1387	2/27/01 18:00		0	0	0
1388	2/27/01 19:00		0	0	0
1389	2/27/01 20:00		0	0	0
1390	2/27/01 21:00		0	0	0
1391	2/27/01 22:00		0	0	0
1392	2/27/01 23:00		0	0	0
1393	2/28/01 0:00		0	0	0
1394	2/28/01 1:00		0	0	0
1395	2/28/01 2:00		0	0	0
1396	2/28/01 3:00		0	0	0
1397	2/28/01 4:00		0	0	0
1398	2/28/01 5:00		0	0	0
1399	2/28/01 6:00	0	0	0	0
1400	2/28/01 7:00	21610.879	21502.82422	21.50282422	5.375706055
1401	2/28/01 8:00	77904.89	77515.36719	77.51536719	19.3788418
1402	2/28/01 9:00	133713.25	133044.6875	133.0446875	33.26117188
1403	2/28/01 10:00	178284.9	177393.4844	177.3934844	44.34837109
1404	2/28/01 11:00	209235.2	208189.0156	208.1890156	52.04725391
1405	2/28/01 12:00	218054.34	216964.0625	216.9640625	54.24101563
1406	2/28/01 13:00	208211.34	207170.2813	207.1702813	51.79257031
1407	2/28/01 14:00	182027.12	181116.9844	181.1169844	45.27924609
1408	2/28/01 15:00	135336.75	134660.0781	134.6600781	33.66501953
1409	2/28/01 16:00	67159.14	66823.34375	66.82334375	16.70583594
1410	2/28/01 17:00	10790.303	10736.35059	10.73635059	2.684087646
1411	2/28/01 18:00		0	0	0
1412	2/28/01 19:00		0	0	0
1413	2/28/01 20:00		0	0	0
1414	2/28/01 21:00		0	0	0
1415	2/28/01 22:00		0	0	0
1416	2/28/01 23:00		0	0	0
1417	3/1/02 0:00		0	0	0
1418	3/1/02 1:00		0	0	0
1419	3/1/02 2:00		0	0	0
1420	3/1/02 3:00		0	0	0
1421	3/1/02 4:00		0	0	0
1422	3/1/02 5:00		0	0	0
1423	3/1/02 6:00	0	0	0	0

1424	3/1/02 7:00	22230.168	22119.01758	22.11901758	5.529754395
1425	3/1/02 8:00	76995.51	76610.53125	76.61053125	19.15263281
1426	3/1/02 9:00	133289.05	132622.5938	132.6225938	33.15564844
1427	3/1/02 10:00	182620.28	181707.1719	181.7071719	45.42679297
1428	3/1/02 11:00	211139.45	210083.7656	210.0837656	52.52094141
1429	3/1/02 12:00	217739.83	216651.125	216.651125	54.16278125
1430	3/1/02 13:00	206957.48	205922.6875	205.9226875	51.48067188
1431	3/1/02 14:00	179261.33	178365.0156	178.3650156	44.59125391
1432	3/1/02 15:00	137450.8	136763.5469	136.7635469	34.19088672
1433	3/1/02 16:00	76674.3	76290.92188	76.29092188	19.07273047
1434	3/1/02 17:00	12522.632	12460.01855	12.46001855	3.115004639
1435	3/1/02 18:00		0	0	0
1436	3/1/02 19:00		0	0	0
1437	3/1/02 20:00		0	0	0
1438	3/1/02 21:00		0	0	0
1439	3/1/02 22:00		0	0	0
1440	3/1/02 23:00		0	0	0
1441	3/2/02 0:00		0	0	0
1442	3/2/02 1:00		0	0	0
1443	3/2/02 2:00		0	0	0
1444	3/2/02 3:00		0	0	0
1445	3/2/02 4:00		0	0	0
1446	3/2/02 5:00		0	0	0
1447	3/2/02 6:00	0	0	0	0
1448	3/2/02 7:00	23830.803	23711.64844	23.71164844	5.927912109
1449	3/2/02 8:00	79946.64	79546.90625	79.54690625	19.88672656
1450	3/2/02 9:00	133770.2	133101.3438	133.1013438	33.27533594
1451	3/2/02 10:00	178493.98	177601.5156	177.6015156	44.40037891
1452	3/2/02 11:00	208034.58	206994.4063	206.9944063	51.74860156
1453	3/2/02 12:00	210312.61	209261.0469	209.2610469	52.31526172
1454	3/2/02 13:00	203317.45	202300.875	202.300875	50.57521875
1455	3/2/02 14:00	180446.58	179544.3438	179.5443438	44.88608594
1456	3/2/02 15:00	130397.414	129745.4297	129.7454297	32.43635742
1457	3/2/02 16:00	75540.72	75163.01563	75.16301563	18.79075391
1458	3/2/02 17:00	12436.464	12374.28125	12.37428125	3.093570313
1459	3/2/02 18:00		0	0	0
1460	3/2/02 19:00		0	0	0
1461	3/2/02 20:00		0	0	0
1462	3/2/02 21:00		0	0	0
1463	3/2/02 22:00		0	0	0
1464	3/2/02 23:00		0	0	0
1465	3/3/02 0:00		0	0	0
1466	3/3/02 1:00		0	0	0
1467	3/3/02 2:00		0	0	0
1468	3/3/02 3:00		0	0	0
1469	3/3/02 4:00		0	0	0
1470	3/3/02 5:00		0	0	0
1471	3/3/02 6:00	73.43712	73.06993103	0.07306993103	0.01826748276
1472	3/3/02 7:00	24894.736	24770.26172	24.77026172	6.19256543
1473	3/3/02 8:00	80337.62	79935.92969	79.93592969	19.98398242
1474	3/3/02 9:00	136103.53	135423.0156	135.4230156	33.85575391
1475	3/3/02 10:00	174320.17	173448.5781	173.4485781	43.36214453
1476	3/3/02 11:00	203207.7	202191.6719	202.1916719	50.54791797
1477	3/3/02 12:00	207390.1	206353.1563	206.3531563	51.58828906
1478	3/3/02 13:00	204928.97	203904.3281	203.9043281	50.97608203
1479	3/3/02 14:00	177212.8	176326.7344	176.3267344	44.08168359
1480	3/3/02 15:00	132946.7	132281.9688	132.2819688	33.07049219
1481	3/3/02 16:00	67052.14	66716.88281	66.71688281	16.6792207
1482	3/3/02 17:00	11741.557	11682.84961	11.68284961	2.920712402
1483	3/3/02 18:00		0	0	0
1484	3/3/02 19:00		0	0	0
1485	3/3/02 20:00		0	0	0
1486	3/3/02 21:00		0	0	0
1487	3/3/02 22:00		0	0	0
1488	3/3/02 23:00		0	0	0
1489	3/4/02 0:00		0	0	0
1490	3/4/02 1:00		0	0	0
1491	3/4/02 2:00		0	0	0
1492	3/4/02 3:00		0	0	0
1493	3/4/02 4:00		0	0	0
1494	3/4/02 5:00		0	0	0
1495	3/4/02 6:00	0	0	0	0
1496	3/4/02 7:00	25109.375	24983.82813	24.98382813	6.245957031
1497	3/4/02 8:00	77746.91	77358.17188	77.35817188	19.33954297
1498	3/4/02 9:00	130514.6	129862.0313	129.8620313	32.46550781
1499	3/4/02 10:00	172796.6	171932.625	171.932625	42.98315625
1500	3/4/02 11:00	198593.14	197600.1875	197.6001875	49.40004688
1501	3/4/02 12:00	207630.17	206592.0156	206.5920156	51.64800391
1502	3/4/02 13:00	203974.4	202954.5313	202.9545313	50.73863281
1503	3/4/02 14:00	174793.73	173919.7656	173.9197656	43.47994141
1504	3/4/02 15:00	134591.05	133918.0938	133.9180938	33.47952344
1505	3/4/02 16:00	74393.07	74021.10156	74.02110156	18.50527539
1506	3/4/02 17:00	17849.725	17760.47656	17.76047656	4.440119141
1507	3/4/02 18:00		0	0	0
1508	3/4/02 19:00		0	0	0
1509	3/4/02 20:00		0	0	0
1510	3/4/02 21:00		0	0	0
1511	3/4/02 22:00		0	0	0
1512	3/4/02 23:00		0	0	0
1513	3/5/02 0:00		0	0	0
1514	3/5/02 1:00		0	0	0
1515	3/5/02 2:00		0	0	0
1516	3/5/02 3:00		0	0	0
1517	3/5/02 4:00		0	0	0
1518	3/5/02 5:00		0	0	0

1519	3/5/02 6:00	37.289867	37.10341644	0.03710341644	0.009275854111
1520	3/5/02 7:00	26288.783	26157.33984	26.15733984	6.539334961
1521	3/5/02 8:00	83697.6	83279.10938	83.27910938	20.81977734
1522	3/5/02 9:00	138072.4	137382.0469	137.3820469	34.34551172
1523	3/5/02 10:00	182830.52	181916.3594	181.9163594	45.47908984
1524	3/5/02 11:00	139264.55	138568.2188	138.5682188	34.64205469
1525	3/5/02 12:00	114022.39	113452.2813	113.4522813	28.36307031
1526	3/5/02 13:00	69165.11	68819.28125	68.81928125	17.20482031
1527	3/5/02 14:00	65167.316	64841.47656	64.84147656	16.21036914
1528	3/5/02 15:00	56331.723	56050.0625	56.0500625	14.01251563
1529	3/5/02 16:00	38241.18	38049.97266	38.04997266	9.512493164
1530	3/5/02 17:00	7650.213	7611.961914	7.611961914	1.902990479
1531	3/5/02 18:00	0	0	0	0
1532	3/5/02 19:00	0	0	0	0
1533	3/5/02 20:00	0	0	0	0
1534	3/5/02 21:00	0	0	0	0
1535	3/5/02 22:00	0	0	0	0
1536	3/5/02 23:00	0	0	0	0
1537	3/6/02 0:00	0	0	0	0
1538	3/6/02 1:00	0	0	0	0
1539	3/6/02 2:00	0	0	0	0
1540	3/6/02 3:00	0	0	0	0
1541	3/6/02 4:00	0	0	0	0
1542	3/6/02 5:00	0	0	0	0
1543	3/6/02 6:00	0	0	0	0
1544	3/6/02 7:00	5691.3066	5662.850098	5.662850098	1.415712524
1545	3/6/02 8:00	48615.344	48372.26563	48.37226563	12.09306641
1546	3/6/02 9:00	34298.926	34127.43359	34.12743359	8.531858398
1547	3/6/02 10:00	85459.37	85032.07031	85.03207031	21.25801758
1548	3/6/02 11:00	199545.61	198547.875	198.547875	49.63696875
1549	3/6/02 12:00	158100.28	157309.7813	157.3097813	39.32744531
1550	3/6/02 13:00	63657.15	63338.86328	63.33886328	15.83471582
1551	3/6/02 14:00	149367.31	148620.4688	148.6204688	37.15511719
1552	3/6/02 15:00	116246.44	115665.2031	115.6652031	28.91630078
1553	3/6/02 16:00	34803.402	34629.38672	34.62938672	8.65734668
1554	3/6/02 17:00	7032.9683	6997.803711	6.997803711	1.749450928
1555	3/6/02 18:00	0	0	0	0
1556	3/6/02 19:00	0	0	0	0
1557	3/6/02 20:00	0	0	0	0
1558	3/6/02 21:00	0	0	0	0
1559	3/6/02 22:00	0	0	0	0
1560	3/6/02 23:00	0	0	0	0
1561	3/7/02 0:00	0	0	0	0
1562	3/7/02 1:00	0	0	0	0
1563	3/7/02 2:00	0	0	0	0
1564	3/7/02 3:00	0	0	0	0
1565	3/7/02 4:00	0	0	0	0
1566	3/7/02 5:00	0	0	0	0
1567	3/7/02 6:00	389.51624	387.5686646	0.3875686646	0.09689216614
1568	3/7/02 7:00	25734.525	25605.85352	25.60585352	6.401463379
1569	3/7/02 8:00	27990.125	27850.17383	27.85017383	6.962543457
1570	3/7/02 9:00	47012.387	46777.32422	46.77732422	11.69433105
1571	3/7/02 10:00	46531.367	46298.71094	46.29871094	11.57467773
1572	3/7/02 11:00	114901.78	114327.2734	114.3272734	28.58181836
1573	3/7/02 12:00	82790.4	82376.44531	82.37644531	20.59411133
1574	3/7/02 13:00	177668.81	176780.4688	176.7804688	44.19511719
1575	3/7/02 14:00	186687.3	185753.8594	185.7538594	46.43846484
1576	3/7/02 15:00	139793.81	139094.8438	139.0948438	34.77371094
1577	3/7/02 16:00	86370.76	85938.90625	85.93890625	21.48472656
1578	3/7/02 17:00	21195.98	21090	21.09	5.2725
1579	3/7/02 18:00	0	0	0	0
1580	3/7/02 19:00	0	0	0	0
1581	3/7/02 20:00	0	0	0	0
1582	3/7/02 21:00	0	0	0	0
1583	3/7/02 22:00	0	0	0	0
1584	3/7/02 23:00	0	0	0	0
1585	3/8/02 0:00	0	0	0	0
1586	3/8/02 1:00	0	0	0	0
1587	3/8/02 2:00	0	0	0	0
1588	3/8/02 3:00	0	0	0	0
1589	3/8/02 4:00	0	0	0	0
1590	3/8/02 5:00	0	0	0	0
1591	3/8/02 6:00	126.89613	126.2616577	0.1262616577	0.03156541443
1592	3/8/02 7:00	31403.576	31246.55859	31.24655859	7.811639648
1593	3/8/02 8:00	87372.11	86935.25	86.93525	21.7338125
1594	3/8/02 9:00	146382.88	145650.9688	145.6509688	36.41274219
1595	3/8/02 10:00	186568.16	185635.3125	185.6353125	46.40882813
1596	3/8/02 11:00	216789.11	215705.1719	215.7051719	53.92629297
1597	3/8/02 12:00	223374.92	222258.0625	222.2580625	55.56451563
1598	3/8/02 13:00	213561.94	212494.1406	212.4941406	53.12353516
1599	3/8/02 14:00	192379.08	191417.1719	191.4171719	47.85429297
1600	3/8/02 15:00	141427.19	140720.0625	140.7200625	35.18001563
1601	3/8/02 16:00	79706.445	79307.91406	79.30791406	19.82697852
1602	3/8/02 17:00	20379.17	20277.27344	20.27727344	5.069318359
1603	3/8/02 18:00	0	0	0	0
1604	3/8/02 19:00	0	0	0	0
1605	3/8/02 20:00	0	0	0	0
1606	3/8/02 21:00	0	0	0	0
1607	3/8/02 22:00	0	0	0	0
1608	3/8/02 23:00	0	0	0	0
1609	3/9/02 0:00	0	0	0	0
1610	3/9/02 1:00	0	0	0	0
1611	3/9/02 2:00	0	0	0	0
1612	3/9/02 3:00	0	0	0	0
1613	3/9/02 4:00	0	0	0	0

1614	3/9/02 5:00	0	0	0
1615	3/9/02 6:00 515.819	513.2398682	0.5132398682	0.128309967
1616	3/9/02 7:00 25982.414	25852.50195	25.85250195	6.463125488
1617	3/9/02 8:00 69590.54	69242.58594	69.24258594	17.31064648
1618	3/9/02 9:00 113436.97	112869.7891	112.8697891	28.21744727
1619	3/9/02 10:00 123094.82	122479.3438	122.4793438	30.61983594
1620	3/9/02 11:00 130032.04	129381.8828	129.3818828	32.3454707
1621	3/9/02 12:00 92038.51	91578.3125	91.5783125	22.89457813
1622	3/9/02 13:00 110536.7	109984.0156	109.9840156	27.49600391
1623	3/9/02 14:00 133581.73	132913.8281	132.9138281	33.22845703
1624	3/9/02 15:00 146357.14	145625.3594	145.6253594	36.40633984
1625	3/9/02 16:00 56297.277	56015.78906	56.01578906	14.00394727
1626	3/9/02 17:00 14236.009	14164.8291	14.1648291	3.541207275
1627	3/9/02 18:00	0	0	0
1628	3/9/02 19:00	0	0	0
1629	3/9/02 20:00	0	0	0
1630	3/9/02 21:00	0	0	0
1631	3/9/02 22:00	0	0	0
1632	3/9/02 23:00	0	0	0
1633	3/10/02 0:00	0	0	0
1634	3/10/02 1:00	0	0	0
1635	3/10/02 2:00	0	0	0
1636	3/10/02 3:00	0	0	0
1637	3/10/02 4:00	0	0	0
1638	3/10/02 5:00	0	0	0
1639	3/10/02 6:00 0	0	0	0
1640	3/10/02 7:00 20376.502	20274.61914	20.27461914	5.068654785
1641	3/10/02 8:00 43620.34	43402.23828	43.40223828	10.85055957
1642	3/10/02 9:00 73787.98	73419.03906	73.41903906	18.35475977
1643	3/10/02 10:00 144026.3	143306.1719	143.3061719	35.82654297
1644	3/10/02 11:00 177364.66	176477.8438	176.4778438	44.11946094
1645	3/10/02 12:00 218926.97	217832.3281	217.8323281	54.45808203
1646	3/10/02 13:00 215864.39	214785.0781	214.7850781	53.69626953
1647	3/10/02 14:00 183757.12	182838.3438	182.8383438	45.70958594
1648	3/10/02 15:00 120965.44	120360.6094	120.3606094	30.09015234
1649	3/10/02 16:00 86761.89	86328.07813	86.32807813	21.58201953
1650	3/10/02 17:00 23069.064	22953.71875	22.95371875	5.738429688
1651	3/10/02 18:00	0	0	0
1652	3/10/02 19:00	0	0	0
1653	3/10/02 20:00	0	0	0
1654	3/10/02 21:00	0	0	0
1655	3/10/02 22:00	0	0	0
1656	3/10/02 23:00	0	0	0
1657	3/11/02 0:00	0	0	0
1658	3/11/02 1:00	0	0	0
1659	3/11/02 2:00	0	0	0
1660	3/11/02 3:00	0	0	0
1661	3/11/02 4:00	0	0	0
1662	3/11/02 5:00	0	0	0
1663	3/11/02 6:00 56.786205	56.50227356	0.05650227356	0.01412556839
1664	3/11/02 7:00 30890.219	30735.76758	30.73576758	7.683941895
1665	3/11/02 8:00 88815.97	88371.89063	88.37189063	22.09297266
1666	3/11/02 9:00 139416.47	138719.3906	138.7193906	34.67984766
1667	3/11/02 10:00 177406.38	176519.3438	176.5193438	44.12983594
1668	3/11/02 11:00 203867.53	202848.1875	202.8481875	50.71204688
1669	3/11/02 12:00 188878.34	187933.9375	187.9339375	46.98348438
1670	3/11/02 13:00 114398.64	113826.6484	113.8266484	28.45666211
1671	3/11/02 14:00 90823.016	90368.89844	90.36889844	22.59222461
1672	3/11/02 15:00 144320.84	143599.2344	143.5992344	35.89980859
1673	3/11/02 16:00 60528.6	60225.95703	60.22595703	15.05648926
1674	3/11/02 17:00 10150.391	10099.63867	10.09963867	2.524909668
1675	3/11/02 18:00	0	0	0
1676	3/11/02 19:00	0	0	0
1677	3/11/02 20:00	0	0	0
1678	3/11/02 21:00	0	0	0
1679	3/11/02 22:00	0	0	0
1680	3/11/02 23:00	0	0	0
1681	3/12/02 0:00	0	0	0
1682	3/12/02 1:00	0	0	0
1683	3/12/02 2:00	0	0	0
1684	3/12/02 3:00	0	0	0
1685	3/12/02 4:00	0	0	0
1686	3/12/02 5:00	0	0	0
1687	3/12/02 6:00 57.288147	57.00170517	0.05700170517	0.01425042629
1688	3/12/02 7:00 22659.842	22546.54297	22.54654297	5.636635742
1689	3/12/02 8:00 73590.96	73223.00781	73.22300781	18.30575195
1690	3/12/02 9:00 136723	136039.3906	136.0393906	34.00984766
1691	3/12/02 10:00 173082.47	172217.0625	172.2170625	43.05426563
1692	3/12/02 11:00 141594.77	140886.7813	140.8867813	35.22169531
1693	3/12/02 12:00 149942.73	149193.0156	149.1930156	37.29825391
1694	3/12/02 13:00 129913.055	129263.4922	129.2634922	32.31587305
1695	3/12/02 14:00 110747.47	110193.7344	110.1937344	27.54843359
1696	3/12/02 15:00 66634.805	66301.625	66.301625	16.57540625
1697	3/12/02 16:00 39367.312	39170.47656	39.17047656	9.792619141
1698	3/12/02 17:00 9592.473	9544.509766	9.544509766	2.386127441
1699	3/12/02 18:00	0	0	0
1700	3/12/02 19:00	0	0	0
1701	3/12/02 20:00	0	0	0
1702	3/12/02 21:00	0	0	0
1703	3/12/02 22:00	0	0	0
1704	3/12/02 23:00	0	0	0
1705	3/13/02 0:00	0	0	0
1706	3/13/02 1:00	0	0	0
1707	3/13/02 2:00	0	0	0
1708	3/13/02 3:00	0	0	0

1709	3/13/02 4:00	0	0	0
1710	3/13/02 5:00	0	0	0
1711	3/13/02 6:00 349.6911	347.942627	0.347942627	0.08698565674
1712	3/13/02 7:00 37472.273	37284.91016	37.28491016	9.321227539
1713	3/13/02 8:00 97961.07	97471.26563	97.47126563	24.36781641
1714	3/13/02 9:00 156209.17	155428.125	155.428125	38.85703125
1715	3/13/02 10:00 201841.05	200831.8438	200.8318438	50.20796094
1716	3/13/02 11:00 228705.4	227561.875	227.561875	56.89046875
1717	3/13/02 12:00 208358.28	207316.4844	207.3164844	51.82912109
1718	3/13/02 13:00 151280.38	150523.9688	150.5239688	37.63099219
1719	3/13/02 14:00 188123.44	187182.8125	187.1828125	46.79570313
1720	3/13/02 15:00 146446.25	145714.0156	145.7140156	36.42850391
1721	3/13/02 16:00 85845.414	85416.1875	85.4161875	21.35404688
1722	3/13/02 17:00 14702.115	14628.60449	14.62860449	3.657151123
1723	3/13/02 18:00 0	0	0	0
1724	3/13/02 19:00	0	0	0
1725	3/13/02 20:00	0	0	0
1726	3/13/02 21:00	0	0	0
1727	3/13/02 22:00	0	0	0
1728	3/13/02 23:00	0	0	0
1729	3/14/02 0:00	0	0	0
1730	3/14/02 1:00	0	0	0
1731	3/14/02 2:00	0	0	0
1732	3/14/02 3:00	0	0	0
1733	3/14/02 4:00	0	0	0
1734	3/14/02 5:00	0	0	0
1735	3/14/02 6:00 480.5606	478.1578064	0.4781578064	0.1195394516
1736	3/14/02 7:00 40085.86	39885.42969	39.88542969	9.971357422
1737	3/14/02 8:00 100536.99	100034.3047	100.0343047	25.00857617
1738	3/14/02 9:00 157883.25	157093.8438	157.0938438	39.27346094
1739	3/14/02 10:00 200307.44	199305.9063	199.3059063	49.82647656
1740	3/14/02 11:00 229452.11	228304.8594	228.3048594	57.07621484
1741	3/14/02 12:00 242358.28	241146.4844	241.1464844	60.28662109
1742	3/14/02 13:00 231204.34	230048.3281	230.0483281	57.51208203
1743	3/14/02 14:00 196070.73	195090.375	195.090375	48.77259375
1744	3/14/02 15:00 148999.05	148254.0469	148.2540469	37.06351172
1745	3/14/02 16:00 92969.67	92504.82813	92.50482813	23.12620703
1746	3/14/02 17:00 12698.403	12634.91113	12.63491113	3.158727783
1747	3/14/02 18:00 0	0	0	0
1748	3/14/02 19:00	0	0	0
1749	3/14/02 20:00	0	0	0
1750	3/14/02 21:00	0	0	0
1751	3/14/02 22:00	0	0	0
1752	3/14/02 23:00	0	0	0
1753	3/15/02 0:00	0	0	0
1754	3/15/02 1:00	0	0	0
1755	3/15/02 2:00	0	0	0
1756	3/15/02 3:00	0	0	0
1757	3/15/02 4:00	0	0	0
1758	3/15/02 5:00	0	0	0
1759	3/15/02 6:00 757.83026	754.0411377	0.7540411377	0.1885102844
1760	3/15/02 7:00 38527.156	38334.51953	38.33451953	9.583629883
1761	3/15/02 8:00 95048.31	94573.07031	94.57307031	23.64326758
1762	3/15/02 9:00 147122.61	146386.9844	146.3869844	36.59674609
1763	3/15/02 10:00 203355.1	202338.3281	202.3383281	50.58458203
1764	3/15/02 11:00 230306.58	229155.0469	229.1550469	57.28876172
1765	3/15/02 12:00 242575.55	241362.6719	241.3626719	60.34066797
1766	3/15/02 13:00 228468.75	227326.4063	227.3264063	56.83160156
1767	3/15/02 14:00 199439.33	198442.125	198.442125	49.61053125
1768	3/15/02 15:00 22913.291	22798.72461	22.79872461	5.699681152
1769	3/15/02 16:00 89693.195	89244.72656	89.24472656	22.31118164
1770	3/15/02 17:00 24746.635	24622.90234	24.62290234	6.155725586
1771	3/15/02 18:00 0	0	0	0
1772	3/15/02 19:00	0	0	0
1773	3/15/02 20:00	0	0	0
1774	3/15/02 21:00	0	0	0
1775	3/15/02 22:00	0	0	0
1776	3/15/02 23:00	0	0	0
1777	3/16/02 0:00	0	0	0
1778	3/16/02 1:00	0	0	0
1779	3/16/02 2:00	0	0	0
1780	3/16/02 3:00	0	0	0
1781	3/16/02 4:00	0	0	0
1782	3/16/02 5:00	0	0	0
1783	3/16/02 6:00 2022.7136	2012.600098	2.012600098	0.5031500244
1784	3/16/02 7:00 42927.895	42713.25391	42.71325391	10.67831348
1785	3/16/02 8:00 104788.15	104264.2031	104.2642031	26.06605078
1786	3/16/02 9:00 161639.73	160831.5469	160.8315469	40.20788672
1787	3/16/02 10:00 208359.25	207317.4531	207.3174531	51.82936328
1788	3/16/02 11:00 215055.69	213980.4219	213.9804219	53.49510547
1789	3/16/02 12:00 229360.39	228213.5938	228.2135938	57.05339844
1790	3/16/02 13:00 169075.39	168230.0156	168.2300156	42.05750391
1791	3/16/02 14:00 149182	148436.0938	148.4360938	37.10902344
1792	3/16/02 15:00 153450.9	152683.6406	152.6836406	38.17091016
1793	3/16/02 16:00 96084.7	95604.28125	95.60428125	23.90107031
1794	3/16/02 17:00 26642.02	26508.81055	26.50881055	6.627202637
1795	3/16/02 18:00 0	0	0	0
1796	3/16/02 19:00	0	0	0
1797	3/16/02 20:00	0	0	0
1798	3/16/02 21:00	0	0	0
1799	3/16/02 22:00	0	0	0
1800	3/16/02 23:00	0	0	0
1801	3/17/02 0:00	0	0	0
1802	3/17/02 1:00	0	0	0
1803	3/17/02 2:00	0	0	0

1804	3/17/02 3:00	0	0	0
1805	3/17/02 4:00	0	0	0
1806	3/17/02 5:00	0	0	0
1807	3/17/02 6:00 609.2693	606.2229614	0.6062229614	0.1515557404
1808	3/17/02 7:00 17167.982	17082.14258	17.08214258	4.270535645
1809	3/17/02 8:00 18094.201	18003.72852	18.00372852	4.500932129
1810	3/17/02 9:00 27001.484	26866.47656	26.86647656	6.716619141
1811	3/17/02 10:00 33309.812	33143.26563	33.14326563	8.285816406
1812	3/17/02 11:00 159090.31	158294.8594	158.2948594	39.57371484
1813	3/17/02 12:00 166287.42	165455.9844	165.4559844	41.36399609
1814	3/17/02 13:00 95137.23	94661.53906	94.66153906	23.66538477
1815	3/17/02 14:00 180513.03	179610.4531	179.6104531	44.90261328
1816	3/17/02 15:00 23036.83	22921.64648	22.92164648	5.730411621
1817	3/17/02 16:00 40096.902	39896.41797	39.89641797	9.974104492
1818	3/17/02 17:00 3597.8752	3579.885986	3.579885986	0.8949714966
1819	3/17/02 18:00	0	0	0
1820	3/17/02 19:00	0	0	0
1821	3/17/02 20:00	0	0	0
1822	3/17/02 21:00	0	0	0
1823	3/17/02 22:00	0	0	0
1824	3/17/02 23:00	0	0	0
1825	3/18/02 0:00	0	0	0
1826	3/18/02 1:00	0	0	0
1827	3/18/02 2:00	0	0	0
1828	3/18/02 3:00	0	0	0
1829	3/18/02 4:00	0	0	0
1830	3/18/02 5:00	0	0	0
1831	3/18/02 6:00 3024.3064	3009.184814	3.009184814	0.7522962036
1832	3/18/02 7:00 45392.887	45165.92188	45.16592188	11.29148047
1833	3/18/02 8:00 107821.65	107282.5391	107.2825391	26.82063477
1834	3/18/02 9:00 164783.06	163959.1406	163.9591406	40.98978516
1835	3/18/02 10:00 211023.53	209968.4219	209.9684219	52.49210547
1836	3/18/02 11:00 239985.03	238785.1094	238.7851094	59.69627734
1837	3/18/02 12:00 247445.55	246208.3125	246.2083125	61.55207813
1838	3/18/02 13:00 235512.17	234334.6094	234.3346094	58.58365234
1839	3/18/02 14:00 201051.31	200046.0625	200.0460625	50.01151563
1840	3/18/02 15:00 153508.34	152740.7969	152.7407969	38.18519922
1841	3/18/02 16:00 96475.92	95993.54688	95.99354688	23.99838672
1842	3/18/02 17:00 20725.54	20621.91016	20.62191016	5.155477539
1843	3/18/02 18:00 51.463913	51.20659256	0.05120659256	0.01280164814
1844	3/18/02 19:00	0	0	0
1845	3/18/02 20:00	0	0	0
1846	3/18/02 21:00	0	0	0
1847	3/18/02 22:00	0	0	0
1848	3/18/02 23:00	0	0	0
1849	3/19/02 0:00	0	0	0
1850	3/19/02 1:00	0	0	0
1851	3/19/02 2:00	0	0	0
1852	3/19/02 3:00	0	0	0
1853	3/19/02 4:00	0	0	0
1854	3/19/02 5:00	0	0	0
1855	3/19/02 6:00 3775.0525	3756.177246	3.756177246	0.9390443115
1856	3/19/02 7:00 46680.582	46447.17969	46.44717969	11.61179492
1857	3/19/02 8:00 102489.11	101976.6641	101.9766641	25.49416602
1858	3/19/02 9:00 164552.81	163730.0469	163.7300469	40.93251172
1859	3/19/02 10:00 207019.98	205984.8906	205.9848906	51.49622266
1860	3/19/02 11:00 231694.8	230536.3281	230.5363281	57.63408203
1861	3/19/02 12:00 224964.06	223839.25	223.83925	55.9598125
1862	3/19/02 13:00 225333.72	224207.0625	224.2070625	56.05176563
1863	3/19/02 14:00 181331.48	180424.8281	180.4248281	45.10620703
1864	3/19/02 15:00 148661.97	147918.6563	147.9186563	36.97966406
1865	3/19/02 16:00 91096.94	90641.45313	90.64145313	22.66036328
1866	3/19/02 17:00 26361.316	26229.51172	26.22951172	6.55737793
1867	3/19/02 18:00 50.955547	50.70076752	0.05070076752	0.01267519188
1868	3/19/02 19:00	0	0	0
1869	3/19/02 20:00	0	0	0
1870	3/19/02 21:00	0	0	0
1871	3/19/02 22:00	0	0	0
1872	3/19/02 23:00	0	0	0
1873	3/20/02 0:00	0	0	0
1874	3/20/02 1:00	0	0	0
1875	3/20/02 2:00	0	0	0
1876	3/20/02 3:00	0	0	0
1877	3/20/02 4:00	0	0	0
1878	3/20/02 5:00	0	0	0
1879	3/20/02 6:00 3162.204	3146.393066	3.146393066	0.7865982666
1880	3/20/02 7:00 41538.395	41330.69922	41.33069922	10.3326748
1881	3/20/02 8:00 89223.91	88777.78906	88.77778906	22.19444727
1882	3/20/02 9:00 138437.6	137745.4063	137.7454063	34.43635156
1883	3/20/02 10:00 188905.2	187960.6875	187.9606875	46.99017188
1884	3/20/02 11:00 222081.03	220970.625	220.970625	55.24265625
1885	3/20/02 12:00 229243.9	228097.6875	228.0976875	57.02442188
1886	3/20/02 13:00 214773.7	213699.8438	213.6998438	53.42496094
1887	3/20/02 14:00 150360.8	149608.9844	149.6089844	37.40224609
1888	3/20/02 15:00 120192.6	119591.6406	119.5916406	29.89791016
1889	3/20/02 16:00 51677.363	51418.97656	51.41897656	12.85474414
1890	3/20/02 17:00 28348.355	28206.61523	28.20661523	7.051653809
1891	3/20/02 18:00 0	0	0	0
1892	3/20/02 19:00	0	0	0
1893	3/20/02 20:00	0	0	0
1894	3/20/02 21:00	0	0	0
1895	3/20/02 22:00	0	0	0
1896	3/20/02 23:00	0	0	0
1897	3/21/02 0:00	0	0	0
1898	3/21/02 1:00	0	0	0

1899	3/21/02 2:00	0	0	0
1900	3/21/02 3:00	0	0	0
1901	3/21/02 4:00	0	0	0
1902	3/21/02 5:00	0	0	0
1903	3/21/02 6:00	3656.5593	3638.276367	3.638276367 0.9095690918
1904	3/21/02 7:00	33780.195	33611.29688	33.61129688 8.402824219
1905	3/21/02 8:00	92744.625	92280.89844	92.28089844 23.07022461
1906	3/21/02 9:00	135524.77	134847.1406	134.8471406 33.71178516
1907	3/21/02 10:00	180963.14	180058.3281	180.0583281 45.01458203
1908	3/21/02 11:00	193395.48	192428.5156	192.4285156 48.10712891
1909	3/21/02 12:00	202820.84	201806.7344	201.8067344 50.45168359
1910	3/21/02 13:00	197028.48	196043.3438	196.0433438 49.01083594
1911	3/21/02 14:00	166649.03	165815.7813	165.8157813 41.45394531
1912	3/21/02 15:00	136156.53	135475.75	135.47575 33.8689375
1913	3/21/02 16:00	91373.59	90916.72656	90.91672656 22.72918164
1914	3/21/02 17:00	11640.704	11582.50098	11.58250098 2.895625244
1915	3/21/02 18:00	0	0	0 0
1916	3/21/02 19:00	0	0	0 0
1917	3/21/02 20:00	0	0	0 0
1918	3/21/02 21:00	0	0	0 0
1919	3/21/02 22:00	0	0	0 0
1920	3/21/02 23:00	0	0	0 0
1921	3/22/02 0:00	0	0	0 0
1922	3/22/02 1:00	0	0	0 0
1923	3/22/02 2:00	0	0	0 0
1924	3/22/02 3:00	0	0	0 0
1925	3/22/02 4:00	0	0	0 0
1926	3/22/02 5:00	0	0	0 0
1927	3/22/02 6:00	2638.129	2624.938232	2.624938232 0.6562345581
1928	3/22/02 7:00	24605.207	24482.18164	24.48218164 6.12054541
1929	3/22/02 8:00	47811.523	47572.46484	47.57246484 11.89311621
1930	3/22/02 9:00	61641.496	61333.28906	61.33328906 15.33332227
1931	3/22/02 10:00	34409.566	34237.51953	34.23751953 8.559379883
1932	3/22/02 11:00	38430.68	38238.52734	38.23852734 9.559631836
1933	3/22/02 12:00	40180	39979.10156	39.97910156 9.994775391
1934	3/22/02 13:00	55063.293	54787.97656	54.78797656 13.69699414
1935	3/22/02 14:00	32597.48	32434.49219	32.43449219 8.108623047
1936	3/22/02 15:00	42592.426	42379.46094	42.37946094 10.59486523
1937	3/22/02 16:00	44912.098	44687.53906	44.68753906 11.17188477
1938	3/22/02 17:00	14601.219	14528.21289	14.52821289 3.632053223
1939	3/22/02 18:00	51.078606	50.82321167	0.05082321167 0.01270580292
1940	3/22/02 19:00	0	0	0 0
1941	3/22/02 20:00	0	0	0 0
1942	3/22/02 21:00	0	0	0 0
1943	3/22/02 22:00	0	0	0 0
1944	3/22/02 23:00	0	0	0 0
1945	3/23/02 0:00	0	0	0 0
1946	3/23/02 1:00	0	0	0 0
1947	3/23/02 2:00	0	0	0 0
1948	3/23/02 3:00	0	0	0 0
1949	3/23/02 4:00	0	0	0 0
1950	3/23/02 5:00	0	0	0 0
1951	3/23/02 6:00	6230.4116	6199.259766	6.199259766 1.549814941
1952	3/23/02 7:00	51313.527	51056.96094	51.05696094 12.76424023
1953	3/23/02 8:00	84628.984	84205.83594	84.20583594 21.05145898
1954	3/23/02 9:00	171358.11	170501.3281	170.5013281 42.62533203
1955	3/23/02 10:00	200407.78	199405.75	199.40575 49.8514375
1956	3/23/02 11:00	197507.53	196520	196.52 49.13
1957	3/23/02 12:00	220342.23	219240.5156	219.2405156 54.81012891
1958	3/23/02 13:00	154594.95	153821.9688	153.8219688 38.4549219
1959	3/23/02 14:00	130711.41	130057.8438	130.0578438 32.51446094
1960	3/23/02 15:00	106872.38	106338.0156	106.3380156 26.58450391
1961	3/23/02 16:00	64772.883	64449.01953	64.44901953 16.11225488
1962	3/23/02 17:00	18708.977	18615.43164	18.61543164 4.65385791
1963	3/23/02 18:00	50.01625	49.76616669	0.04976616669 0.01244154167
1964	3/23/02 19:00	0	0	0 0
1965	3/23/02 20:00	0	0	0 0
1966	3/23/02 21:00	0	0	0 0
1967	3/23/02 22:00	0	0	0 0
1968	3/23/02 23:00	0	0	0 0
1969	3/24/02 0:00	0	0	0 0
1970	3/24/02 1:00	0	0	0 0
1971	3/24/02 2:00	0	0	0 0
1972	3/24/02 3:00	0	0	0 0
1973	3/24/02 4:00	0	0	0 0
1974	3/24/02 5:00	0	0	0 0
1975	3/24/02 6:00	7469.5454	7432.197754	7.432197754 1.858049438
1976	3/24/02 7:00	53914.96	53645.38672	53.64538672 13.41134668
1977	3/24/02 8:00	116678.99	116095.6016	116.0956016 29.02390039
1978	3/24/02 9:00	158940.34	158145.6406	158.1456406 39.53641016
1979	3/24/02 10:00	178237.27	177346.0781	177.3460781 44.33651953
1980	3/24/02 11:00	234794.53	233620.5625	233.6205625 58.40514063
1981	3/24/02 12:00	246223	244991.8906	244.9918906 61.24797266
1982	3/24/02 13:00	224764.88	223641.0469	223.6410469 55.91026172
1983	3/24/02 14:00	192876.34	191911.9688	191.9119688 47.97799219
1984	3/24/02 15:00	160943.98	160139.2656	160.1392656 40.03481641
1985	3/24/02 16:00	102559.734	102046.9375	102.0469375 25.51173438
1986	3/24/02 17:00	36688.387	36504.94531	36.50494531 9.126236328
1987	3/24/02 18:00	23.095858	22.9803791	0.0229803791 0.005745094776
1988	3/24/02 19:00	0	0	0 0
1989	3/24/02 20:00	0	0	0 0
1990	3/24/02 21:00	0	0	0 0
1991	3/24/02 22:00	0	0	0 0
1992	3/24/02 23:00	0	0	0 0
1993	3/25/02 0:00	0	0	0 0

1994	3/25/02 1:00	0	0	0
1995	3/25/02 2:00	0	0	0
1996	3/25/02 3:00	0	0	0
1997	3/25/02 4:00	0	0	0
1998	3/25/02 5:00	0	0	0
1999	3/25/02 6:00	6845.278	6811.05127	6.81105127 1.702762817
2000	3/25/02 7:00	46707.53	46473.99609	46.47399609 11.61849902
2001	3/25/02 8:00	94837.24	94363.05469	94.36305469 23.59076367
2002	3/25/02 9:00	137599.8	136911.7969	136.9117969 34.22794922
2003	3/25/02 10:00	178197.47	177306.4844	177.3064844 44.32662109
2004	3/25/02 11:00	162613.19	161800.125	161.800125 40.45003125
2005	3/25/02 12:00	168458.78	167616.4844	167.6164844 41.90412109
2006	3/25/02 13:00	177809.27	176920.2188	176.9202188 44.23005469
2007	3/25/02 14:00	104374.88	103853.0078	103.8530078 25.96325195
2008	3/25/02 15:00	72647.13	72283.89844	72.28389844 18.07097461
2009	3/25/02 16:00	57571.188	57283.32813	57.28332813 14.32083203
2010	3/25/02 17:00	35457.25	35279.96484	35.27996484 8.819991211
2011	3/25/02 18:00	141.4977	140.7902069	0.1407902069 0.03519755173
2012	3/25/02 19:00		0	0 0
2013	3/25/02 20:00		0	0 0
2014	3/25/02 21:00		0	0 0
2015	3/25/02 22:00		0	0 0
2016	3/25/02 23:00		0	0 0
2017	3/26/02 0:00		0	0 0
2018	3/26/02 1:00		0	0 0
2019	3/26/02 2:00		0	0 0
2020	3/26/02 3:00		0	0 0
2021	3/26/02 4:00		0	0 0
2022	3/26/02 5:00		0	0 0
2023	3/26/02 6:00	9254.976	9208.700195	9.208700195 2.302175049
2024	3/26/02 7:00	56807.656	56523.61719	56.52361719 14.1309043
2025	3/26/02 8:00	117934.016	117344.3438	117.3443438 29.33608594
2026	3/26/02 9:00	172256.48	171395.2031	171.3952031 42.84880078
2027	3/26/02 10:00	215168.4	214092.5625	214.0925625 53.52314063
2028	3/26/02 11:00	236248.8	235067.5625	235.0675625 58.76689063
2029	3/26/02 12:00	247219.73	245983.625	245.983625 61.49590625
2030	3/26/02 13:00	234647.7	233474.4688	233.4744688 58.36861719
2031	3/26/02 14:00	206083.27	205052.8594	205.0528594 51.26321484
2032	3/26/02 15:00	160962.66	160157.8438	160.1578438 40.03946094
2033	3/26/02 16:00	99494.43	98996.96094	98.99696094 24.74924023
2034	3/26/02 17:00	38230.89	38039.73438	38.03973438 9.509933594
2035	3/26/02 18:00	115.5328	114.9551315	0.1149551315 0.02873878288
2036	3/26/02 19:00		0	0 0
2037	3/26/02 20:00		0	0 0
2038	3/26/02 21:00		0	0 0
2039	3/26/02 22:00		0	0 0
2040	3/26/02 23:00		0	0 0
2041	3/27/02 0:00		0	0 0
2042	3/27/02 1:00		0	0 0
2043	3/27/02 2:00		0	0 0
2044	3/27/02 3:00		0	0 0
2045	3/27/02 4:00		0	0 0
2046	3/27/02 5:00		0	0 0
2047	3/27/02 6:00	9855.903	9806.624023	9.806624023 2.451656006
2048	3/27/02 7:00	58128.223	57837.58203	57.83758203 14.45939551
2049	3/27/02 8:00	119392.46	118795.5	118.7955 29.698875
2050	3/27/02 9:00	173696.2	172827.7188	172.8277188 43.20692969
2051	3/27/02 10:00	215941.14	214861.4375	214.8614375 53.71535938
2052	3/27/02 11:00	242668.95	241455.6094	241.4556094 60.36390234
2053	3/27/02 12:00	246037.97	244807.7813	244.8077813 61.20194531
2054	3/27/02 13:00	237326.22	236139.5938	236.1395938 59.03489844
2055	3/27/02 14:00	208835.53	207791.3594	207.7913594 51.94783984
2056	3/27/02 15:00	164116.78	163296.1875	163.2961875 40.82404688
2057	3/27/02 16:00	96812.56	96328.49219	96.32849219 24.08212305
2058	3/27/02 17:00	37600.242	37412.23828	37.41223828 9.35305957
2059	3/27/02 18:00	117.45707	116.8697815	0.1168697815 0.02921744537
2060	3/27/02 19:00		0	0 0
2061	3/27/02 20:00		0	0 0
2062	3/27/02 21:00		0	0 0
2063	3/27/02 22:00		0	0 0
2064	3/27/02 23:00		0	0 0
2065	3/28/02 0:00		0	0 0
2066	3/28/02 1:00		0	0 0
2067	3/28/02 2:00		0	0 0
2068	3/28/02 3:00		0	0 0
2069	3/28/02 4:00		0	0 0
2070	3/28/02 5:00		0	0 0
2071	3/28/02 6:00	10425.564	10373.43652	10.37343652 2.593359131
2072	3/28/02 7:00	59488.17	59190.73047	59.19073047 14.79768262
2073	3/28/02 8:00	119980.31	119380.4063	119.3804063 29.84510156
2074	3/28/02 9:00	177742.75	176854.0313	176.8540313 44.21350781
2075	3/28/02 10:00	216249.88	215168.625	215.168625 53.79215625
2076	3/28/02 11:00	238292.31	237100.8438	237.1008438 59.27521094
2077	3/28/02 12:00	249762.19	248513.375	248.513375 62.12834375
2078	3/28/02 13:00	238269.23	237077.8906	237.0778906 59.26947266
2079	3/28/02 14:00	208955.69	207910.9063	207.9109063 51.9772656
2080	3/28/02 15:00	165976.77	165146.875	165.146875 41.28671875
2081	3/28/02 16:00	97690.836	97202.38281	97.20238281 24.3005957
2082	3/28/02 17:00	29828.268	29679.12695	29.67912695 7.419781738
2083	3/28/02 18:00	141.7611	141.0522766	0.1410522766 0.03526306915
2084	3/28/02 19:00		0	0 0
2085	3/28/02 20:00		0	0 0
2086	3/28/02 21:00		0	0 0
2087	3/28/02 22:00		0	0 0
2088	3/28/02 23:00		0	0 0

2089	3/29/02 0:00	0	0	0
2090	3/29/02 1:00	0	0	0
2091	3/29/02 2:00	0	0	0
2092	3/29/02 3:00	0	0	0
2093	3/29/02 4:00	0	0	0
2094	3/29/02 5:00	0	0	0
2095	3/29/02 6:00	11189.169	11133.22363	11.13322363 2.783305908
2096	3/29/02 7:00	59952.883	59653.12109	59.65312109 14.91328027
2097	3/29/02 8:00	122295.914	121684.4375	121.6844375 30.42110938
2098	3/29/02 9:00	176084.86	175204.4375	175.2044375 43.80110938
2099	3/29/02 10:00	219072.27	217976.9063	217.9769063 54.49422656
2100	3/29/02 11:00	244829.77	243605.625	243.605625 60.90140625
2101	3/29/02 12:00	246840.75	245606.5469	245.6065469 61.40163672
2102	3/29/02 13:00	239308.94	238112.4063	238.1124063 59.52810156
2103	3/29/02 14:00	209329.17	208282.5156	208.2825156 52.07062891
2104	3/29/02 15:00	165395.1	164568.1094	164.5681094 41.14202734
2105	3/29/02 16:00	100707.19	100203.6563	100.2036563 25.05091406
2106	3/29/02 17:00	39587.65	39389.70703	39.38970703 9.847426758
2107	3/29/02 18:00	105.57925	105.0513535	0.1050513535 0.02626283836
2108	3/29/02 19:00	0	0	0
2109	3/29/02 20:00	0	0	0
2110	3/29/02 21:00	0	0	0
2111	3/29/02 22:00	0	0	0
2112	3/29/02 23:00	0	0	0
2113	3/30/02 0:00	0	0	0
2114	3/30/02 1:00	0	0	0
2115	3/30/02 2:00	0	0	0
2116	3/30/02 3:00	0	0	0
2117	3/30/02 4:00	0	0	0
2118	3/30/02 5:00	0	0	0
2119	3/30/02 6:00	11779.626	11720.72754	11.72072754 2.930181885
2120	3/30/02 7:00	60377.234	60075.34766	60.07534766 15.01883691
2121	3/30/02 8:00	121304.63	120698.1094	120.6981094 30.17452734
2122	3/30/02 9:00	170682.02	169828.6094	169.8286094 42.45715234
2123	3/30/02 10:00	214940.94	213866.2188	213.8662188 53.46655469
2124	3/30/02 11:00	233852.56	232683.3125	232.6833125 58.17082813
2125	3/30/02 12:00	241886.23	240676.7969	240.6767969 60.16919922
2126	3/30/02 13:00	233784.28	232615.3594	232.6153594 58.15383984
2127	3/30/02 14:00	206605.03	205572	205.572 51.393
2128	3/30/02 15:00	162891.08	162076.625	162.076625 40.51915625
2129	3/30/02 16:00	93560.7	93092.89844	93.09289844 23.27322461
2130	3/30/02 17:00	38231.023	38039.86719	38.03986719 9.509966797
2131	3/30/02 18:00	107.13663	106.6009445	0.1066009445 0.02665023613
2132	3/30/02 19:00	0	0	0
2133	3/30/02 20:00	0	0	0
2134	3/30/02 21:00	0	0	0
2135	3/30/02 22:00	0	0	0
2136	3/30/02 23:00	0	0	0
2137	3/31/02 0:00	0	0	0
2138	3/31/02 1:00	0	0	0
2139	3/31/02 2:00	0	0	0
2140	3/31/02 3:00	0	0	0
2141	3/31/02 4:00	0	0	0
2142	3/31/02 5:00	0	0	0
2143	3/31/02 6:00	12793.476	12729.50781	12.72950781 3.182376953
2144	3/31/02 7:00	62300.2	61988.69922	61.98869922 15.4971748
2145	3/31/02 8:00	122228.695	121617.5547	121.6175547 30.40438867
2146	3/31/02 9:00	174200.62	173329.625	173.329625 43.33240625
2147	3/31/02 10:00	217551.72	216463.9688	216.4639688 54.11599219
2148	3/31/02 11:00	238596.22	237403.25	237.40325 59.3508125
2149	3/31/02 12:00	246089.36	244858.9219	244.8589219 61.21473047
2150	3/31/02 13:00	235371.92	234195.0625	234.1950625 58.54876563
2151	3/31/02 14:00	206800.47	205766.4531	205.7664531 51.44161328
2152	3/31/02 15:00	166260.28	165428.9844	165.4289844 41.35724609
2153	3/31/02 16:00	104229.23	103708.0781	103.7080781 25.92701953
2154	3/31/02 17:00	34667.707	34494.36719	34.49436719 8.623591797
2155	3/31/02 18:00	236.63896	235.4557648	0.2354557648 0.05886394119
2156	3/31/02 19:00	0	0	0
2157	3/31/02 20:00	0	0	0
2158	3/31/02 21:00	0	0	0
2159	3/31/02 22:00	0	0	0
2160	3/31/02 23:00	0	0	0
2161	4/1/05 0:00	0	0	0
2162	4/1/05 1:00	0	0	0
2163	4/1/05 2:00	0	0	0
2164	4/1/05 3:00	0	0	0
2165	4/1/05 4:00	0	0	0
2166	4/1/05 5:00	0	0	0
2167	4/1/05 6:00	13461.466	13394.15918	13.39415918 3.348539795
2168	4/1/05 7:00	64463.28	64140.96484	64.14096484 16.03524121
2169	4/1/05 8:00	126650.55	126017.2969	126.0172969 31.50432422
2170	4/1/05 9:00	180183.36	179282.4375	179.2824375 44.82606938
2171	4/1/05 10:00	221639.78	220531.5781	220.5315781 55.13289453
2172	4/1/05 11:00	245676.5	244448.125	244.448125 61.11203125
2173	4/1/05 12:00	253069.95	251804.6094	251.8046094 62.95115234
2174	4/1/05 13:00	238291.08	237099.625	237.099625 59.27490625
2175	4/1/05 14:00	203472.06	202454.7031	202.4547031 50.61367578
2176	4/1/05 15:00	130982.92	130328.0078	130.3280078 32.58200195
2177	4/1/05 16:00	99471.36	98974.00781	98.97400781 24.74350195
2178	4/1/05 17:00	39956.688	39756.90234	39.75690234 9.939225586
2179	4/1/05 18:00	239.21246	238.0164032	0.2380164032 0.0595041008
2180	4/1/05 19:00	0	0	0
2181	4/1/05 20:00	0	0	0
2182	4/1/05 21:00	0	0	0
2183	4/1/05 22:00	0	0	0

2184	4/1/05 23:00	0	0	0
2185	4/2/05 0:00	0	0	0
2186	4/2/05 1:00	0	0	0
2187	4/2/05 2:00	0	0	0
2188	4/2/05 3:00	0	0	0
2189	4/2/05 4:00	0	0	0
2190	4/2/05 5:00	0	0	0
2191	4/2/05 6:00 12101.955	12041.44531	12.04144531	3.010361328
2192	4/2/05 7:00 69882.81	69533.39844	69.53339844	17.38334961
2193	4/2/05 8:00 121126.34	120520.7109	120.5207109	30.13017773
2194	4/2/05 9:00 179243.05	178346.8281	178.3468281	44.58670703
2195	4/2/05 10:00 94895.58	94421.10156	94.42110156	23.60527539
2196	4/2/05 11:00 178098.06	177207.5625	177.2075625	44.30189063
2197	4/2/05 12:00 246592.92	245359.9531	245.3599531	61.33998828
2198	4/2/05 13:00 243404.1	242187.0781	242.1870781	60.54676953
2199	4/2/05 14:00 215633.4	214555.2344	214.5552344	53.63880859
2200	4/2/05 15:00 170779.84	169925.9531	169.9259531	42.48148828
2201	4/2/05 16:00 109627.77	109079.6328	109.0796328	27.2699082
2202	4/2/05 17:00 40106.656	39906.12109	39.90612109	9.976530273
2203	4/2/05 18:00 365.88367	364.0542297	0.3640542297	0.09101355743
2204	4/2/05 19:00	0	0	0
2205	4/2/05 20:00	0	0	0
2206	4/2/05 21:00	0	0	0
2207	4/2/05 22:00	0	0	0
2208	4/2/05 23:00	0	0	0
2209	4/3/05 0:00	0	0	0
2210	4/3/05 1:00	0	0	0
2211	4/3/05 2:00	0	0	0
2212	4/3/05 3:00	0	0	0
2213	4/3/05 4:00	0	0	0
2214	4/3/05 5:00	0	0	0
2215	4/3/05 6:00 3224.118	3207.997314	3.207997314	0.8019993286
2216	4/3/05 7:00 21602.896	21494.88281	21.49488281	5.373720703
2217	4/3/05 8:00 48093.04	47852.57422	47.85257422	11.96314355
2218	4/3/05 9:00 105548.625	105020.8828	105.0208828	26.2552207
2219	4/3/05 10:00 37671.23	37482.875	37.482875	9.37071875
2220	4/3/05 11:00 60855.08	60550.80078	60.55080078	15.1377002
2221	4/3/05 12:00 52638.582	52375.38672	52.37538672	13.09384668
2222	4/3/05 13:00 45523.01	45295.39844	45.29539844	11.32384961
2223	4/3/05 14:00 175772.77	174893.9063	174.8939063	43.72347656
2224	4/3/05 15:00 137529.75	136842.0938	136.8420938	34.21052344
2225	4/3/05 16:00 16248.12	16166.87988	16.16687988	4.041719971
2226	4/3/05 17:00 26910.121	26775.57031	26.77557031	6.693892578
2227	4/3/05 18:00 411.27917	409.2227783	0.4092227783	0.1023056946
2228	4/3/05 19:00	0	0	0
2229	4/3/05 20:00	0	0	0
2230	4/3/05 21:00	0	0	0
2231	4/3/05 22:00	0	0	0
2232	4/3/05 23:00	0	0	0
2233	4/4/05 0:00	0	0	0
2234	4/4/05 1:00	0	0	0
2235	4/4/05 2:00	0	0	0
2236	4/4/05 3:00	0	0	0
2237	4/4/05 4:00	0	0	0
2238	4/4/05 5:00 0	0	0	0
2239	4/4/05 6:00 16419.354	16337.25684	16.33725684	4.084314209
2240	4/4/05 7:00 70378.02	70026.13281	70.02613281	17.5065332
2241	4/4/05 8:00 132574.83	131911.9531	131.9119531	32.97998828
2242	4/4/05 9:00 188798.94	187854.9375	187.8549375	46.96373438
2243	4/4/05 10:00 229052.12	227906.8594	227.9068594	56.97671484
2244	4/4/05 11:00 253889.83	252620.3906	252.6203906	63.15509766
2245	4/4/05 12:00 256216.7	254935.625	254.935625	63.73390625
2246	4/4/05 13:00 248384.62	247142.7031	247.1427031	61.78567578
2247	4/4/05 14:00 218922.5	217827.8906	217.8278906	54.45697266
2248	4/4/05 15:00 175074.77	174199.3906	174.1993906	43.54984766
2249	4/4/05 16:00 114300.305	113728.8047	113.7288047	28.43220117
2250	4/4/05 17:00 47769.88	47531.02734	47.53102734	11.88275684
2251	4/4/05 18:00 365.78378	363.9548645	0.3639548645	0.09098871613
2252	4/4/05 19:00	0	0	0
2253	4/4/05 20:00	0	0	0
2254	4/4/05 21:00	0	0	0
2255	4/4/05 22:00	0	0	0
2256	4/4/05 23:00	0	0	0
2257	4/5/05 0:00	0	0	0
2258	4/5/05 1:00	0	0	0
2259	4/5/05 2:00	0	0	0
2260	4/5/05 3:00	0	0	0
2261	4/5/05 4:00	0	0	0
2262	4/5/05 5:00 0	0	0	0
2263	4/5/05 6:00 16473.043	16390.67773	16.39067773	4.097669434
2264	4/5/05 7:00 71348.78	70992.03906	70.99203906	17.74800977
2265	4/5/05 8:00 133250.86	132584.6094	132.5846094	33.14615234
2266	4/5/05 9:00 189992.33	189042.3594	189.0423594	47.26058984
2267	4/5/05 10:00 229892.61	228743.1406	228.7431406	57.18578516
2268	4/5/05 11:00 245753.69	244524.9219	244.5249219	61.13123047
2269	4/5/05 12:00 255877.89	254598.5156	254.5985156	63.64962891
2270	4/5/05 13:00 244361.05	243139.2344	243.1392344	60.78480859
2271	4/5/05 14:00 216949.11	215864.3594	215.8643594	53.96608984
2272	4/5/05 15:00 172022.6	171162.4844	171.1624844	42.79062109
2273	4/5/05 16:00 114873.78	114299.4141	114.2994141	28.57485352
2274	4/5/05 17:00 44571.863	44349.00391	44.34900391	11.08725098
2275	4/5/05 18:00 0	0	0	0
2276	4/5/05 19:00	0	0	0
2277	4/5/05 20:00	0	0	0
2278	4/5/05 21:00	0	0	0

2279	4/5/05 22:00	0	0	0
2280	4/5/05 23:00	0	0	0
2281	4/6/05 0:00	0	0	0
2282	4/6/05 1:00	0	0	0
2283	4/6/05 2:00	0	0	0
2284	4/6/05 3:00	0	0	0
2285	4/6/05 4:00	0	0	0
2286	4/6/05 5:00	0	0	0
2287	4/6/05 6:00 16897.164	16812.67773	16.81267773	4.203169434
2288	4/6/05 7:00 70132.305	69781.64063	69.78164063	17.44541016
2289	4/6/05 8:00 133748.98	133080.2344	133.0802344	33.27005859
2290	4/6/05 9:00 172423.86	171561.7344	171.5617344	42.89043359
2291	4/6/05 10:00 221702.17	220593.6563	220.5936563	55.14841406
2292	4/6/05 11:00 250964.5	249709.6719	249.7096719	62.42741797
2293	4/6/05 12:00 260538.02	259235.3125	259.2353125	64.80882813
2294	4/6/05 13:00 246895.62	245661.1563	245.6611563	61.41528906
2295	4/6/05 14:00 219946.6	218846.8594	218.8468594	54.71171484
2296	4/6/05 15:00 173409.17	172542.125	172.542125	43.13553125
2297	4/6/05 16:00 72496.516	72134.03125	72.13403125	18.03350781
2298	4/6/05 17:00 23161.56	23045.75391	23.04575391	5.761438477
2299	4/6/05 18:00 0	0	0	0
2300	4/6/05 19:00	0	0	0
2301	4/6/05 20:00	0	0	0
2302	4/6/05 21:00	0	0	0
2303	4/6/05 22:00	0	0	0
2304	4/6/05 23:00	0	0	0
2305	4/7/05 0:00	0	0	0
2306	4/7/05 1:00	0	0	0
2307	4/7/05 2:00	0	0	0
2308	4/7/05 3:00	0	0	0
2309	4/7/05 4:00	0	0	0
2310	4/7/05 5:00 57.80822	57.51917648	0.05751917648	0.01437979412
2311	4/7/05 6:00 17138.643	17052.94922	17.05294922	4.263237305
2312	4/7/05 7:00 35759.805	35581.00391	35.58100391	8.895250977
2313	4/7/05 8:00 31198.326	31042.33594	31.04233594	7.760583984
2314	4/7/05 9:00 66093.74	65763.27344	65.76327344	16.44081836
2315	4/7/05 10:00 187879.81	186940.4219	186.9404219	46.73510547
2316	4/7/05 11:00 158970.64	158175.7813	158.1757813	39.54394531
2317	4/7/05 12:00 258461.97	257169.6563	257.1696563	64.29241406
2318	4/7/05 13:00 161340.23	160533.5313	160.5335313	40.13338281
2319	4/7/05 14:00 220895.81	219791.3438	219.7913438	54.94783594
2320	4/7/05 15:00 162723.61	161909.9844	161.9099844	40.47749609
2321	4/7/05 16:00 113834.36	113265.1875	113.2651875	28.31629688
2322	4/7/05 17:00 47275.406	47039.03125	47.03903125	11.75975781
2323	4/7/05 18:00 12.217683	12.15659428	0.01215659428	0.003039148566
2324	4/7/05 19:00	0	0	0
2325	4/7/05 20:00	0	0	0
2326	4/7/05 21:00	0	0	0
2327	4/7/05 22:00	0	0	0
2328	4/7/05 23:00	0	0	0
2329	4/8/05 0:00	0	0	0
2330	4/8/05 1:00	0	0	0
2331	4/8/05 2:00	0	0	0
2332	4/8/05 3:00	0	0	0
2333	4/8/05 4:00	0	0	0
2334	4/8/05 5:00 0	0	0	0
2335	4/8/05 6:00 12287.831	12226.3916	12.2263916	3.0565979
2336	4/8/05 7:00 14316.976	14245.39063	14.24539063	3.561347656
2337	4/8/05 8:00 44091.266	43870.8125	43.8708125	10.96770313
2338	4/8/05 9:00 32065.951	31905.62109	31.90562109	7.976405273
2339	4/8/05 10:00 103147.09	102631.3594	102.6313594	25.65783984
2340	4/8/05 11:00 64221.82	63900.71094	63.90071094	15.97517773
2341	4/8/05 12:00 147684.98	146946.5625	146.9465625	36.73664063
2342	4/8/05 13:00 241524.77	240317.1406	240.3171406	60.07928516
2343	4/8/05 14:00 167584.58	166746.6563	166.7466563	41.68666406
2344	4/8/05 15:00 163055.48	162240.2031	162.2402031	40.56005078
2345	4/8/05 16:00 115874.04	115294.6719	115.2946719	28.82366797
2346	4/8/05 17:00 51996.812	51736.82813	51.73682813	12.93420703
2347	4/8/05 18:00 59.437744	59.14055634	0.05914055634	0.01478513908
2348	4/8/05 19:00	0	0	0
2349	4/8/05 20:00	0	0	0
2350	4/8/05 21:00	0	0	0
2351	4/8/05 22:00	0	0	0
2352	4/8/05 23:00	0	0	0
2353	4/9/05 0:00	0	0	0
2354	4/9/05 1:00	0	0	0
2355	4/9/05 2:00	0	0	0
2356	4/9/05 3:00	0	0	0
2357	4/9/05 4:00	0	0	0
2358	4/9/05 5:00 0	0	0	0
2359	4/9/05 6:00 10171.969	10121.1084	10.1211084	2.5302771
2360	4/9/05 7:00 66198.18	65867.1875	65.8671875	16.46679688
2361	4/9/05 8:00 140743.72	140040	140.04	35.01
2362	4/9/05 9:00 191697.11	190738.625	190.738625	47.68465625
2363	4/9/05 10:00 218677.14	217583.75	217.58375	54.3959375
2364	4/9/05 11:00 258348.06	257056.3281	257.0563281	64.26408203
2365	4/9/05 12:00 263331.66	262015	262.015	65.50375
2366	4/9/05 13:00 255439.77	254162.5625	254.1625625	63.54064063
2367	4/9/05 14:00 226005	224874.9688	224.8749688	56.21874219
2368	4/9/05 15:00 179959.34	179059.5469	179.0595469	44.76488672
2369	4/9/05 16:00 104127.195	103606.5625	103.6065625	25.90164063
2370	4/9/05 17:00 47186.746	46950.8125	46.9508125	11.73770313
2371	4/9/05 18:00 130.44406	129.7918396	0.1297918396	0.0324479599
2372	4/9/05 19:00	0	0	0
2373	4/9/05 20:00	0	0	0

2374	4/9/05 21:00	0	0	0
2375	4/9/05 22:00	0	0	0
2376	4/9/05 23:00	0	0	0
2377	4/10/05 0:00	0	0	0
2378	4/10/05 1:00	0	0	0
2379	4/10/05 2:00	0	0	0
2380	4/10/05 3:00	0	0	0
2381	4/10/05 4:00	0	0	0
2382	4/10/05 5:00	0	0	0
2383	4/10/05 6:00 20319.918	20218.31836	20.21831836	5.05457959
2384	4/10/05 7:00 78320.664	77929.0625	77.9290625	19.48226563
2385	4/10/05 8:00 140136.22	139435.5469	139.4355469	34.85888672
2386	4/10/05 9:00 195769.33	194790.4844	194.7904844	48.69762109
2387	4/10/05 10:00 237413.36	236226.2969	236.2262969	59.05657422
2388	4/10/05 11:00 262019.28	260709.1875	260.7091875	65.17729688
2389	4/10/05 12:00 263852.53	262533.2813	262.5332813	65.63332031
2390	4/10/05 13:00 253338.81	252072.1094	252.0721094	63.01802734
2391	4/10/05 14:00 224113.67	222993.0938	222.9930938	55.74827344
2392	4/10/05 15:00 178812.22	177918.1563	177.9181563	44.47953906
2393	4/10/05 16:00 120378.04	119776.1484	119.7761484	29.94403711
2394	4/10/05 17:00 46452.566	46220.30469	46.22030469	11.5507617
2395	4/10/05 18:00 230.22968	229.078537	0.229078537	0.05726963425
2396	4/10/05 19:00	0	0	0
2397	4/10/05 20:00	0	0	0
2398	4/10/05 21:00	0	0	0
2399	4/10/05 22:00	0	0	0
2400	4/10/05 23:00	0	0	0
2401	4/11/05 0:00	0	0	0
2402	4/11/05 1:00	0	0	0
2403	4/11/05 2:00	0	0	0
2404	4/11/05 3:00	0	0	0
2405	4/11/05 4:00	0	0	0
2406	4/11/05 5:00	0	0	0
2407	4/11/05 6:00 20880.822	20776.41797	20.77641797	5.194104492
2408	4/11/05 7:00 79623.1	79224.99219	79.22499219	19.80624805
2409	4/11/05 8:00 142620.84	141907.75	141.90775	35.4769375
2410	4/11/05 9:00 196269.62	195288.2813	195.2882813	48.82207031
2411	4/11/05 10:00 238058.75	236868.4531	236.8684531	59.21711328
2412	4/11/05 11:00 260048.34	258748.1094	258.7481094	64.68702734
2413	4/11/05 12:00 261950.48	260640.7344	260.6407344	65.16018359
2414	4/11/05 13:00 251745.39	250486.6563	250.4866563	62.62166406
2415	4/11/05 14:00 216849.73	215765.4844	215.7654844	53.94137109
2416	4/11/05 15:00 180208.5	179307.4531	179.3074531	44.82686328
2417	4/11/05 16:00 119699.03	119100.5313	119.1005313	29.77513281
2418	4/11/05 17:00 51573.645	51315.77734	51.31577734	12.82894434
2419	4/11/05 18:00 364.85632	363.0320435	0.3630320435	0.09075801086
2420	4/11/05 19:00	0	0	0
2421	4/11/05 20:00	0	0	0
2422	4/11/05 21:00	0	0	0
2423	4/11/05 22:00	0	0	0
2424	4/11/05 23:00	0	0	0
2425	4/12/05 0:00	0	0	0
2426	4/12/05 1:00	0	0	0
2427	4/12/05 2:00	0	0	0
2428	4/12/05 3:00	0	0	0
2429	4/12/05 4:00	0	0	0
2430	4/12/05 5:00 73.037796	72.67260742	0.07267260742	0.01816815186
2431	4/12/05 6:00 23436.863	23319.67969	23.31967969	5.829919922
2432	4/12/05 7:00 82243.35	81832.14063	81.83214063	20.45803516
2433	4/12/05 8:00 142333.19	141621.5156	141.6215156	35.40537891
2434	4/12/05 9:00 195639.78	194661.5781	194.6615781	48.66539453
2435	4/12/05 10:00 234785.53	233611.6094	233.6116094	58.40290234
2436	4/12/05 11:00 258596.69	257303.7031	257.3037031	64.32592578
2437	4/12/05 12:00 268130.75	266790.0938	266.7900938	66.69752344
2438	4/12/05 13:00 258379.8	257087.9063	257.0879063	64.27197656
2439	4/12/05 14:00 228968.61	227823.7656	227.8237656	56.95594141
2440	4/12/05 15:00 111136.914	110581.2266	110.5812266	27.64530664
2441	4/12/05 16:00 78605.78	78212.75	78.21275	19.5531875
2442	4/12/05 17:00 48246.824	48005.59375	48.00559375	12.00139844
2443	4/12/05 18:00 853.1457	848.8800049	0.8488800049	0.2122200012
2444	4/12/05 19:00	0	0	0
2445	4/12/05 20:00	0	0	0
2446	4/12/05 21:00	0	0	0
2447	4/12/05 22:00	0	0	0
2448	4/12/05 23:00	0	0	0
2449	4/13/05 0:00	0	0	0
2450	4/13/05 1:00	0	0	0
2451	4/13/05 2:00	0	0	0
2452	4/13/05 3:00	0	0	0
2453	4/13/05 4:00	0	0	0
2454	4/13/05 5:00	0	0	0
2455	4/13/05 6:00 23547.709	23429.9707	23.4299707	5.857492676
2456	4/13/05 7:00 84145.95	83725.22656	83.72522656	20.93130664
2457	4/13/05 8:00 145430.86	144703.7031	144.7037031	36.17592578
2458	4/13/05 9:00 200609.33	199606.2813	199.6062813	49.90157031
2459	4/13/05 10:00 241457.42	240250.1406	240.2501406	60.06253516
2460	4/13/05 11:00 228817.48	227673.4063	227.6734063	56.91835156
2461	4/13/05 12:00 268185.4	266844.4688	266.8444688	66.71111719
2462	4/13/05 13:00 260094.73	258794.2656	258.7942656	64.69856641
2463	4/13/05 14:00 230731.69	229578.0313	229.5780313	57.39450781
2464	4/13/05 15:00 185948.89	185019.1406	185.0191406	46.25478516
2465	4/13/05 16:00 124283.42	123662.0078	123.6620078	30.91550195
2466	4/13/05 17:00 53658.27	53389.98047	53.38998047	13.34749512
2467	4/13/05 18:00 1245.6774	1239.448975	1.239448975	0.3098622437
2468	4/13/05 19:00	0	0	0

2469	4/13/05 20:00	0	0	0
2470	4/13/05 21:00	0	0	0
2471	4/13/05 22:00	0	0	0
2472	4/13/05 23:00	0	0	0
2473	4/14/05 0:00	0	0	0
2474	4/14/05 1:00	0	0	0
2475	4/14/05 2:00	0	0	0
2476	4/14/05 3:00	0	0	0
2477	4/14/05 4:00	0	0	0
2478	4/14/05 5:00 38.082485	37.89207458	0.03789207458	0.00947301864
2479	4/14/05 6:00 25337.826	25211.13672	25.21113672	6.30278418
2480	4/14/05 7:00 82504.82	82092.29688	82.09229688	20.52307422
2481	4/14/05 8:00 147235.94	146499.7656	146.4997656	36.62494141
2482	4/14/05 9:00 201634.64	200626.4688	200.6264688	50.15661719
2483	4/14/05 10:00 240425.5	239223.375	239.223375	59.80584375
2484	4/14/05 11:00 265858.5	264529.1875	264.5291875	66.13229688
2485	4/14/05 12:00 272058.7	270698.4063	270.6984063	67.67460156
2486	4/14/05 13:00 258674.06	257380.6875	257.3806875	64.34517188
2487	4/14/05 14:00 232171.53	231010.6875	231.0106875	57.75267188
2488	4/14/05 15:00 183669.88	182751.5313	182.7515313	45.68788281
2489	4/14/05 16:00 118375.3	117783.4219	117.7834219	29.44585547
2490	4/14/05 17:00 54065.562	53795.23828	53.79523828	13.44880957
2491	4/14/05 18:00 2344.2666	2332.545166	2.332545166	0.5831362915
2492	4/14/05 19:00	0	0	0
2493	4/14/05 20:00	0	0	0
2494	4/14/05 21:00	0	0	0
2495	4/14/05 22:00	0	0	0
2496	4/14/05 23:00	0	0	0
2497	4/15/05 0:00	0	0	0
2498	4/15/05 1:00	0	0	0
2499	4/15/05 2:00	0	0	0
2500	4/15/05 3:00	0	0	0
2501	4/15/05 4:00	0	0	0
2502	4/15/05 5:00 37.484264	37.29684448	0.03729684448	0.009324211121
2503	4/15/05 6:00 25578.576	25450.68359	25.45068359	6.362670898
2504	4/15/05 7:00 84206.59	83785.55469	83.78555469	20.94638867
2505	4/15/05 8:00 147108.17	146372.625	146.372625	36.59315625
2506	4/15/05 9:00 201951.4	200941.6563	200.9416563	50.23541406
2507	4/15/05 10:00 236472.33	235289.9688	235.2899688	58.82249219
2508	4/15/05 11:00 262714.53	261400.9531	261.4009531	65.35023828
2509	4/15/05 12:00 265792.62	264463.6563	264.4636563	66.11591406
2510	4/15/05 13:00 255899.27	254619.7656	254.6197656	63.65494141
2511	4/15/05 14:00 227175.05	226039.1719	226.0391719	56.50979297
2512	4/15/05 15:00 182255.42	181344.1406	181.3441406	45.33603516
2513	4/15/05 16:00 121035.15	120429.9766	120.4299766	30.10749414
2514	4/15/05 17:00 55680.723	55402.32031	55.40232031	13.85058008
2515	4/15/05 18:00 2511.9998	2499.439697	2.499439697	0.6248599243
2516	4/15/05 19:00	0	0	0
2517	4/15/05 20:00	0	0	0
2518	4/15/05 21:00	0	0	0
2519	4/15/05 22:00	0	0	0
2520	4/15/05 23:00	0	0	0
2521	4/16/05 0:00	0	0	0
2522	4/16/05 1:00	0	0	0
2523	4/16/05 2:00	0	0	0
2524	4/16/05 3:00	0	0	0
2525	4/16/05 4:00	0	0	0
2526	4/16/05 5:00 165.12317	164.2975616	0.1642975616	0.04107439041
2527	4/16/05 6:00 27355.705	27218.92578	27.21892578	6.804731445
2528	4/16/05 7:00 85863.87	85434.54688	85.43454688	21.35863672
2529	4/16/05 8:00 148518.08	147775.4844	147.7754844	36.94387109
2530	4/16/05 9:00 198386.89	197394.9531	197.3949531	49.34873828
2531	4/16/05 10:00 239176.69	237980.8125	237.9808125	59.49520313
2532	4/16/05 11:00 261267.06	259960.7188	259.9607188	64.99017969
2533	4/16/05 12:00 265418.16	264091.0625	264.0910625	66.02276563
2534	4/16/05 13:00 254510.5	253237.9375	253.2379375	63.30948438
2535	4/16/05 14:00 225575.61	224447.7344	224.4477344	56.11193359
2536	4/16/05 15:00 182287.92	181376.4844	181.3764844	45.34412109
2537	4/16/05 16:00 112504.38	111941.8594	111.9418594	27.98546484
2538	4/16/05 17:00 52945.355	52680.62891	52.68062891	13.17015723
2539	4/16/05 18:00 2659.0564	2645.76123	2.64576123	0.6614403076
2540	4/16/05 19:00	0	0	0
2541	4/16/05 20:00	0	0	0
2542	4/16/05 21:00	0	0	0
2543	4/16/05 22:00	0	0	0
2544	4/16/05 23:00	0	0	0
2545	4/17/05 0:00	0	0	0
2546	4/17/05 1:00	0	0	0
2547	4/17/05 2:00	0	0	0
2548	4/17/05 3:00	0	0	0
2549	4/17/05 4:00	0	0	0
2550	4/17/05 5:00 129.51335	128.8657837	0.1288657837	0.03221644592
2551	4/17/05 6:00 28183.4	28042.48242	28.04248242	7.010620605
2552	4/17/05 7:00 86329.45	85897.8125	85.8978125	21.47445313
2553	4/17/05 8:00 144090.62	143370.1719	143.3701719	35.84254297
2554	4/17/05 9:00 195128.53	194152.8906	194.1528906	48.53822266
2555	4/17/05 10:00 242255.9	241044.625	241.044625	60.26115625
2556	4/17/05 11:00 263783.3	262464.4063	262.4644063	65.61610156
2557	4/17/05 12:00 267571.62	266233.7813	266.2337813	66.55844531
2558	4/17/05 13:00 260003.06	258703.0469	258.7030469	64.6756172
2559	4/17/05 14:00 228650.67	227507.4063	227.5074063	56.87685156
2560	4/17/05 15:00 186523	185590.3906	185.5903906	46.39759766
2561	4/17/05 16:00 122405.95	121793.9219	121.7939219	30.44848047
2562	4/17/05 17:00 55914.266	55634.69531	55.63469531	13.90867383
2563	4/17/05 18:00 2903.8342	2889.314941	2.889314941	0.7223287354

2564	4/17/05 19:00	0	0	0
2565	4/17/05 20:00	0	0	0
2566	4/17/05 21:00	0	0	0
2567	4/17/05 22:00	0	0	0
2568	4/17/05 23:00	0	0	0
2569	4/18/05 0:00	0	0	0
2570	4/18/05 1:00	0	0	0
2571	4/18/05 2:00	0	0	0
2572	4/18/05 3:00	0	0	0
2573	4/18/05 4:00	0	0	0
2574	4/18/05 5:00 230.33162	229.1799622	0.2291799622	0.05729499054
2575	4/18/05 6:00 29703.56	29555.04297	29.55504297	7.388760742
2576	4/18/05 7:00 89879.69	89430.28906	89.43028906	22.35757227
2577	4/18/05 8:00 151198.23	150442.25	150.44225	37.6105625
2578	4/18/05 9:00 204032.1	203011.9219	203.0119219	50.75298047
2579	4/18/05 10:00 246426.89	245194.75	245.19475	61.2986875
2580	4/18/05 11:00 266179.1	264848.1875	264.8481875	66.21204688
2581	4/18/05 12:00 269931.8	268582.1563	268.5821563	67.14553906
2582	4/18/05 13:00 259255.45	257959.1719	257.9591719	64.48979297
2583	4/18/05 14:00 232231.3	231070.1406	231.0701406	57.76753516
2584	4/18/05 15:00 187840.22	186901.0156	186.9010156	46.72525391
2585	4/18/05 16:00 122942.03	122327.3203	122.3273203	30.58183008
2586	4/18/05 17:00 7361.5776	7324.77002	7.32477002	1.831192505
2587	4/18/05 18:00 156.92213	156.1375275	0.1561375275	0.03903438187
2588	4/18/05 19:00	0	0	0
2589	4/18/05 20:00	0	0	0
2590	4/18/05 21:00	0	0	0
2591	4/18/05 22:00	0	0	0
2592	4/18/05 23:00	0	0	0
2593	4/19/05 0:00	0	0	0
2594	4/19/05 1:00	0	0	0
2595	4/19/05 2:00	0	0	0
2596	4/19/05 3:00	0	0	0
2597	4/19/05 4:00	0	0	0
2598	4/19/05 5:00 0	0	0	0
2599	4/19/05 6:00 29881.5	29732.0918	29.7320918	7.433022949
2600	4/19/05 7:00 90651.94	90198.67969	90.19867969	22.54966992
2601	4/19/05 8:00 152734	151970.3281	151.9703281	37.99258203
2602	4/19/05 9:00 204168.61	203147.7656	203.1477656	50.78694141
2603	4/19/05 10:00 246970.08	245735.2344	245.7352344	61.43380859
2604	4/19/05 11:00 268778.9	267435	267.435	66.85875
2605	4/19/05 12:00 268400.9	267058.9063	267.0589063	66.76472656
2606	4/19/05 13:00 261364.33	260057.5156	260.0575156	65.01437891
2607	4/19/05 14:00 232995.98	231831.0156	231.8310156	57.95775391
2608	4/19/05 15:00 186806.81	185872.7813	185.8727813	46.46819531
2609	4/19/05 16:00 125428.23	124801.0859	124.8010859	31.20027148
2610	4/19/05 17:00 59001	58705.99609	58.70599609	14.67649902
2611	4/19/05 18:00 3550.2515	3532.500244	3.532500244	0.883125061
2612	4/19/05 19:00	0	0	0
2613	4/19/05 20:00	0	0	0
2614	4/19/05 21:00	0	0	0
2615	4/19/05 22:00	0	0	0
2616	4/19/05 23:00	0	0	0
2617	4/20/05 0:00	0	0	0
2618	4/20/05 1:00	0	0	0
2619	4/20/05 2:00	0	0	0
2620	4/20/05 3:00	0	0	0
2621	4/20/05 4:00	0	0	0
2622	4/20/05 5:00 0	0	0	0
2623	4/20/05 6:00 31799.102	31640.10742	31.64010742	7.910026855
2624	4/20/05 7:00 90831.414	90377.25781	90.37725781	22.59431445
2625	4/20/05 8:00 150008.95	149258.9219	149.2589219	37.31473047
2626	4/20/05 9:00 199141.94	198146.2188	198.1462188	49.53655469
2627	4/20/05 10:00 237281.61	236095.2031	236.0952031	59.02380078
2628	4/20/05 11:00 263549.25	262231.5	262.2315	65.557875
2629	4/20/05 12:00 265064.84	263739.5313	263.7395313	65.93488281
2630	4/20/05 13:00 113970.3	113400.4453	113.4004453	28.35011133
2631	4/20/05 14:00 156468.16	155685.8125	155.6858125	38.92145313
2632	4/20/05 15:00 183849.58	182930.3281	182.9303281	45.73258203
2633	4/20/05 16:00 122412.12	121800.0547	121.8000547	30.45001367
2634	4/20/05 17:00 57010.582	56725.52734	56.72552734	14.18138184
2635	4/20/05 18:00 3707.5183	3688.980713	3.688980713	0.9222451782
2636	4/20/05 19:00	0	0	0
2637	4/20/05 20:00	0	0	0
2638	4/20/05 21:00	0	0	0
2639	4/20/05 22:00	0	0	0
2640	4/20/05 23:00	0	0	0
2641	4/21/05 0:00	0	0	0
2642	4/21/05 1:00	0	0	0
2643	4/21/05 2:00	0	0	0
2644	4/21/05 3:00	0	0	0
2645	4/21/05 4:00	0	0	0
2646	4/21/05 5:00 0	0	0	0
2647	4/21/05 6:00 33020.484	32855.38281	32.85538281	8.213845703
2648	4/21/05 7:00 92835.52	92371.35156	92.37135156	23.09283789
2649	4/21/05 8:00 148896.77	148152.2813	148.1522813	37.03807031
2650	4/21/05 9:00 198192.69	197201.7344	197.2017344	49.30043359
2651	4/21/05 10:00 243498.28	242280.7813	242.2807813	60.57019531
2652	4/21/05 11:00 263667.78	262349.4688	262.3494688	65.58736719
2653	4/21/05 12:00 267109.2	265773.6563	265.7736563	66.44341406
2654	4/21/05 13:00 254353.52	253081.75	253.08175	63.2704375
2655	4/21/05 14:00 223151.53	222035.7656	222.0357656	55.50894141
2656	4/21/05 15:00 180974.58	180069.7031	180.0697031	45.01742578
2657	4/21/05 16:00 121203.73	120597.7031	120.5977031	30.14942578
2658	4/21/05 17:00 49645.3	49397.07422	49.39707422	12.34926855

2659	4/21/05 18:00	3744.251	3725.529785	3.725529785	0.9313824463
2660	4/21/05 19:00		0	0	0
2661	4/21/05 20:00		0	0	0
2662	4/21/05 21:00		0	0	0
2663	4/21/05 22:00		0	0	0
2664	4/21/05 23:00		0	0	0
2665	4/22/05 0:00		0	0	0
2666	4/22/05 1:00		0	0	0
2667	4/22/05 2:00		0	0	0
2668	4/22/05 3:00		0	0	0
2669	4/22/05 4:00		0	0	0
2670	4/22/05 5:00	65.7202	65.39160156	0.06539160156	0.01634790039
2671	4/22/05 6:00	32249.07	32087.82422	32.08782422	8.021956055
2672	4/22/05 7:00	92264.81	91803.49219	91.80349219	22.95087305
2673	4/22/05 8:00	150581.94	149829.0313	149.8290313	37.45725781
2674	4/22/05 9:00	197702.73	196714.2188	196.7142188	49.17855469
2675	4/22/05 10:00	227217.83	226081.7344	226.0817344	56.52043359
2676	4/22/05 11:00	102766.05	102252.2188	102.2522188	25.56305469
2677	4/22/05 12:00	130116.19	129465.6094	129.4656094	32.36640234
2678	4/22/05 13:00	113906.75	113337.2188	113.3372188	28.33430469
2679	4/22/05 14:00	49328.52	49081.87891	49.08187891	12.27046973
2680	4/22/05 15:00	70521.43	70168.82031	70.16882031	17.54220508
2681	4/22/05 16:00	17923.207	17833.58984	17.83358984	4.458397461
2682	4/22/05 17:00	36315.465	36133.88672	36.13388672	9.03347168
2683	4/22/05 18:00	3148.571	3132.828369	3.132828369	0.7832070923
2684	4/22/05 19:00		0	0	0
2685	4/22/05 20:00		0	0	0
2686	4/22/05 21:00		0	0	0
2687	4/22/05 22:00		0	0	0
2688	4/22/05 23:00		0	0	0
2689	4/23/05 0:00		0	0	0
2690	4/23/05 1:00		0	0	0
2691	4/23/05 2:00		0	0	0
2692	4/23/05 3:00		0	0	0
2693	4/23/05 4:00		0	0	0
2694	4/23/05 5:00	0	0	0	0
2695	4/23/05 6:00	7044.6973	7009.474121	7.009474121	1.75236853
2696	4/23/05 7:00	56989.49	56704.54297	56.70454297	14.17613574
2697	4/23/05 8:00	64307.39	63985.85156	63.98585156	15.99646289
2698	4/23/05 9:00	103531.96	103014.3047	103.0143047	25.75357617
2699	4/23/05 10:00	116456.91	115874.625	115.874625	28.96865625
2700	4/23/05 11:00	153386.42	152619.4844	152.6194844	38.15487109
2701	4/23/05 12:00	84673.82	84250.44531	84.25044531	21.06261133
2702	4/23/05 13:00	43993.383	43773.41406	43.77341406	10.94335352
2703	4/23/05 14:00	136157.1	135476.3125	135.4763125	33.86907813
2704	4/23/05 15:00	146123.86	145393.2344	145.3932344	36.34830859
2705	4/23/05 16:00	85602.445	85174.42969	85.17442969	21.29360742
2706	4/23/05 17:00	59522.703	59225.08984	59.22508984	14.80627246
2707	4/23/05 18:00	5496.116	5468.635742	5.468635742	1.367158936
2708	4/23/05 19:00		0	0	0
2709	4/23/05 20:00		0	0	0
2710	4/23/05 21:00		0	0	0
2711	4/23/05 22:00		0	0	0
2712	4/23/05 23:00		0	0	0
2713	4/24/05 0:00		0	0	0
2714	4/24/05 1:00		0	0	0
2715	4/24/05 2:00		0	0	0
2716	4/24/05 3:00		0	0	0
2717	4/24/05 4:00		0	0	0
2718	4/24/05 5:00	311.8417	310.2825012	0.3102825012	0.07757062531
2719	4/24/05 6:00	27488.826	27351.38086	27.35138086	6.837845215
2720	4/24/05 7:00	31148.297	30992.55664	30.99255664	7.74813916
2721	4/24/05 8:00	116952.54	116367.7734	116.3677734	29.09194336
2722	4/24/05 9:00	159125.3	158329.6719	158.3296719	39.58241797
2723	4/24/05 10:00	98049.79	97559.53906	97.55953906	24.38988477
2724	4/24/05 11:00	121982.43	121372.5156	121.3725156	30.34312891
2725	4/24/05 12:00	108899.38	108354.8906	108.3548906	27.08872266
2726	4/24/05 13:00	151922.84	151163.2344	151.1632344	37.79080859
2727	4/24/05 14:00	128163.74	127522.9297	127.5229297	31.88073242
2728	4/24/05 15:00	107301.04	106764.5391	106.7645391	26.69113477
2729	4/24/05 16:00	93201.01	92735.00781	92.73500781	23.18375195
2730	4/24/05 17:00	57055.934	56770.65234	56.77065234	14.19266309
2731	4/24/05 18:00	5042.216	5017.004395	5.017004395	1.254251099
2732	4/24/05 19:00		0	0	0
2733	4/24/05 20:00		0	0	0
2734	4/24/05 21:00		0	0	0
2735	4/24/05 22:00		0	0	0
2736	4/24/05 23:00		0	0	0
2737	4/25/05 0:00		0	0	0
2738	4/25/05 1:00		0	0	0
2739	4/25/05 2:00		0	0	0
2740	4/25/05 3:00		0	0	0
2741	4/25/05 4:00		0	0	0
2742	4/25/05 5:00	479.59744	477.1994629	0.4771994629	0.1192998657
2743	4/25/05 6:00	36296.434	36114.94922	36.11494922	9.028737305
2744	4/25/05 7:00	96804.77	96320.75	96.32075	24.0801875
2745	4/25/05 8:00	157944.19	157154.4688	157.1544688	39.28861719
2746	4/25/05 9:00	208392.05	207350.0781	207.3500781	51.83751953
2747	4/25/05 10:00	248722	247478.3906	247.4783906	61.86959766
2748	4/25/05 11:00	263796.44	262477.4375	262.4774375	65.61935938
2749	4/25/05 12:00	271669.75	270311.4063	270.3114063	67.57785156
2750	4/25/05 13:00	259377.69	258080.8125	258.0808125	64.52020313
2751	4/25/05 14:00	234237.7	233066.5156	233.0665156	58.26662891
2752	4/25/05 15:00	187876.95	186937.5625	186.9375625	46.73439063
2753	4/25/05 16:00	119670.625	119072.2734	119.0722734	29.76806836

2754	4/25/05 17:00	58507.184	58214.64453	58.21464453	14.55366113
2755	4/25/05 18:00	5210.754	5184.700195	5.184700195	1.296175049
2756	4/25/05 19:00		0	0	0
2757	4/25/05 20:00		0	0	0
2758	4/25/05 21:00		0	0	0
2759	4/25/05 22:00		0	0	0
2760	4/25/05 23:00		0	0	0
2761	4/26/05 0:00		0	0	0
2762	4/26/05 1:00		0	0	0
2763	4/26/05 2:00		0	0	0
2764	4/26/05 3:00		0	0	0
2765	4/26/05 4:00		0	0	0
2766	4/26/05 5:00	1154.9536	1149.178833	1.149178833	0.2872947083
2767	4/26/05 6:00	38199.695	38008.69922	38.00869922	9.502174805
2768	4/26/05 7:00	92569.94	92107.08594	92.10708594	23.02677148
2769	4/26/05 8:00	151352.06	150595.2969	150.5952969	37.64882422
2770	4/26/05 9:00	162251.66	161440.3906	161.4403906	40.36009766
2771	4/26/05 10:00	211941.5	210881.7969	210.8817969	52.72044922
2772	4/26/05 11:00	216883.22	215798.7969	215.7987969	53.94969922
2773	4/26/05 12:00	247256.08	246019.7969	246.0197969	61.50494922
2774	4/26/05 13:00	252748.97	251485.2188	251.4852188	62.87130469
2775	4/26/05 14:00	226915.27	225780.6875	225.7806875	56.44517188
2776	4/26/05 15:00	171967.42	171107.5938	171.1075938	42.77689844
2777	4/26/05 16:00	114562.69	113989.875	113.989875	28.49746875
2778	4/26/05 17:00	41944.15	41734.42578	41.73442578	10.43360645
2779	4/26/05 18:00	4241.332	4220.125488	4.220125488	1.055031372
2780	4/26/05 19:00		0	0	0
2781	4/26/05 20:00		0	0	0
2782	4/26/05 21:00		0	0	0
2783	4/26/05 22:00		0	0	0
2784	4/26/05 23:00		0	0	0
2785	4/27/05 0:00		0	0	0
2786	4/27/05 1:00		0	0	0
2787	4/27/05 2:00		0	0	0
2788	4/27/05 3:00		0	0	0
2789	4/27/05 4:00		0	0	0
2790	4/27/05 5:00	1903.0684	1893.552979	1.893552979	0.4733882446
2791	4/27/05 6:00	39484.688	39287.26563	39.28726563	9.821816406
2792	4/27/05 7:00	90361.17	89909.36719	89.90936719	22.4773418
2793	4/27/05 8:00	141851.64	141142.375	141.142375	35.28559375
2794	4/27/05 9:00	200343.94	199342.2188	199.3422188	49.83555469
2795	4/27/05 10:00	217662.11	216573.7969	216.5737969	54.14344922
2796	4/27/05 11:00	244931.34	243706.6875	243.7066875	60.92667188
2797	4/27/05 12:00	162383.83	161571.9063	161.5719063	40.39297656
2798	4/27/05 13:00	49527.492	49279.85156	49.27985156	12.31996289
2799	4/27/05 14:00	51674.703	51416.33203	51.41633203	12.85408301
2800	4/27/05 15:00	49644.652	49396.42969	49.39642969	12.34910742
2801	4/27/05 16:00	132866.42	132202.0938	132.2020938	33.05052344
2802	4/27/05 17:00	48663.25	48419.93359	48.41993359	12.1049834
2803	4/27/05 18:00	5183.1494	5157.233887	5.157233887	1.289308472
2804	4/27/05 19:00		0	0	0
2805	4/27/05 20:00		0	0	0
2806	4/27/05 21:00		0	0	0
2807	4/27/05 22:00		0	0	0
2808	4/27/05 23:00		0	0	0
2809	4/28/05 0:00		0	0	0
2810	4/28/05 1:00		0	0	0
2811	4/28/05 2:00		0	0	0
2812	4/28/05 3:00		0	0	0
2813	4/28/05 4:00		0	0	0
2814	4/28/05 5:00	460.09372	457.7932434	0.4577932434	0.1144483109
2815	4/28/05 6:00	8182.114	8141.203125	8.141203125	2.035300781
2816	4/28/05 7:00	63147.11	62831.37109	62.83137109	15.70784277
2817	4/28/05 8:00	77908.95	77519.41406	77.51941406	19.37985352
2818	4/28/05 9:00	94550.04	94077.28906	94.07728906	23.51932227
2819	4/28/05 10:00	206254.44	205223.1719	205.2231719	51.30579297
2820	4/28/05 11:00	209377.84	208330.9531	208.3309531	52.08273828
2821	4/28/05 12:00	166085.56	165255.125	165.255125	41.31378125
2822	4/28/05 13:00	60748.58	60444.83594	60.44483594	15.11120898
2823	4/28/05 14:00	206647.5	205614.25	205.61425	51.4035625
2824	4/28/05 15:00	156059.4	155279.1094	155.2791094	38.81977734
2825	4/28/05 16:00	112804.08	112240.0547	112.2400547	28.06001367
2826	4/28/05 17:00	63149.484	62833.73438	62.83373438	15.70843359
2827	4/28/05 18:00	6590.1553	6557.20459	6.55720459	1.639301147
2828	4/28/05 19:00		0	0	0
2829	4/28/05 20:00		0	0	0
2830	4/28/05 21:00		0	0	0
2831	4/28/05 22:00		0	0	0
2832	4/28/05 23:00		0	0	0
2833	4/29/05 0:00		0	0	0
2834	4/29/05 1:00		0	0	0
2835	4/29/05 2:00		0	0	0
2836	4/29/05 3:00		0	0	0
2837	4/29/05 4:00		0	0	0
2838	4/29/05 5:00	2439.7964	2427.597412	2.427597412	0.6068993353
2839	4/29/05 6:00	41896.645	41687.16016	41.68716016	10.42179004
2840	4/29/05 7:00	99203.734	98707.71875	98.70771875	24.67692969
2841	4/29/05 8:00	161096.66	160291.1719	160.2911719	40.07279297
2842	4/29/05 9:00	212069.33	211008.9688	211.0089688	52.75224219
2843	4/29/05 10:00	248015.94	246775.8594	246.7758594	61.69396484
2844	4/29/05 11:00	255885.38	254605.9531	254.6059531	63.65148828
2845	4/29/05 12:00	271764.72	270405.9063	270.4059063	67.60147656
2846	4/29/05 13:00	253181.83	251915.9219	251.9159219	62.97898047
2847	4/29/05 14:00	230586.78	229433.8594	229.4338594	57.35846484
2848	4/29/05 15:00	189695.03	188746.5625	188.7465625	47.18664063

2849	4/29/05 16:00	128286.93	127645.5	127.6455	31.911375
2850	4/29/05 17:00	65371.35	65044.49609	65.04449609	16.26112402
2851	4/29/05 18:00	7180.391	7144.489258	7.144489258	1.786122314
2852	4/29/05 19:00		0	0	0
2853	4/29/05 20:00		0	0	0
2854	4/29/05 21:00		0	0	0
2855	4/29/05 22:00		0	0	0
2856	4/29/05 23:00		0	0	0
2857	4/30/05 0:00		0	0	0
2858	4/30/05 1:00		0	0	0
2859	4/30/05 2:00		0	0	0
2860	4/30/05 3:00		0	0	0
2861	4/30/05 4:00		0	0	0
2862	4/30/05 5:00	2348.9045	2337.160156	2.337160156	0.5842900391
2863	4/30/05 6:00	41826.11	41616.98047	41.61698047	10.40424512
2864	4/30/05 7:00	96780.984	96297.07813	96.29707813	24.07426953
2865	4/30/05 8:00	131878.81	131219.4219	131.2194219	32.80485547
2866	4/30/05 9:00	200002.72	199002.7031	199.0027031	49.75067578
2867	4/30/05 10:00	200383.03	199381.1094	199.3811094	49.84527734
2868	4/30/05 11:00	236121.27	234940.6563	234.9406563	58.73516406
2869	4/30/05 12:00	243726.66	242508.0313	242.5080313	60.62700781
2870	4/30/05 13:00	129113.63	128468.0625	128.4680625	32.11701563
2871	4/30/05 14:00	59634.77	59336.59375	59.33659375	14.83414844
2872	4/30/05 15:00	33955.355	33785.57813	33.78557813	8.446394531
2873	4/30/05 16:00	35729.79	35551.13672	35.55113672	8.88778418
2874	4/30/05 17:00	23005.43	22890.40234	22.89040234	5.722600586
2875	4/30/05 18:00	2480.2358	2467.834473	2.467834473	0.6169586182
2876	4/30/05 19:00		0	0	0
2877	4/30/05 20:00		0	0	0
2878	4/30/05 21:00		0	0	0
2879	4/30/05 22:00		0	0	0
2880	4/30/05 23:00		0	0	0
2881	5/1/02 0:00		0	0	0
2882	5/1/02 1:00		0	0	0
2883	5/1/02 2:00		0	0	0
2884	5/1/02 3:00		0	0	0
2885	5/1/02 4:00		0	0	0
2886	5/1/02 5:00	3229.3398	3213.193115	3.213193115	0.8032982788
2887	5/1/02 6:00	43528.94	43311.29688	43.31129688	10.82782422
2888	5/1/02 7:00	100103.22	99602.70313	99.60270313	24.90067578
2889	5/1/02 8:00	156913.5	156128.9375	156.1289375	39.03223438
2890	5/1/02 9:00	203144.64	202128.9219	202.1289219	50.53223047
2891	5/1/02 10:00	241553.67	240345.9063	240.3459063	60.08647656
2892	5/1/02 11:00	224569.89	223447.0469	223.4470469	55.86176172
2893	5/1/02 12:00	247561.61	246323.8125	246.3238125	61.58095313
2894	5/1/02 13:00	237437	236249.8125	236.2498125	59.06245313
2895	5/1/02 14:00	198115.16	197124.5938	197.1245938	49.28114844
2896	5/1/02 15:00	170157.22	169306.4375	169.3064375	42.32660938
2897	5/1/02 16:00	124721.94	124098.3281	124.0983281	31.02458203
2898	5/1/02 17:00	62565.234	62252.40625	62.25240625	15.56310156
2899	5/1/02 18:00	7490.221	7452.77002	7.45277002	1.863192505
2900	5/1/02 19:00		0	0	0
2901	5/1/02 20:00		0	0	0
2902	5/1/02 21:00		0	0	0
2903	5/1/02 22:00		0	0	0
2904	5/1/02 23:00		0	0	0
2905	5/2/02 0:00		0	0	0
2906	5/2/02 1:00		0	0	0
2907	5/2/02 2:00		0	0	0
2908	5/2/02 3:00		0	0	0
2909	5/2/02 4:00		0	0	0
2910	5/2/02 5:00	3673.7043	3655.335693	3.655335693	0.9138339233
2911	5/2/02 6:00	43351.582	43134.82422	43.13482422	10.78370605
2912	5/2/02 7:00	98775.8	98281.92188	98.28192188	24.57048047
2913	5/2/02 8:00	160277.5	159476.125	159.476125	39.86903125
2914	5/2/02 9:00	205364.12	204337.2969	204.3372969	51.08432422
2915	5/2/02 10:00	240162.19	238961.375	238.961375	59.74034375
2916	5/2/02 11:00	263944.47	262624.75	262.62475	65.6561875
2917	5/2/02 12:00	269836.84	268487.6563	268.4876563	67.12191406
2918	5/2/02 13:00	257803.61	256514.5938	256.5145938	64.12864844
2919	5/2/02 14:00	235347	234170.2656	234.1702656	58.54256641
2920	5/2/02 15:00	190346.44	189394.7031	189.3947031	47.34867578
2921	5/2/02 16:00	132214.64	131553.5781	131.5535781	32.88839453
2922	5/2/02 17:00	66230.63	65899.47656	65.89947656	16.47486914
2923	5/2/02 18:00	8422.225	8380.114258	8.380114258	2.095028564
2924	5/2/02 19:00		0	0	0
2925	5/2/02 20:00		0	0	0
2926	5/2/02 21:00		0	0	0
2927	5/2/02 22:00		0	0	0
2928	5/2/02 23:00		0	0	0
2929	5/3/02 0:00		0	0	0
2930	5/3/02 1:00		0	0	0
2931	5/3/02 2:00		0	0	0
2932	5/3/02 3:00		0	0	0
2933	5/3/02 4:00		0	0	0
2934	5/3/02 5:00	3945.9446	3926.214844	3.926214844	0.9815537109
2935	5/3/02 6:00	44356.754	44134.97266	44.13497266	11.03374316
2936	5/3/02 7:00	83952.91	83533.14063	83.53314063	20.88328516
2937	5/3/02 8:00	161843.58	161034.3594	161.0343594	40.25858984
2938	5/3/02 9:00	210101.22	209050.7188	209.0507188	52.26267969
2939	5/3/02 10:00	244688.22	243464.7813	243.4647813	60.86619531
2940	5/3/02 11:00	268266.1	266924.75	266.92475	66.7311875
2941	5/3/02 12:00	269807.16	268458.0938	268.4580938	67.11452344
2942	5/3/02 13:00	258586.92	257294	257.294	64.3235
2943	5/3/02 14:00	228325.72	227184.0781	227.1840781	56.79601953

2944	5/3/02 15:00	190080.88	189130.4688	189.1304688	47.28261719
2945	5/3/02 16:00	131179.03	130523.1406	130.5231406	32.63078516
2946	5/3/02 17:00	64358.723	64036.92969	64.03692969	16.00923242
2947	5/3/02 18:00	8693.099	8649.632813	8.649632813	2.162408203
2948	5/3/02 19:00		0	0	0
2949	5/3/02 20:00		0	0	0
2950	5/3/02 21:00		0	0	0
2951	5/3/02 22:00		0	0	0
2952	5/3/02 23:00		0	0	0
2953	5/4/02 0:00		0	0	0
2954	5/4/02 1:00		0	0	0
2955	5/4/02 2:00		0	0	0
2956	5/4/02 3:00		0	0	0
2957	5/4/02 4:00		0	0	0
2958	5/4/02 5:00	4200.187	4179.186035	4.179186035	1.044796509
2959	5/4/02 6:00	44875.59	44651.21094	44.65121094	11.16280273
2960	5/4/02 7:00	103893.7	103374.2344	103.3742344	25.84355859
2961	5/4/02 8:00	162759.44	161945.6406	161.9456406	40.48641016
2962	5/4/02 9:00	209618.16	208570.0625	208.5700625	52.14251563
2963	5/4/02 10:00	248208.95	246967.9063	246.9679063	61.74197656
2964	5/4/02 11:00	264634.94	263311.75	263.31175	65.8279375
2965	5/4/02 12:00	266157.56	264826.7813	264.8267813	66.20669531
2966	5/4/02 13:00	257244.56	255958.3438	255.9583438	63.98958594
2967	5/4/02 14:00	230128.23	228977.5938	228.9775938	57.24439844
2968	5/4/02 15:00	188014.73	187074.6719	187.0746719	46.76866797
2969	5/4/02 16:00	132349.69	131687.9375	131.6879375	32.92198438
2970	5/4/02 17:00	66272.234	65940.875	65.940875	16.48521875
2971	5/4/02 18:00	9335.171	9288.495117	9.288495117	2.322123779
2972	5/4/02 19:00		0	0	0
2973	5/4/02 20:00		0	0	0
2974	5/4/02 21:00		0	0	0
2975	5/4/02 22:00		0	0	0
2976	5/4/02 23:00		0	0	0
2977	5/5/02 0:00		0	0	0
2978	5/5/02 1:00		0	0	0
2979	5/5/02 2:00		0	0	0
2980	5/5/02 3:00		0	0	0
2981	5/5/02 4:00		0	0	0
2982	5/5/02 5:00	4896.0615	4871.581055	4.871581055	1.217895264
2983	5/5/02 6:00	44008.625	43788.58203	43.78858203	10.94714551
2984	5/5/02 7:00	100756.43	100252.6484	100.2526484	25.06316211
2985	5/5/02 8:00	160897.08	160092.5938	160.0925938	40.02314844
2986	5/5/02 9:00	207164.23	206128.4063	206.1284063	51.53210156
2987	5/5/02 10:00	243889.64	242670.1875	242.6701875	60.66754688
2988	5/5/02 11:00	259379.33	258082.4219	258.0824219	64.52060547
2989	5/5/02 12:00	265585.78	264257.875	264.257875	66.06446875
2990	5/5/02 13:00	257442.84	256155.625	256.155625	64.03890625
2991	5/5/02 14:00	231192.92	230036.9531	230.0369531	57.50923828
2992	5/5/02 15:00	182695.2	181781.7188	181.7817188	45.44542969
2993	5/5/02 16:00	133677.69	133009.2969	133.0092969	33.25232422
2994	5/5/02 17:00	69175.836	68829.96094	68.82996094	17.20749023
2995	5/5/02 18:00	10256.04	10204.75977	10.20475977	2.551189941
2996	5/5/02 19:00		0	0	0
2997	5/5/02 20:00		0	0	0
2998	5/5/02 21:00		0	0	0
2999	5/5/02 22:00		0	0	0
3000	5/5/02 23:00		0	0	0
3001	5/6/02 0:00		0	0	0
3002	5/6/02 1:00		0	0	0
3003	5/6/02 2:00		0	0	0
3004	5/6/02 3:00		0	0	0
3005	5/6/02 4:00		0	0	0
3006	5/6/02 5:00	5417.274	5390.187988	5.390187988	1.347546997
3007	5/6/02 6:00	45950.83	45721.07422	45.72107422	11.43026855
3008	5/6/02 7:00	102170.59	101659.7422	101.6597422	25.41493555
3009	5/6/02 8:00	165611.56	164783.5156	164.7835156	41.19587891
3010	5/6/02 9:00	214315.22	213243.6406	213.2436406	53.31091016
3011	5/6/02 10:00	249576.77	248328.875	248.328875	62.08221875
3012	5/6/02 11:00	270494.3	269141.8438	269.1418438	67.28546094
3013	5/6/02 12:00	272001.03	270641.0313	270.6410313	67.66025781
3014	5/6/02 13:00	259669.44	258371.0938	258.3710938	64.59277344
3015	5/6/02 14:00	235347.27	234170.5313	234.1705313	58.54263281
3016	5/6/02 15:00	194053.66	193083.375	193.083375	48.27084375
3017	5/6/02 16:00	137684.6	136996.1719	136.9961719	34.24904297
3018	5/6/02 17:00	70611.72	70258.66406	70.25866406	17.56466602
3019	5/6/02 18:00	10431.754	10379.59473	10.37959473	2.594898682
3020	5/6/02 19:00		0	0	0
3021	5/6/02 20:00		0	0	0
3022	5/6/02 21:00		0	0	0
3023	5/6/02 22:00		0	0	0
3024	5/6/02 23:00		0	0	0
3025	5/7/02 0:00		0	0	0
3026	5/7/02 1:00		0	0	0
3027	5/7/02 2:00		0	0	0
3028	5/7/02 3:00		0	0	0
3029	5/7/02 4:00		0	0	0
3030	5/7/02 5:00	6024.0547	5993.93457	5.99393457	1.498483643
3031	5/7/02 6:00	45253.035	45026.76953	45.02676953	11.25669238
3032	5/7/02 7:00	106814.16	106280.0859	106.2800859	26.57002148
3033	5/7/02 8:00	167034.27	166199.0938	166.1990938	41.54977344
3034	5/7/02 9:00	216107.47	215026.9219	215.0269219	53.75673047
3035	5/7/02 10:00	253508.77	252241.2188	252.2412188	63.06030469
3036	5/7/02 11:00	268015	266674.9375	266.6749375	66.66873438
3037	5/7/02 12:00	272288.1	270926.625	270.926625	67.73165625
3038	5/7/02 13:00	261718.88	260410.2813	260.4102813	65.10257031

3039	5/7/02 14:00	237710.62	236522.0625	236.5220625	59.13051563
3040	5/7/02 15:00	185235.95	184309.7656	184.3097656	46.07744141
3041	5/7/02 16:00	131710.8	131052.2344	131.0522344	32.76305859
3042	5/7/02 17:00	64183.336	63862.41797	63.86241797	15.96560449
3043	5/7/02 18:00	9940.81	9891.105469	9.891105469	2.472776367
3044	5/7/02 19:00		0	0	0
3045	5/7/02 20:00		0	0	0
3046	5/7/02 21:00		0	0	0
3047	5/7/02 22:00		0	0	0
3048	5/7/02 23:00		0	0	0
3049	5/8/02 0:00		0	0	0
3050	5/8/02 1:00		0	0	0
3051	5/8/02 2:00		0	0	0
3052	5/8/02 3:00		0	0	0
3053	5/8/02 4:00		0	0	0
3054	5/8/02 5:00	6535.41	6502.733398	6.502733398	1.62568335
3055	5/8/02 6:00	47061.508	46826.19922	46.82619922	11.7065498
3056	5/8/02 7:00	106682.41	106148.9922	106.1489922	26.53724805
3057	5/8/02 8:00	164885.11	164060.6719	164.0606719	41.01516797
3058	5/8/02 9:00	212636.47	211573.2813	211.5732813	52.89332031
3059	5/8/02 10:00	249729.02	248480.375	248.480375	62.12009375
3060	5/8/02 11:00	266101.2	264770.6563	264.7706563	66.19266406
3061	5/8/02 12:00	271168.5	269812.6563	269.8126563	67.45316406
3062	5/8/02 13:00	257055.95	255770.6719	255.7706719	63.94266797
3063	5/8/02 14:00	233424.28	232257.1563	232.2571563	58.06428906
3064	5/8/02 15:00	191493.77	190536.2969	190.5362969	47.63407422
3065	5/8/02 16:00	134520.81	133848.2031	133.8482031	33.46205078
3066	5/8/02 17:00	69888.09	69538.65625	69.53865625	17.38466406
3067	5/8/02 18:00	15150.896	15075.1416	15.0751416	3.7687854
3068	5/8/02 19:00		0	0	0
3069	5/8/02 20:00		0	0	0
3070	5/8/02 21:00		0	0	0
3071	5/8/02 22:00		0	0	0
3072	5/8/02 23:00		0	0	0
3073	5/9/02 0:00		0	0	0
3074	5/9/02 1:00		0	0	0
3075	5/9/02 2:00		0	0	0
3076	5/9/02 3:00		0	0	0
3077	5/9/02 4:00		0	0	0
3078	5/9/02 5:00	7128.3613	7092.719238	7.092719238	1.77317981
3079	5/9/02 6:00	49243.977	48997.75781	48.99775781	12.24943945
3080	5/9/02 7:00	107647.09	107108.8594	107.1088594	26.77721484
3081	5/9/02 8:00	166510.69	165678.1406	165.6781406	41.41953516
3082	5/9/02 9:00	217063.42	215978.1094	215.9781094	53.99452734
3083	5/9/02 10:00	253184.98	251919.0469	251.9190469	62.97976172
3084	5/9/02 11:00	270616.62	269263.5625	269.2635625	67.31589063
3085	5/9/02 12:00	274582.2	273209.2813	273.2092813	68.30232031
3086	5/9/02 13:00	261824.84	260515.7188	260.5157188	65.12892969
3087	5/9/02 14:00	233043.1	231877.875	231.877875	57.96946875
3088	5/9/02 15:00	193811.55	192842.4844	192.8424844	48.21062109
3089	5/9/02 16:00	133506.33	132838.7969	132.8387969	33.20969922
3090	5/9/02 17:00	66885.03	66550.60938	66.55060938	16.63765234
3091	5/9/02 18:00	14582.825	14509.91113	14.50991113	3.627477783
3092	5/9/02 19:00		0	0	0
3093	5/9/02 20:00		0	0	0
3094	5/9/02 21:00		0	0	0
3095	5/9/02 22:00		0	0	0
3096	5/9/02 23:00		0	0	0
3097	5/10/02 0:00		0	0	0
3098	5/10/02 1:00		0	0	0
3099	5/10/02 2:00		0	0	0
3100	5/10/02 3:00		0	0	0
3101	5/10/02 4:00		0	0	0
3102	5/10/02 5:00	7493.5234	7456.055664	7.456055664	1.864013916
3103	5/10/02 6:00	49333	49086.33594	49.08633594	12.27158398
3104	5/10/02 7:00	110026.64	109476.5078	109.4765078	27.36912695
3105	5/10/02 8:00	170069.02	169218.6719	169.2186719	42.30466797
3106	5/10/02 9:00	220922.05	219817.4375	219.8174375	54.95453938
3107	5/10/02 10:00	252613.31	251350.25	251.35025	62.8375625
3108	5/10/02 11:00	272773.6	271409.7188	271.4097188	67.85242969
3109	5/10/02 12:00	270697.25	269343.75	269.34375	67.3359375
3110	5/10/02 13:00	208424.36	207382.25	207.38225	51.8455625
3111	5/10/02 14:00	236947.33	235762.5938	235.7625938	58.94064844
3112	5/10/02 15:00	193911.86	192942.3125	192.9423125	48.23557813
3113	5/10/02 16:00	138070.03	137379.6719	137.3796719	34.34491797
3114	5/10/02 17:00	71072.61	70717.25	70.71725	17.6793125
3115	5/10/02 18:00	15833.84	15754.6709	15.7546709	3.938667725
3116	5/10/02 19:00		0	0	0
3117	5/10/02 20:00		0	0	0
3118	5/10/02 21:00		0	0	0
3119	5/10/02 22:00		0	0	0
3120	5/10/02 23:00		0	0	0
3121	5/11/02 0:00		0	0	0
3122	5/11/02 1:00		0	0	0
3123	5/11/02 2:00		0	0	0
3124	5/11/02 3:00		0	0	0
3125	5/11/02 4:00		0	0	0
3126	5/11/02 5:00	7479.139	7441.743164	7.441743164	1.860435791
3127	5/11/02 6:00	49035.7	48790.51953	48.79051953	12.19762988
3128	5/11/02 7:00	109104.375	108558.8516	108.5588516	27.13971289
3129	5/11/02 8:00	166530.88	165698.2188	165.6982188	41.42455469
3130	5/11/02 9:00	213591.53	212523.5781	212.5235781	53.13089453
3131	5/11/02 10:00	245591.95	244364	244.364	61.091
3132	5/11/02 11:00	269745.9	268397.1875	268.3971875	67.09929688
3133	5/11/02 12:00	264418.75	263096.6563	263.0966563	65.77416406

3134	5/11/02 13:00	258321.1	257029.5	257.0295	64.257375
3135	5/11/02 14:00	232812.83	231648.7656	231.6487656	57.91219141
3136	5/11/02 15:00	191528.92	190571.2656	190.5712656	47.64281641
3137	5/11/02 16:00	136550.53	135867.7813	135.8677813	33.96694531
3138	5/11/02 17:00	69276.33	68929.94531	68.92994531	17.23248633
3139	5/11/02 18:00	15741.008	15662.30273	15.66230273	3.915575684
3140	5/11/02 19:00		0	0	0
3141	5/11/02 20:00		0	0	0
3142	5/11/02 21:00		0	0	0
3143	5/11/02 22:00		0	0	0
3144	5/11/02 23:00		0	0	0
3145	5/12/02 0:00		0	0	0
3146	5/12/02 1:00		0	0	0
3147	5/12/02 2:00		0	0	0
3148	5/12/02 3:00		0	0	0
3149	5/12/02 4:00		0	0	0
3150	5/12/02 5:00	7722.6343	7684.021484	7.684021484	1.921005371
3151	5/12/02 6:00	47723.77	47485.15234	47.48515234	11.87128809
3152	5/12/02 7:00	106737.05	106203.3672	106.2033672	26.5508418
3153	5/12/02 8:00	155734.97	154956.2813	154.9562813	38.73907031
3154	5/12/02 9:00	195786.62	194807.6875	194.8076875	48.70192188
3155	5/12/02 10:00	222998.98	221883.9844	221.8839844	55.47099609
3156	5/12/02 11:00	239810.05	238610.9844	238.6109844	59.65274609
3157	5/12/02 12:00	165537.33	164709.6406	164.7096406	41.17741016
3158	5/12/02 13:00	197685.5	196697.0781	196.6970781	49.17426953
3159	5/12/02 14:00	149545.44	148797.7188	148.7977188	37.19942969
3160	5/12/02 15:00	181931.25	181021.5938	181.0215938	45.25539844
3161	5/12/02 16:00	133825.06	133155.9375	133.1559375	33.28898438
3162	5/12/02 17:00	73200.27	72834.27344	72.83427344	18.20856836
3163	5/12/02 18:00	16813.205	16729.13867	16.72913867	4.182284668
3164	5/12/02 19:00		0	0	0
3165	5/12/02 20:00		0	0	0
3166	5/12/02 21:00		0	0	0
3167	5/12/02 22:00		0	0	0
3168	5/12/02 23:00		0	0	0
3169	5/13/02 0:00		0	0	0
3170	5/13/02 1:00		0	0	0
3171	5/13/02 2:00		0	0	0
3172	5/13/02 3:00		0	0	0
3173	5/13/02 4:00		0	0	0
3174	5/13/02 5:00	8549.23	8506.484375	8.506484375	2.126621094
3175	5/13/02 6:00	51075.54	50820.16406	50.82016406	12.70504102
3176	5/13/02 7:00	111031.805	110476.6484	110.4766484	27.61916211
3177	5/13/02 8:00	168956.25	168111.4688	168.1114688	42.02786719
3178	5/13/02 9:00	219325.28	218228.6563	218.2286563	54.55716406
3179	5/13/02 10:00	252101.3	250840.7969	250.8407969	62.71019922
3180	5/13/02 11:00	271436.34	270079.1563	270.0791563	67.51978906
3181	5/13/02 12:00	273902.16	272532.6563	272.5326563	68.13316406
3182	5/13/02 13:00	261932.6	260622.9219	260.6229219	65.15573047
3183	5/13/02 14:00	238976.1	237781.2188	237.7812188	59.44530469
3184	5/13/02 15:00	196429.55	195447.4063	195.4474063	48.86185156
3185	5/13/02 16:00	139999.72	139299.7188	139.2997188	34.82492969
3186	5/13/02 17:00	69553.84	69206.07813	69.20607813	17.30151953
3187	5/13/02 18:00	16040.526	15960.32422	15.96032422	3.990081055
3188	5/13/02 19:00		0	0	0
3189	5/13/02 20:00		0	0	0
3190	5/13/02 21:00		0	0	0
3191	5/13/02 22:00		0	0	0
3192	5/13/02 23:00		0	0	0
3193	5/14/02 0:00		0	0	0
3194	5/14/02 1:00		0	0	0
3195	5/14/02 2:00		0	0	0
3196	5/14/02 3:00		0	0	0
3197	5/14/02 4:00		0	0	0
3198	5/14/02 5:00	8943.18	8898.463867	8.898463867	2.224615967
3199	5/14/02 6:00	52454.047	52191.77344	52.19177344	13.04794336
3200	5/14/02 7:00	109939.12	109389.4219	109.3894219	27.34735547
3201	5/14/02 8:00	166847.39	166013.1406	166.0131406	41.50328516
3202	5/14/02 9:00	211242.7	210186.4844	210.1864844	52.54662109
3203	5/14/02 10:00	253741.14	252472.4375	252.4724375	63.11810938
3204	5/14/02 11:00	270624.62	269271.5	269.2715	67.317875
3205	5/14/02 12:00	270830.8	269476.6563	269.4766563	67.36916406
3206	5/14/02 13:00	259951.48	258651.7344	258.6517344	64.66293359
3207	5/14/02 14:00	227812.28	226673.2188	226.6732188	56.66830469
3208	5/14/02 15:00	194158.36	193187.5625	193.1875625	48.29689063
3209	5/14/02 16:00	137506.84	136819.3125	136.8193125	34.20482813
3210	5/14/02 17:00	71777	71418.11719	71.41811719	17.8545293
3211	5/14/02 18:00	16971.342	16886.48633	16.88648633	4.221621582
3212	5/14/02 19:00		0	0	0
3213	5/14/02 20:00		0	0	0
3214	5/14/02 21:00		0	0	0
3215	5/14/02 22:00		0	0	0
3216	5/14/02 23:00		0	0	0
3217	5/15/02 0:00		0	0	0
3218	5/15/02 1:00		0	0	0
3219	5/15/02 2:00		0	0	0
3220	5/15/02 3:00		0	0	0
3221	5/15/02 4:00		0	0	0
3222	5/15/02 5:00	8817.94	8773.850586	8.773850586	2.193462646
3223	5/15/02 6:00	51441.254	51184.04688	51.18404688	12.79601172
3224	5/15/02 7:00	109876.82	109327.4375	109.3274375	27.33185938
3225	5/15/02 8:00	165889.22	165059.7656	165.0597656	41.26494141
3226	5/15/02 9:00	212034.05	210973.875	210.973875	52.74346875
3227	5/15/02 10:00	249644.38	248396.1406	248.3961406	62.09903516
3228	5/15/02 11:00	257144	255858.2813	255.8582813	63.96457031

3229	5/15/02 12:00	271972.47	270612.625	270.612625	67.65315625
3230	5/15/02 13:00	260694.98	259391.5	259.3915	64.847875
3231	5/15/02 14:00	225648.17	224519.9219	224.5199219	56.12998047
3232	5/15/02 15:00	122190.79	121579.8359	121.5798359	30.39495898
3233	5/15/02 16:00	133501.14	132833.625	132.833625	33.20840625
3234	5/15/02 17:00	24023.176	23903.05859	23.90305859	5.975764648
3235	5/15/02 18:00	5393.2827	5366.316406	5.366316406	1.341579102
3236	5/15/02 19:00		0	0	0
3237	5/15/02 20:00		0	0	0
3238	5/15/02 21:00		0	0	0
3239	5/15/02 22:00		0	0	0
3240	5/15/02 23:00		0	0	0
3241	5/16/02 0:00		0	0	0
3242	5/16/02 1:00		0	0	0
3243	5/16/02 2:00		0	0	0
3244	5/16/02 3:00		0	0	0
3245	5/16/02 4:00		0	0	0
3246	5/16/02 5:00	9441.633	9394.424805	9.394424805	2.348606201
3247	5/16/02 6:00	51339.01	51082.31641	51.08231641	12.7705791
3248	5/16/02 7:00	110814.23	110260.1563	110.2601563	27.56503906
3249	5/16/02 8:00	167401.44	166564.4375	166.5644375	41.64110938
3250	5/16/02 9:00	208551.33	207508.5781	207.5085781	51.87714453
3251	5/16/02 10:00	250349.34	249097.5938	249.0975938	62.27439844
3252	5/16/02 11:00	266713.75	265380.1563	265.3801563	66.34503906
3253	5/16/02 12:00	274310.1	272938.5313	272.9385313	68.23463281
3254	5/16/02 13:00	263441.7	262124.4844	262.1244844	65.53112109
3255	5/16/02 14:00	234966.86	233792.0313	233.7920313	58.44800781
3256	5/16/02 15:00	193470.33	192502.9844	192.5029844	48.12574609
3257	5/16/02 16:00	137961.6	137271.7813	137.2717813	34.31794531
3258	5/16/02 17:00	66992.484	66657.52344	66.65752344	16.66438086
3259	5/16/02 18:00	16139.711	16059.0127	16.0590127	4.014753174
3260	5/16/02 19:00	0	0	0	0
3261	5/16/02 20:00		0	0	0
3262	5/16/02 21:00		0	0	0
3263	5/16/02 22:00		0	0	0
3264	5/16/02 23:00		0	0	0
3265	5/17/02 0:00		0	0	0
3266	5/17/02 1:00		0	0	0
3267	5/17/02 2:00		0	0	0
3268	5/17/02 3:00		0	0	0
3269	5/17/02 4:00		0	0	0
3270	5/17/02 5:00	10192.125	10141.16504	10.14116504	2.53529126
3271	5/17/02 6:00	52958.504	52693.71094	52.69371094	13.17342773
3272	5/17/02 7:00	112468.68	111906.3359	111.9063359	27.97658398
3273	5/17/02 8:00	168201.3	167360.2969	167.3602969	41.84007422
3274	5/17/02 9:00	216882.88	215798.4688	215.7984688	53.94961719
3275	5/17/02 10:00	251183.72	249927.7969	249.9277969	62.48194922
3276	5/17/02 11:00	269069.38	267724.0313	267.7240313	66.93100781
3277	5/17/02 12:00	267947.56	266607.8438	266.6078438	66.65196094
3278	5/17/02 13:00	261334.45	260027.7813	260.0277813	65.00694531
3279	5/17/02 14:00	231324.84	230168.2188	230.1682188	57.54205469
3280	5/17/02 15:00	193521.48	192553.875	192.553875	48.13846875
3281	5/17/02 16:00	137441.02	136753.8125	136.7538125	34.18845313
3282	5/17/02 17:00	66427.38	66095.25	66.09525	16.5238125
3283	5/17/02 18:00	10911.273	10856.7168	10.8567168	2.714179199
3284	5/17/02 19:00		0	0	0
3285	5/17/02 20:00		0	0	0
3286	5/17/02 21:00		0	0	0
3287	5/17/02 22:00		0	0	0
3288	5/17/02 23:00		0	0	0
3289	5/18/02 0:00		0	0	0
3290	5/18/02 1:00		0	0	0
3291	5/18/02 2:00		0	0	0
3292	5/18/02 3:00		0	0	0
3293	5/18/02 4:00		0	0	0
3294	5/18/02 5:00	9978.147	9928.256836	9.928256836	2.482064209
3295	5/18/02 6:00	52588.79	52325.84375	52.32584375	13.08146094
3296	5/18/02 7:00	113461.414	112894.1094	112.8941094	28.22352734
3297	5/18/02 8:00	171360.17	170503.3594	170.5033594	42.62583984
3298	5/18/02 9:00	218669.08	217575.7344	217.5757344	54.39393359
3299	5/18/02 10:00	254147.16	252876.4219	252.8764219	63.21910547
3300	5/18/02 11:00	273485.16	272117.75	272.11775	68.0294375
3301	5/18/02 12:00	275956.88	274577.0938	274.5770938	68.64427344
3302	5/18/02 13:00	267271.5	265935.125	265.935125	66.48378125
3303	5/18/02 14:00	240733.6	239529.9219	239.5299219	59.88248047
3304	5/18/02 15:00	196175.12	195194.25	195.19425	48.7985625
3305	5/18/02 16:00	100708.914	100205.375	100.205375	25.05134375
3306	5/18/02 17:00	74982.98	74608.0625	74.6080625	18.65201563
3307	5/18/02 18:00	18578.598	18485.70508	18.48570508	4.62142627
3308	5/18/02 19:00	0	0	0	0
3309	5/18/02 20:00		0	0	0
3310	5/18/02 21:00		0	0	0
3311	5/18/02 22:00		0	0	0
3312	5/18/02 23:00		0	0	0
3313	5/19/02 0:00		0	0	0
3314	5/19/02 1:00		0	0	0
3315	5/19/02 2:00		0	0	0
3316	5/19/02 3:00		0	0	0
3317	5/19/02 4:00		0	0	0
3318	5/19/02 5:00	11995.231	11935.25586	11.93525586	2.983813965
3319	5/19/02 6:00	32555.797	32393.01758	32.39301758	8.098254395
3320	5/19/02 7:00	64119.434	63798.83594	63.79883594	15.94970898
3321	5/19/02 8:00	40042.703	39842.49219	39.84249219	9.960623047
3322	5/19/02 9:00	63730.7	63412.04688	63.41204688	15.85301172
3323	5/19/02 10:00	44849.156	44624.91016	44.62491016	11.15622754

3324	5/19/02 11:00	57227.332	56941.19531	56.94119531	14.23529883
3325	5/19/02 12:00	50587.938	50334.99609	50.33499609	12.58374902
3326	5/19/02 13:00	44806.13	44582.09766	44.58209766	11.14552441
3327	5/19/02 14:00	170916.75	170062.1719	170.0621719	42.51554297
3328	5/19/02 15:00	181663.4	180755.0781	180.7550781	45.18876953
3329	5/19/02 16:00	104185.414	103664.4844	103.6644844	25.91612109
3330	5/19/02 17:00	55825.434	55546.30859	55.54630859	13.88657715
3331	5/19/02 18:00	13858.872	13789.57813	13.78957813	3.447394531
3332	5/19/02 19:00	0	0	0	0
3333	5/19/02 20:00	0	0	0	0
3334	5/19/02 21:00	0	0	0	0
3335	5/19/02 22:00	0	0	0	0
3336	5/19/02 23:00	0	0	0	0
3337	5/20/02 0:00	0	0	0	0
3338	5/20/02 1:00	0	0	0	0
3339	5/20/02 2:00	0	0	0	0
3340	5/20/02 3:00	0	0	0	0
3341	5/20/02 4:00	0	0	0	0
3342	5/20/02 5:00	11575.18	11517.30371	11.51730371	2.879325928
3343	5/20/02 6:00	46359.9	46128.10156	46.12810156	11.53202539
3344	5/20/02 7:00	108610.5	108067.4453	108.0674453	27.01686133
3345	5/20/02 8:00	155120.92	154345.3281	154.3453281	38.58633203
3346	5/20/02 9:00	37586.9	37398.96484	37.39896484	9.349741211
3347	5/20/02 10:00	154648.92	153875.6719	153.8756719	38.46891797
3348	5/20/02 11:00	45489.164	45261.71875	45.26171875	11.31542969
3349	5/20/02 12:00	49549.895	49302.14453	49.30214453	12.32553613
3350	5/20/02 13:00	137427.31	136740.1719	136.7401719	34.18504297
3351	5/20/02 14:00	225404.34	224277.3281	224.2773281	56.06933203
3352	5/20/02 15:00	170582.3	169729.375	169.729375	42.43234375
3353	5/20/02 16:00	137250.44	136564.1875	136.5641875	34.14104688
3354	5/20/02 17:00	38116.242	37925.66016	37.92566016	9.481415039
3355	5/20/02 18:00	10224.461	10173.33887	10.17333887	2.543334717
3356	5/20/02 19:00	0	0	0	0
3357	5/20/02 20:00	0	0	0	0
3358	5/20/02 21:00	0	0	0	0
3359	5/20/02 22:00	0	0	0	0
3360	5/20/02 23:00	0	0	0	0
3361	5/21/02 0:00	0	0	0	0
3362	5/21/02 1:00	0	0	0	0
3363	5/21/02 2:00	0	0	0	0
3364	5/21/02 3:00	0	0	0	0
3365	5/21/02 4:00	0	0	0	0
3366	5/21/02 5:00	6452.3745	6420.112793	6.420112793	1.605028198
3367	5/21/02 6:00	24393.406	24271.4375	24.2714375	6.067859375
3368	5/21/02 7:00	45238.094	45011.90234	45.01190234	11.25297559
3369	5/21/02 8:00	155986.78	155206.8594	155.2068594	38.80171484
3370	5/21/02 9:00	196697.5	195714.0156	195.7140156	48.92850391
3371	5/21/02 10:00	52389.445	52127.49609	52.12749609	13.03187402
3372	5/21/02 11:00	49661.027	49412.72266	49.41272266	12.35318066
3373	5/21/02 12:00	229336.3	228189.625	228.189625	57.04706625
3374	5/21/02 13:00	70368.3	70016.46094	70.01646094	17.50411523
3375	5/21/02 14:00	105471.445	104944.0938	104.9440938	26.23602344
3376	5/21/02 15:00	110595.57	110042.5938	110.0425938	27.51064844
3377	5/21/02 16:00	101072.945	100567.5781	100.5675781	25.14189453
3378	5/21/02 17:00	75656.6	75278.32031	75.27832031	18.81958008
3379	5/21/02 18:00	19675.992	19577.61133	19.57761133	4.894402832
3380	5/21/02 19:00	0	0	0	0
3381	5/21/02 20:00	0	0	0	0
3382	5/21/02 21:00	0	0	0	0
3383	5/21/02 22:00	0	0	0	0
3384	5/21/02 23:00	0	0	0	0
3385	5/22/02 0:00	0	0	0	0
3386	5/22/02 1:00	0	0	0	0
3387	5/22/02 2:00	0	0	0	0
3388	5/22/02 3:00	0	0	0	0
3389	5/22/02 4:00	0	0	0	0
3390	5/22/02 5:00	11192.251	11136.28906	11.13628906	2.784072266
3391	5/22/02 6:00	55270.633	54994.28125	54.99428125	13.74857031
3392	5/22/02 7:00	116190.59	115609.6406	115.6096406	28.90241016
3393	5/22/02 8:00	173537.5	172669.8125	172.6698125	43.16745313
3394	5/22/02 9:00	221363.7	220256.8906	220.2568906	55.0642266
3395	5/22/02 10:00	256607.69	255324.6406	255.3246406	63.83116016
3396	5/22/02 11:00	273627.03	272258.9063	272.2589063	68.06472656
3397	5/22/02 12:00	273944.2	272574.4688	272.5744688	68.14361719
3398	5/22/02 13:00	264978.97	263654.0625	263.6540625	65.91351563
3399	5/22/02 14:00	239331.55	238134.8906	238.1348906	59.53372266
3400	5/22/02 15:00	198166.23	197175.3906	197.1753906	49.29384766
3401	5/22/02 16:00	144882.81	144158.3906	144.1583906	36.03959766
3402	5/22/02 17:00	75715.45	75336.875	75.336875	18.83421875
3403	5/22/02 18:00	19848.54	19749.29688	19.74929688	4.937324219
3404	5/22/02 19:00	0	0	0	0
3405	5/22/02 20:00	0	0	0	0
3406	5/22/02 21:00	0	0	0	0
3407	5/22/02 22:00	0	0	0	0
3408	5/22/02 23:00	0	0	0	0
3409	5/23/02 0:00	0	0	0	0
3410	5/23/02 1:00	0	0	0	0
3411	5/23/02 2:00	0	0	0	0
3412	5/23/02 3:00	0	0	0	0
3413	5/23/02 4:00	0	0	0	0
3414	5/23/02 5:00	11875.122	11815.74707	11.81574707	2.953936768
3415	5/23/02 6:00	55530.71	55253.05469	55.25305469	13.81326367
3416	5/23/02 7:00	115848.99	115269.75	115.26975	28.8174375
3417	5/23/02 8:00	172672.73	171809.3594	171.8093594	42.95233984
3418	5/23/02 9:00	221511.02	220403.4688	220.4034688	55.10086719

3419	5/23/02 10:00	256977.45	255692.5625	255.6925625	63.92314063
3420	5/23/02 11:00	272831.97	271467.8125	271.4678125	67.86695313
3421	5/23/02 12:00	273312.8	271946.25	271.94625	67.9865625
3422	5/23/02 13:00	263421.25	262104.1406	262.1041406	65.52603516
3423	5/23/02 14:00	238576.69	237383.7969	237.3837969	59.34594922
3424	5/23/02 15:00	196570.72	195587.8594	195.5878594	48.89696484
3425	5/23/02 16:00	143279.72	142563.3125	142.5633125	35.64082813
3426	5/23/02 17:00	80581.805	80178.89844	80.17889844	20.04472461
3427	5/23/02 18:00	18687.041	18593.60547	18.59360547	4.648401367
3428	5/23/02 19:00	0	0	0	0
3429	5/23/02 20:00	0	0	0	0
3430	5/23/02 21:00	0	0	0	0
3431	5/23/02 22:00	0	0	0	0
3432	5/23/02 23:00	0	0	0	0
3433	5/24/02 0:00	0	0	0	0
3434	5/24/02 1:00	0	0	0	0
3435	5/24/02 2:00	0	0	0	0
3436	5/24/02 3:00	0	0	0	0
3437	5/24/02 4:00	0	0	0	0
3438	5/24/02 5:00	11346.258	11289.52637	11.28952637	2.822381592
3439	5/24/02 6:00	55774.152	55495.28125	55.49528125	13.87382031
3440	5/24/02 7:00	113251.2	112684.9453	112.6849453	28.17123633
3441	5/24/02 8:00	168131.73	167291.0781	167.2910781	41.82276953
3442	5/24/02 9:00	215330.88	214254.2188	214.2542188	53.56355469
3443	5/24/02 10:00	246664.34	245431.0156	245.4310156	61.35775391
3444	5/24/02 11:00	265498.16	264170.6875	264.1706875	66.04267188
3445	5/24/02 12:00	267164.5	265828.6875	265.8286875	66.45717188
3446	5/24/02 13:00	256589.31	255306.3594	255.3063594	63.82658984
3447	5/24/02 14:00	232035.69	230875.5	230.8755	57.718875
3448	5/24/02 15:00	189888.47	188939.0313	188.9390313	47.23475781
3449	5/24/02 16:00	139380.53	138683.625	138.683625	34.67090625
3450	5/24/02 17:00	79670.32	79271.96875	79.27196875	19.81799219
3451	5/24/02 18:00	18780.242	18686.33984	18.68633984	4.671584961
3452	5/24/02 19:00	0	0	0	0
3453	5/24/02 20:00	0	0	0	0
3454	5/24/02 21:00	0	0	0	0
3455	5/24/02 22:00	0	0	0	0
3456	5/24/02 23:00	0	0	0	0
3457	5/25/02 0:00	0	0	0	0
3458	5/25/02 1:00	0	0	0	0
3459	5/25/02 2:00	0	0	0	0
3460	5/25/02 3:00	0	0	0	0
3461	5/25/02 4:00	0	0	0	0
3462	5/25/02 5:00	11793.496	11734.52832	11.73452832	2.93363208
3463	5/25/02 6:00	52390.754	52128.80078	52.12880078	13.0322002
3464	5/25/02 7:00	109381.37	108834.4609	108.8344609	27.20861523
3465	5/25/02 8:00	162656.1	161842.8125	161.8428125	40.46070313
3466	5/25/02 9:00	203684.33	202665.9063	202.6659063	50.66647656
3467	5/25/02 10:00	240620.69	239417.5781	239.4175781	59.85439453
3468	5/25/02 11:00	264838.53	263514.3438	263.5143438	65.87858594
3469	5/25/02 12:00	273554.28	272186.5	272.1865	68.046625
3470	5/25/02 13:00	260830.47	259526.3125	259.5263125	64.88157813
3471	5/25/02 14:00	236972.36	235787.5	235.7875	58.946875
3472	5/25/02 15:00	193914.31	192944.7344	192.9447344	48.23618359
3473	5/25/02 16:00	140989.38	140284.4375	140.2844375	35.07110938
3474	5/25/02 17:00	77768.016	77379.17969	77.37917969	19.34479492
3475	5/25/02 18:00	20800.604	20696.60156	20.69660156	5.174150391
3476	5/25/02 19:00	0	0	0	0
3477	5/25/02 20:00	0	0	0	0
3478	5/25/02 21:00	0	0	0	0
3479	5/25/02 22:00	0	0	0	0
3480	5/25/02 23:00	0	0	0	0
3481	5/26/02 0:00	0	0	0	0
3482	5/26/02 1:00	0	0	0	0
3483	5/26/02 2:00	0	0	0	0
3484	5/26/02 3:00	0	0	0	0
3485	5/26/02 4:00	0	0	0	0
3486	5/26/02 5:00	12160.184	12099.38281	12.09938281	3.024845703
3487	5/26/02 6:00	57810.996	57521.94141	57.52194141	14.38048535
3488	5/26/02 7:00	115637.37	115059.1797	115.0591797	28.76479492
3489	5/26/02 8:00	173604.78	172736.7656	172.7367656	43.18419141
3490	5/26/02 9:00	216920.14	215835.5469	215.8355469	53.95888672
3491	5/26/02 10:00	254150.72	252879.9531	252.8799531	63.21998828
3492	5/26/02 11:00	260019.88	258719.7656	258.7197656	64.67994141
3493	5/26/02 12:00	264131.38	262810.7188	262.8107188	65.70267969
3494	5/26/02 13:00	260624.52	259321.3906	259.3213906	64.83034766
3495	5/26/02 14:00	230483.08	229330.6719	229.3306719	57.33266797
3496	5/26/02 15:00	160084.44	159284.0156	159.2840156	39.82100391
3497	5/26/02 16:00	118999.805	118404.8047	118.4048047	29.60120117
3498	5/26/02 17:00	79244.3	78848.07813	78.84807813	19.71201953
3499	5/26/02 18:00	15596.878	15518.89355	15.51889355	3.879723389
3500	5/26/02 19:00	52.847256	52.58301926	0.05258301926	0.01314575481
3501	5/26/02 20:00	0	0	0	0
3502	5/26/02 21:00	0	0	0	0
3503	5/26/02 22:00	0	0	0	0
3504	5/26/02 23:00	0	0	0	0
3505	5/27/02 0:00	0	0	0	0
3506	5/27/02 1:00	0	0	0	0
3507	5/27/02 2:00	0	0	0	0
3508	5/27/02 3:00	0	0	0	0
3509	5/27/02 4:00	0	0	0	0
3510	5/27/02 5:00	11305.4	11248.87305	11.24887305	2.812218262
3511	5/27/02 6:00	52862.95	52598.63672	52.59863672	13.14965918
3512	5/27/02 7:00	115958.984	115379.1875	115.3791875	28.84479688
3513	5/27/02 8:00	139336.17	138639.5	138.6395	34.659875

3514	5/27/02 9:00	210579.5	209526.5938	209.5265938	52.38164844
3515	5/27/02 10:00	256166.67	254885.8281	254.8858281	63.72145703
3516	5/27/02 11:00	273091.12	271725.6875	271.7256875	67.93142188
3517	5/27/02 12:00	272258.1	270896.8125	270.8968125	67.72420313
3518	5/27/02 13:00	253530.12	252262.4688	252.2624688	63.06561719
3519	5/27/02 14:00	164066	163245.6719	163.2456719	40.81141797
3520	5/27/02 15:00	112794.555	112230.5859	112.2305859	28.05764648
3521	5/27/02 16:00	104948.414	104423.6719	104.4236719	26.10591797
3522	5/27/02 17:00	47244.703	47008.48047	47.00848047	11.75212012
3523	5/27/02 18:00	12694.335	12630.86328	12.63086328	3.15771582
3524	5/27/02 19:00	0	0	0	0
3525	5/27/02 20:00	0	0	0	0
3526	5/27/02 21:00	0	0	0	0
3527	5/27/02 22:00	0	0	0	0
3528	5/27/02 23:00	0	0	0	0
3529	5/28/02 0:00	0	0	0	0
3530	5/28/02 1:00	0	0	0	0
3531	5/28/02 2:00	0	0	0	0
3532	5/28/02 3:00	0	0	0	0
3533	5/28/02 4:00	0	0	0	0
3534	5/28/02 5:00	12504.877	12442.35254	12.44235254	3.110588135
3535	5/28/02 6:00	57741.234	57452.52734	57.45252734	14.36313184
3536	5/28/02 7:00	116035.62	115455.4375	115.4554375	28.86385938
3537	5/28/02 8:00	169655.45	168807.1719	168.8071719	42.20179297
3538	5/28/02 9:00	218817.78	217723.6875	217.7236875	54.43092188
3539	5/28/02 10:00	253867.77	252598.4219	252.5984219	63.14960547
3540	5/28/02 11:00	264282.22	262960.8125	262.9608125	65.74020313
3541	5/28/02 12:00	274566.4	273193.5938	273.1935938	68.29839844
3542	5/28/02 13:00	263761.53	262442.7188	262.4427188	65.61067969
3543	5/28/02 14:00	212405.64	211343.6094	211.3436094	52.83590234
3544	5/28/02 15:00	195254.17	194277.9063	194.2779063	48.56947656
3545	5/28/02 16:00	135497.88	134820.3906	134.8203906	33.70509766
3546	5/28/02 17:00	61176.207	60870.32813	60.87032813	15.21758203
3547	5/28/02 18:00	16663.508	16580.19141	16.58019141	4.145047852
3548	5/28/02 19:00	51.954914	51.69513702	0.05169513702	0.01292378426
3549	5/28/02 20:00	0	0	0	0
3550	5/28/02 21:00	0	0	0	0
3551	5/28/02 22:00	0	0	0	0
3552	5/28/02 23:00	0	0	0	0
3553	5/29/02 0:00	0	0	0	0
3554	5/29/02 1:00	0	0	0	0
3555	5/29/02 2:00	0	0	0	0
3556	5/29/02 3:00	0	0	0	0
3557	5/29/02 4:00	0	0	0	0
3558	5/29/02 5:00	12662.881	12599.56641	12.59956641	3.149891602
3559	5/29/02 6:00	55973.35	55693.48438	55.69348438	13.92337109
3560	5/29/02 7:00	116443.555	115861.3438	115.8613438	28.96533594
3561	5/29/02 8:00	170437.78	169585.5938	169.5855938	42.39639844
3562	5/29/02 9:00	219580.83	218482.9219	218.4829219	54.62073047
3563	5/29/02 10:00	253337.7	252071.0156	252.0710156	63.01775391
3564	5/29/02 11:00	270442.7	269090.4688	269.0904688	67.27261719
3565	5/29/02 12:00	270353.1	269001.3438	269.0013438	67.25033594
3566	5/29/02 13:00	261445.45	260138.2188	260.1382188	65.03455469
3567	5/29/02 14:00	237289.02	236102.5625	236.1025625	59.02564063
3568	5/29/02 15:00	195279.81	194303.4219	194.3034219	48.57855547
3569	5/29/02 16:00	141498.02	140790.5156	140.7905156	35.19762891
3570	5/29/02 17:00	79116.06	78720.47656	78.72047656	19.68011914
3571	5/29/02 18:00	22167.195	22056.35938	22.05635938	5.514089844
3572	5/29/02 19:00	51.925014	51.6653862	0.0516653862	0.01291634655
3573	5/29/02 20:00	0	0	0	0
3574	5/29/02 21:00	0	0	0	0
3575	5/29/02 22:00	0	0	0	0
3576	5/29/02 23:00	0	0	0	0
3577	5/30/02 0:00	0	0	0	0
3578	5/30/02 1:00	0	0	0	0
3579	5/30/02 2:00	0	0	0	0
3580	5/30/02 3:00	0	0	0	0
3581	5/30/02 4:00	0	0	0	0
3582	5/30/02 5:00	12755.888	12692.1084	12.6921084	3.1730271
3583	5/30/02 6:00	57189.85	56903.90234	56.90390234	14.22597559
3584	5/30/02 7:00	113857.71	113288.4219	113.2884219	28.32210547
3585	5/30/02 8:00	166878.58	166044.1875	166.0441875	41.51104688
3586	5/30/02 9:00	215427.45	214350.3125	214.3503125	53.58757813
3587	5/30/02 10:00	248241.05	246999.8438	246.9998438	61.74996094
3588	5/30/02 11:00	264667.03	263343.6875	263.3436875	65.83592188
3589	5/30/02 12:00	270754.25	269400.4688	269.4004688	67.35011719
3590	5/30/02 13:00	260317.72	259016.1406	259.0161406	64.75403516
3591	5/30/02 14:00	236065.67	234885.3438	234.8853438	58.72133594
3592	5/30/02 15:00	194049.14	193078.8906	193.0788906	48.26972266
3593	5/30/02 16:00	143974.27	143254.3906	143.2543906	35.81359766
3594	5/30/02 17:00	83694.13	83275.65625	83.27565625	20.81891406
3595	5/30/02 18:00	22461.732	22349.42383	22.34942383	5.587355957
3596	5/30/02 19:00	171.06287	170.20755	0.17020755	0.04255188751
3597	5/30/02 20:00	0	0	0	0
3598	5/30/02 21:00	0	0	0	0
3599	5/30/02 22:00	0	0	0	0
3600	5/30/02 23:00	0	0	0	0
3601	5/31/02 0:00	0	0	0	0
3602	5/31/02 1:00	0	0	0	0
3603	5/31/02 2:00	0	0	0	0
3604	5/31/02 3:00	0	0	0	0
3605	5/31/02 4:00	0	0	0	0
3606	5/31/02 5:00	12962.497	12897.68457	12.89768457	3.224421143
3607	5/31/02 6:00	57311.355	57024.79688	57.02479688	14.25619922
3608	5/31/02 7:00	115122.84	114547.2266	114.5472266	28.63680664

3609	5/31/02 8:00	171169.11	170313.2656	170.3132656	42.57831641
3610	5/31/02 9:00	216896.11	215811.625	215.811625	53.95290625
3611	5/31/02 10:00	249320.52	248073.9063	248.0739063	62.01847656
3612	5/31/02 11:00	267904.38	266564.8438	266.5648438	66.64121094
3613	5/31/02 12:00	268234.94	266893.7813	266.8937813	66.72344531
3614	5/31/02 13:00	259762.78	258463.9688	258.4639688	64.61599219
3615	5/31/02 14:00	226463.69	225331.375	225.331375	56.33284375
3616	5/31/02 15:00	194619.05	193645.9531	193.6459531	48.41148828
3617	5/31/02 16:00	99170.49	98674.64063	98.67464063	24.66866016
3618	5/31/02 17:00	83159.375	82743.57813	82.74357813	20.68589453
3619	5/31/02 18:00	26477.219	26344.83398	26.34483398	6.586208496
3620	5/31/02 19:00	18.939745	18.845047	0.018845047	0.004711261745
3621	5/31/02 20:00	0	0	0	0
3622	5/31/02 21:00	0	0	0	0
3623	5/31/02 22:00	0	0	0	0
3624	5/31/02 23:00	0	0	0	0
3625	6/1/00 0:00	0	0	0	0
3626	6/1/00 1:00	0	0	0	0
3627	6/1/00 2:00	0	0	0	0
3628	6/1/00 3:00	0	0	0	0
3629	6/1/00 4:00	0	0	0	0
3630	6/1/00 5:00	13315.699	13249.12109	13.24912109	3.312280273
3631	6/1/00 6:00	57745.31	57456.58203	57.45658203	14.36414551
3632	6/1/00 7:00	111776.32	111217.4375	111.2174375	27.80435938
3633	6/1/00 8:00	169632.72	168784.5469	168.7845469	42.19613672
3634	6/1/00 9:00	211189.11	210133.1563	210.1331563	52.5328906
3635	6/1/00 10:00	243645.9	242427.6719	242.4276719	60.60691797
3636	6/1/00 11:00	262269.94	260958.5781	260.9585781	65.23964453
3637	6/1/00 12:00	264735.03	263411.3438	263.4113438	65.85283594
3638	6/1/00 13:00	254053.73	252783.4688	252.7834688	63.19586719
3639	6/1/00 14:00	231007.94	229852.9063	229.8529063	57.46322656
3640	6/1/00 15:00	192333.47	191371.7969	191.3717969	47.84294922
3641	6/1/00 16:00	140674.6	139971.2344	139.9712344	34.99280859
3642	6/1/00 17:00	80863.164	80458.85156	80.45885156	20.11471289
3643	6/1/00 18:00	26459.105	26326.81055	26.32681055	6.581702637
3644	6/1/00 19:00	139.2851	138.5886688	0.1385886688	0.03464716721
3645	6/1/00 20:00	0	0	0	0
3646	6/1/00 21:00	0	0	0	0
3647	6/1/00 22:00	0	0	0	0
3648	6/1/00 23:00	0	0	0	0
3649	6/2/00 0:00	0	0	0	0
3650	6/2/00 1:00	0	0	0	0
3651	6/2/00 2:00	0	0	0	0
3652	6/2/00 3:00	0	0	0	0
3653	6/2/00 4:00	0	0	0	0
3654	6/2/00 5:00	13127.52	13061.88184	13.06188184	3.265470459
3655	6/2/00 6:00	57123.453	56837.83594	56.83783594	14.20945898
3656	6/2/00 7:00	113897.31	113327.8203	113.3278203	28.33195508
3657	6/2/00 8:00	171390.81	170533.8594	170.5338594	42.63346484
3658	6/2/00 9:00	216447.62	215365.3906	215.3653906	53.84134766
3659	6/2/00 10:00	250058.77	248808.4688	248.8084688	62.20211719
3660	6/2/00 11:00	266634.56	265301.4063	265.3014063	66.32535156
3661	6/2/00 12:00	269274.66	267928.2813	267.9282813	66.98207031
3662	6/2/00 13:00	260926.55	259621.9219	259.6219219	64.90548047
3663	6/2/00 14:00	235741.56	234562.8594	234.5628594	58.64071484
3664	6/2/00 15:00	198334.42	197342.75	197.34275	49.3356875
3665	6/2/00 16:00	145955.62	145225.8438	145.2258438	36.30646094
3666	6/2/00 17:00	87559.625	87121.82813	87.12182813	21.78045703
3667	6/2/00 18:00	29577.748	29429.85938	29.42985938	7.357464844
3668	6/2/00 19:00	20.133732	20.03306389	0.02003306389	0.00500826597
3669	6/2/00 20:00	0	0	0	0
3670	6/2/00 21:00	0	0	0	0
3671	6/2/00 22:00	0	0	0	0
3672	6/2/00 23:00	0	0	0	0
3673	6/3/00 0:00	0	0	0	0
3674	6/3/00 1:00	0	0	0	0
3675	6/3/00 2:00	0	0	0	0
3676	6/3/00 3:00	0	0	0	0
3677	6/3/00 4:00	0	0	0	0
3678	6/3/00 5:00	13259.527	13193.23047	13.19323047	3.298307617
3679	6/3/00 6:00	58188.684	57897.74219	57.89774219	14.47443555
3680	6/3/00 7:00	116139.32	115558.625	115.558625	28.88965625
3681	6/3/00 8:00	172855.69	171991.4063	171.9914063	42.99785156
3682	6/3/00 9:00	216037.34	214957.1563	214.9571563	53.73928906
3683	6/3/00 10:00	251686.62	250428.2031	250.4282031	62.60705078
3684	6/3/00 11:00	267527.94	266190.3125	266.1903125	66.54757813
3685	6/3/00 12:00	270428.1	269075.9688	269.0759688	67.26899219
3686	6/3/00 13:00	260116.67	258816.0938	258.8160938	64.70402344
3687	6/3/00 14:00	236800.77	235616.7656	235.6167656	58.90419141
3688	6/3/00 15:00	198437.16	197444.9688	197.4449688	49.36124219
3689	6/3/00 16:00	142603.47	141890.4531	141.8904531	35.47261328
3690	6/3/00 17:00	87428.25	86991.10938	86.99110938	21.74777734
3691	6/3/00 18:00	23528.69	23411.04492	23.41104492	5.85276123
3692	6/3/00 19:00	20.294697	20.19322205	0.02019322205	0.005048305511
3693	6/3/00 20:00	0	0	0	0
3694	6/3/00 21:00	0	0	0	0
3695	6/3/00 22:00	0	0	0	0
3696	6/3/00 23:00	0	0	0	0
3697	6/4/00 0:00	0	0	0	0
3698	6/4/00 1:00	0	0	0	0
3699	6/4/00 2:00	0	0	0	0
3700	6/4/00 3:00	0	0	0	0
3701	6/4/00 4:00	0	0	0	0
3702	6/4/00 5:00	13811.023	13741.96777	13.74196777	3.435491943
3703	6/4/00 6:00	58464.07	58171.75	58.17175	14.5429375

3704	6/4/00 7:00	114597	114024.0156	114.0240156	28.50600391
3705	6/4/00 8:00	165798.44	164969.4531	164.9694531	41.24236328
3706	6/4/00 9:00	209194.58	208148.5938	208.1485938	52.03714844
3707	6/4/00 10:00	240171.12	238970.2656	238.9702656	59.74256641
3708	6/4/00 11:00	259916.69	258617.1094	258.6171094	64.65427734
3709	6/4/00 12:00	266097.7	264767.1875	264.7671875	66.19179688
3710	6/4/00 13:00	261264.98	259958.6563	259.9586563	64.98966406
3711	6/4/00 14:00	235687.98	234509.5469	234.5095469	58.62738672
3712	6/4/00 15:00	201006.52	200001.4844	200.0014844	50.00037109
3713	6/4/00 16:00	127128.375	126492.7344	126.4927344	31.62318359
3714	6/4/00 17:00	43662.344	43444.03125	43.44403125	10.86100781
3715	6/4/00 18:00	25900.688	25771.18555	25.77118555	6.442796387
3716	6/4/00 19:00	139.74545	139.0467224	0.1390467224	0.0347616806
3717	6/4/00 20:00		0	0	0
3718	6/4/00 21:00		0	0	0
3719	6/4/00 22:00		0	0	0
3720	6/4/00 23:00		0	0	0
3721	6/5/00 0:00		0	0	0
3722	6/5/00 1:00		0	0	0
3723	6/5/00 2:00		0	0	0
3724	6/5/00 3:00		0	0	0
3725	6/5/00 4:00	0	0	0	0
3726	6/5/00 5:00	13654.573	13586.30078	13.58630078	3.396575195
3727	6/5/00 6:00	57741.754	57453.04688	57.45304688	14.36326172
3728	6/5/00 7:00	116292.45	115710.9922	115.7109922	28.92774805
3729	6/5/00 8:00	166686.4	165852.9688	165.8529688	41.46324219
3730	6/5/00 9:00	217610.88	216522.8125	216.5228125	54.13070313
3731	6/5/00 10:00	252269.3	251007.9531	251.0079531	62.75198828
3732	6/5/00 11:00	269211.6	267865.5313	267.8655313	66.96638281
3733	6/5/00 12:00	272043.34	270683.125	270.683125	67.67078125
3734	6/5/00 13:00	263210.12	261894.0625	261.8940625	65.47351563
3735	6/5/00 14:00	238981.45	237786.5469	237.7865469	59.44663672
3736	6/5/00 15:00	200364.95	199363.125	199.363125	49.84078125
3737	6/5/00 16:00	148781.45	148037.5469	148.0375469	37.00938672
3738	6/5/00 17:00	87432.3	86995.13281	86.99513281	21.7487832
3739	6/5/00 18:00	25525.953	25398.32422	25.39832422	6.349581055
3740	6/5/00 19:00	141.0516	140.346344	0.140346344	0.035086586
3741	6/5/00 20:00		0	0	0
3742	6/5/00 21:00		0	0	0
3743	6/5/00 22:00		0	0	0
3744	6/5/00 23:00		0	0	0
3745	6/6/00 0:00		0	0	0
3746	6/6/00 1:00		0	0	0
3747	6/6/00 2:00		0	0	0
3748	6/6/00 3:00		0	0	0
3749	6/6/00 4:00	0	0	0	0
3750	6/6/00 5:00	13838.509	13769.31641	13.76931641	3.442329102
3751	6/6/00 6:00	58747	58453.26563	58.45326563	14.61331641
3752	6/6/00 7:00	116029.516	115449.3672	115.4493672	28.8623418
3753	6/6/00 8:00	170627.72	169774.5781	169.7745781	42.44364453
3754	6/6/00 9:00	216784.72	215700.7969	215.7007969	53.92519922
3755	6/6/00 10:00	248932.14	247687.4688	247.6874688	61.92186719
3756	6/6/00 11:00	268048.38	266708.125	266.708125	66.67703125
3757	6/6/00 12:00	270511.97	269159.4063	269.1594063	67.28985156
3758	6/6/00 13:00	260740.1	259436.4063	259.4364063	64.85910156
3759	6/6/00 14:00	237875.72	236686.3438	236.6863438	59.17158594
3760	6/6/00 15:00	193935.92	192966.25	192.96625	48.2415625
3761	6/6/00 16:00	147283.22	146546.7969	146.5467969	36.63669922
3762	6/6/00 17:00	87891.98	87452.51563	87.45251563	21.86312891
3763	6/6/00 18:00	28326.809	28185.17578	28.18517578	7.046293945
3764	6/6/00 19:00	139.90123	139.2017365	0.1392017365	0.03480043411
3765	6/6/00 20:00		0	0	0
3766	6/6/00 21:00		0	0	0
3767	6/6/00 22:00		0	0	0
3768	6/6/00 23:00		0	0	0
3769	6/7/00 0:00		0	0	0
3770	6/7/00 1:00		0	0	0
3771	6/7/00 2:00		0	0	0
3772	6/7/00 3:00		0	0	0
3773	6/7/00 4:00	0	0	0	0
3774	6/7/00 5:00	13486.032	13418.60254	13.41860254	3.354650635
3775	6/7/00 6:00	57544.164	57256.44531	57.25644531	14.31411133
3776	6/7/00 7:00	114957.13	114382.3516	114.3823516	28.59558789
3777	6/7/00 8:00	168468.61	167626.2656	167.6262656	41.90656641
3778	6/7/00 9:00	218233.38	217142.2031	217.1422031	54.28555078
3779	6/7/00 10:00	245396.73	244169.75	244.16975	61.0424375
3780	6/7/00 11:00	272758.66	271394.8438	271.3948438	67.84871094
3781	6/7/00 12:00	274403.84	273031.8125	273.0318125	68.25795313
3782	6/7/00 13:00	255904.34	254624.8281	254.6248281	63.65620703
3783	6/7/00 14:00	183366.88	182450.0313	182.4500313	45.61250781
3784	6/7/00 15:00	123308.625	122692.0781	122.6920781	30.67301953
3785	6/7/00 16:00	139354.23	138657.4531	138.6574531	34.66436328
3786	6/7/00 17:00	90066.29	89615.95313	89.61595313	22.40398828
3787	6/7/00 18:00	17557.098	17469.3125	17.4693125	4.367328125
3788	6/7/00 19:00	168.37952	167.5376129	0.1675376129	0.04188440323
3789	6/7/00 20:00		0	0	0
3790	6/7/00 21:00		0	0	0
3791	6/7/00 22:00		0	0	0
3792	6/7/00 23:00		0	0	0
3793	6/8/00 0:00		0	0	0
3794	6/8/00 1:00		0	0	0
3795	6/8/00 2:00		0	0	0
3796	6/8/00 3:00		0	0	0
3797	6/8/00 4:00	0	0	0	0
3798	6/8/00 5:00	13139.358	13073.66211	13.07366211	3.268415527

3799	6/8/00 6:00	58114.4	57823.82422	57.82382422	14.45595605
3800	6/8/00 7:00	75329.03	74952.38281	74.95238281	18.7380957
3801	6/8/00 8:00	67913.73	67574.15625	67.57415625	16.89353906
3802	6/8/00 9:00	182400.16	181488.1563	181.4881563	45.37203906
3803	6/8/00 10:00	202082.56	201072.1563	201.0721563	50.26803906
3804	6/8/00 11:00	155869.6	155090.2344	155.0902344	38.7725859
3805	6/8/00 12:00	118890.11	118295.6563	118.2956563	29.57391406
3806	6/8/00 13:00	63510.047	63192.49609	63.19249609	15.79812402
3807	6/8/00 14:00	160058.1	159257.8125	159.2578125	39.81445313
3808	6/8/00 15:00	112119.7	111559.1016	111.5591016	27.88977539
3809	6/8/00 16:00	142667.95	141954.625	141.954625	35.48865625
3810	6/8/00 17:00	81589.65	81181.69531	81.18169531	20.29542383
3811	6/8/00 18:00	27594.818	27456.84375	27.45684375	6.864210938
3812	6/8/00 19:00	254.5151	253.2425385	0.2532425385	0.06331063461
3813	6/8/00 20:00		0	0	0
3814	6/8/00 21:00		0	0	0
3815	6/8/00 22:00		0	0	0
3816	6/8/00 23:00		0	0	0
3817	6/9/00 0:00		0	0	0
3818	6/9/00 1:00		0	0	0
3819	6/9/00 2:00		0	0	0
3820	6/9/00 3:00		0	0	0
3821	6/9/00 4:00	0	0	0	0
3822	6/9/00 5:00	13698.337	13629.84473	13.62984473	3.407461182
3823	6/9/00 6:00	59611.715	59313.65625	59.31365625	14.82841406
3824	6/9/00 7:00	117355.805	116769.0313	116.7690313	29.19225781
3825	6/9/00 8:00	169873.52	169024.1406	169.0241406	42.25603516
3826	6/9/00 9:00	210197.45	209146.4531	209.1464531	52.28661328
3827	6/9/00 10:00	252375.6	251113.7188	251.1137188	62.77842969
3828	6/9/00 11:00	256629.3	255346.1406	255.3461406	63.83653516
3829	6/9/00 12:00	278613.84	277220.7813	277.2207813	69.30519531
3830	6/9/00 13:00	267605.12	266267.0938	266.2670938	66.56677344
3831	6/9/00 14:00	246315.55	245083.9688	245.0839688	61.27099219
3832	6/9/00 15:00	204528.12	203505.4844	203.5054844	50.87637109
3833	6/9/00 16:00	151016.98	150261.9063	150.2619063	37.56547656
3834	6/9/00 17:00	87917.305	87477.71875	87.47771875	21.86942969
3835	6/9/00 18:00	31302.688	31146.17383	31.14617383	7.786543457
3836	6/9/00 19:00	115.25055	114.6743011	0.1146743011	0.02866857529
3837	6/9/00 20:00		0	0	0
3838	6/9/00 21:00		0	0	0
3839	6/9/00 22:00		0	0	0
3840	6/9/00 23:00		0	0	0
3841	6/10/00 0:00		0	0	0
3842	6/10/00 1:00		0	0	0
3843	6/10/00 2:00		0	0	0
3844	6/10/00 3:00		0	0	0
3845	6/10/00 4:00	0	0	0	0
3846	6/10/00 5:00	13166.148	13100.31836	13.10031836	3.27507959
3847	6/10/00 6:00	53559.18	53291.38281	53.29138281	13.3228457
3848	6/10/00 7:00	117107.234	116521.6953	116.5216953	29.13042383
3849	6/10/00 8:00	174884.31	174009.8906	174.0098906	43.50247266
3850	6/10/00 9:00	222535.2	221422.5156	221.4225156	55.35562891
3851	6/10/00 10:00	257604.4	256316.375	256.316375	64.07909375
3852	6/10/00 11:00	275640.78	274262.5625	274.2625625	68.56564063
3853	6/10/00 12:00	279472.88	278075.5313	278.0755313	69.51888281
3854	6/10/00 13:00	270636.38	269283.1875	269.2831875	67.32079688
3855	6/10/00 14:00	246596.02	245363.0313	245.3630313	61.34075781
3856	6/10/00 15:00	203213.42	202197.3594	202.1973594	50.54933984
3857	6/10/00 16:00	151783.81	151024.8906	151.0248906	37.75622266
3858	6/10/00 17:00	87558.414	87120.625	87.120625	21.78015625
3859	6/10/00 18:00	31127.893	30972.25391	30.97225391	7.743063477
3860	6/10/00 19:00	225.08028	223.9548798	0.2239548798	0.05598871994
3861	6/10/00 20:00		0	0	0
3862	6/10/00 21:00		0	0	0
3863	6/10/00 22:00		0	0	0
3864	6/10/00 23:00		0	0	0
3865	6/11/00 0:00		0	0	0
3866	6/11/00 1:00		0	0	0
3867	6/11/00 2:00		0	0	0
3868	6/11/00 3:00		0	0	0
3869	6/11/00 4:00	0	0	0	0
3870	6/11/00 5:00	13711.014	13642.45898	13.64245898	3.410614746
3871	6/11/00 6:00	58916.78	58622.19531	58.62219531	14.65554883
3872	6/11/00 7:00	117002.195	116417.1875	116.4171875	29.10429688
3873	6/11/00 8:00	173438.81	172571.625	172.571625	43.14290625
3874	6/11/00 9:00	220694.22	219590.75	219.59075	54.8976875
3875	6/11/00 10:00	255110.05	253834.5	253.8345	63.458625
3876	6/11/00 11:00	263632.72	262314.5625	262.3145625	65.57864063
3877	6/11/00 12:00	269927.94	268578.2813	268.5782813	67.14457031
3878	6/11/00 13:00	261717.84	260409.25	260.40925	65.1023125
3879	6/11/00 14:00	201553.83	200546.0625	200.5460625	50.13651563
3880	6/11/00 15:00	141049.6	140344.3438	140.3443438	35.08608594
3881	6/11/00 16:00	76042.7	75662.49219	75.66249219	18.91562305
3882	6/11/00 17:00	65152.188	64826.42578	64.82642578	16.20660645
3883	6/11/00 18:00	20682.545	20579.13086	20.57913086	5.144782715
3884	6/11/00 19:00	290.21088	288.7598267	0.2887598267	0.07218995667
3885	6/11/00 20:00		0	0	0
3886	6/11/00 21:00		0	0	0
3887	6/11/00 22:00		0	0	0
3888	6/11/00 23:00		0	0	0
3889	6/12/00 0:00		0	0	0
3890	6/12/00 1:00		0	0	0
3891	6/12/00 2:00		0	0	0
3892	6/12/00 3:00		0	0	0
3893	6/12/00 4:00	0	0	0	0

3894	6/12/00 5:00	8195.244	8154.268066	8.154268066	2.038567017
3895	6/12/00 6:00	27929.14	27789.49414	27.78949414	6.947373535
3896	6/12/00 7:00	83851.8	83432.53906	83.43253906	20.85813477
3897	6/12/00 8:00	152824.33	152060.2031	152.0602031	38.01505078
3898	6/12/00 9:00	211009.33	209954.2813	209.9542813	52.48857031
3899	6/12/00 10:00	255428.58	254151.4375	254.1514375	63.53785938
3900	6/12/00 11:00	250421.81	249169.7031	249.1697031	62.29242578
3901	6/12/00 12:00	263458.88	262141.5781	262.1415781	65.53539453
3902	6/12/00 13:00	266132.56	264801.9063	264.8019063	66.20047656
3903	6/12/00 14:00	241838.86	240629.6563	240.6296563	60.15741406
3904	6/12/00 15:00	202497.52	201485.0313	201.4850313	50.37125781
3905	6/12/00 16:00	147975.7	147235.8281	147.2358281	36.80895703
3906	6/12/00 17:00	88074.06	87633.6875	87.6336875	21.90842188
3907	6/12/00 18:00	32696.457	32532.97461	32.53297461	8.133243652
3908	6/12/00 19:00	100.360146	99.85834503	0.09985834503	0.02496458626
3909	6/12/00 20:00	0	0	0	0
3910	6/12/00 21:00	0	0	0	0
3911	6/12/00 22:00	0	0	0	0
3912	6/12/00 23:00	0	0	0	0
3913	6/13/00 0:00	0	0	0	0
3914	6/13/00 1:00	0	0	0	0
3915	6/13/00 2:00	0	0	0	0
3916	6/13/00 3:00	0	0	0	0
3917	6/13/00 4:00	0	0	0	0
3918	6/13/00 5:00	13395.082	13328.10645	13.32810645	3.332026611
3919	6/13/00 6:00	56084.74	55804.3125	55.8043125	13.95107813
3920	6/13/00 7:00	114920.48	114345.875	114.345875	28.58646875
3921	6/13/00 8:00	169478.34	168630.9531	168.6309531	42.15773828
3922	6/13/00 9:00	217440.02	216352.8125	216.3528125	54.08820313
3923	6/13/00 10:00	251354.66	250097.8906	250.0978906	62.52447266
3924	6/13/00 11:00	268508.4	267165.8438	267.1658438	66.79146094
3925	6/13/00 12:00	269652.88	268304.5938	268.3045938	67.07614844
3926	6/13/00 13:00	258445.64	257153.4063	257.1534063	64.28835156
3927	6/13/00 14:00	232118.61	230958.0156	230.9580156	57.73950391
3928	6/13/00 15:00	195542.86	194565.1406	194.5651406	48.64128516
3929	6/13/00 16:00	144286.61	143565.1719	143.5651719	35.89129297
3930	6/13/00 17:00	87189.48	86753.53125	86.75353125	21.68838281
3931	6/13/00 18:00	32590.363	32427.41016	32.42741016	8.106852539
3932	6/13/00 19:00	101.04874	100.5434952	0.1005434952	0.02513587379
3933	6/13/00 20:00	0	0	0	0
3934	6/13/00 21:00	0	0	0	0
3935	6/13/00 22:00	0	0	0	0
3936	6/13/00 23:00	0	0	0	0
3937	6/14/00 0:00	0	0	0	0
3938	6/14/00 1:00	0	0	0	0
3939	6/14/00 2:00	0	0	0	0
3940	6/14/00 3:00	0	0	0	0
3941	6/14/00 4:00	0	0	0	0
3942	6/14/00 5:00	12928.893	12864.24805	12.86424805	3.216062012
3943	6/14/00 6:00	56165.535	55884.70703	55.88470703	13.97117676
3944	6/14/00 7:00	110669.38	110116.0391	110.1160391	27.52900977
3945	6/14/00 8:00	163355.75	162538.9688	162.5389688	40.63474219
3946	6/14/00 9:00	207786.56	206747.625	206.747625	51.68690625
3947	6/14/00 10:00	239280.89	238084.5	238.0845	59.521125
3948	6/14/00 11:00	250248.86	248997.625	248.997625	62.24940625
3949	6/14/00 12:00	244124.61	242903.9844	242.9039844	60.72599609
3950	6/14/00 13:00	252198.97	250937.9844	250.9379844	62.73449609
3951	6/14/00 14:00	228316.36	227174.7813	227.1747813	56.79369531
3952	6/14/00 15:00	190180.08	189229.1719	189.2291719	47.30729297
3953	6/14/00 16:00	142423.8	141711.6719	141.7116719	35.42791797
3954	6/14/00 17:00	87467.016	87029.67969	87.02967969	21.75741992
3955	6/14/00 18:00	32924.875	32760.25	32.76025	8.1900625
3956	6/14/00 19:00	227.31363	226.177063	0.226177063	0.05654426575
3957	6/14/00 20:00	0	0	0	0
3958	6/14/00 21:00	0	0	0	0
3959	6/14/00 22:00	0	0	0	0
3960	6/14/00 23:00	0	0	0	0
3961	6/15/00 0:00	0	0	0	0
3962	6/15/00 1:00	0	0	0	0
3963	6/15/00 2:00	0	0	0	0
3964	6/15/00 3:00	0	0	0	0
3965	6/15/00 4:00	0	0	0	0
3966	6/15/00 5:00	13391.688	13324.72949	13.32472949	3.331182373
3967	6/15/00 6:00	57042.125	56756.91406	56.75691406	14.18922852
3968	6/15/00 7:00	112020.73	111460.625	111.460625	27.86515625
3969	6/15/00 8:00	168071.88	167231.5156	167.2315156	41.80787891
3970	6/15/00 9:00	211884.58	210825.1406	210.8251406	52.70628516
3971	6/15/00 10:00	242674.92	241461.5469	241.4615469	60.36538672
3972	6/15/00 11:00	266170.4	264839.5625	264.8395625	66.20989063
3973	6/15/00 12:00	262875.3	261560.9375	261.5609375	65.39023438
3974	6/15/00 13:00	257467.12	256180.125	256.180125	64.04503125
3975	6/15/00 14:00	229849.12	228699.875	228.699875	57.17496875
3976	6/15/00 15:00	194112.66	193142.0938	193.1420938	48.28552344
3977	6/15/00 16:00	145882.72	145153.3125	145.1533125	36.28832813
3978	6/15/00 17:00	85737.15	85308.46094	85.30846094	21.32711523
3979	6/15/00 18:00	31621.281	31463.17578	31.46317578	7.865793945
3980	6/15/00 19:00	102.664505	102.1511841	0.1021511841	0.02553779602
3981	6/15/00 20:00	0	0	0	0
3982	6/15/00 21:00	0	0	0	0
3983	6/15/00 22:00	0	0	0	0
3984	6/15/00 23:00	0	0	0	0
3985	6/16/00 0:00	0	0	0	0
3986	6/16/00 1:00	0	0	0	0
3987	6/16/00 2:00	0	0	0	0
3988	6/16/00 3:00	0	0	0	0

3989	6/16/00 4:00	0	0	0	0
3990	6/16/00 5:00	13464.908	13397.58398	13.39758398	3.349395996
3991	6/16/00 6:00	58299.145	58007.64844	58.00764844	14.50191211
3992	6/16/00 7:00	113506.28	112938.75	112.93875	28.2346875
3993	6/16/00 8:00	168908.67	168064.125	168.064125	42.01603125
3994	6/16/00 9:00	214043.08	212972.8594	212.9728594	53.24321484
3995	6/16/00 10:00	245356.11	244129.3281	244.1293281	61.03233203
3996	6/16/00 11:00	266160.62	264829.8125	264.8298125	66.20745313
3997	6/16/00 12:00	268291.16	266949.7188	266.9497188	66.73742969
3998	6/16/00 13:00	259611.38	258313.3125	258.3133125	64.57832813
3999	6/16/00 14:00	234605.78	233432.7656	233.4327656	58.35819141
4000	6/16/00 15:00	197837.17	196847.9844	196.8479844	49.21199609
4001	6/16/00 16:00	148440.86	147698.6563	147.6986563	36.92466406
4002	6/16/00 17:00	86440.8	86008.59375	86.00859375	21.50214844
4003	6/16/00 18:00	30499.447	30346.94922	30.34694922	7.586737305
4004	6/16/00 19:00	229.77238	228.6235199	0.2286235199	0.05715587997
4005	6/16/00 20:00	0	0	0	0
4006	6/16/00 21:00	0	0	0	0
4007	6/16/00 22:00	0	0	0	0
4008	6/16/00 23:00	0	0	0	0
4009	6/17/00 0:00	0	0	0	0
4010	6/17/00 1:00	0	0	0	0
4011	6/17/00 2:00	0	0	0	0
4012	6/17/00 3:00	0	0	0	0
4013	6/17/00 4:00	0	0	0	0
4014	6/17/00 5:00	13252.998	13186.7334	13.1867334	3.29668335
4015	6/17/00 6:00	55284.484	55008.0625	55.0080625	13.75201563
4016	6/17/00 7:00	114504.57	113932.0469	113.9320469	28.48301172
4017	6/17/00 8:00	168646.45	167803.2188	167.8032188	41.95080469
4018	6/17/00 9:00	214373.62	213301.75	213.30175	53.3254375
4019	6/17/00 10:00	249819.02	248569.9219	248.5699219	62.14248047
4020	6/17/00 11:00	267262.3	265926.0313	265.9260313	66.48150781
4021	6/17/00 12:00	270268.88	268917.5313	268.9175313	67.22938281
4022	6/17/00 13:00	259088.33	257792.8906	257.7928906	64.4482266
4023	6/17/00 14:00	238206.78	237015.75	237.01575	59.2539375
4024	6/17/00 15:00	200823.12	199819.0156	199.8190156	49.95475391
4025	6/17/00 16:00	149625.42	148877.2969	148.8772969	37.21932422
4026	6/17/00 17:00	86769.984	86336.13281	86.33613281	21.5840332
4027	6/17/00 18:00	35148.258	34972.51953	34.97251953	8.743129883
4028	6/17/00 19:00	230.78798	229.6340332	0.2296340332	0.0574085083
4029	6/17/00 20:00	0	0	0	0
4030	6/17/00 21:00	0	0	0	0
4031	6/17/00 22:00	0	0	0	0
4032	6/17/00 23:00	0	0	0	0
4033	6/18/00 0:00	0	0	0	0
4034	6/18/00 1:00	0	0	0	0
4035	6/18/00 2:00	0	0	0	0
4036	6/18/00 3:00	0	0	0	0
4037	6/18/00 4:00	0	0	0	0
4038	6/18/00 5:00	12951.864	12887.10449	12.88710449	3.221776123
4039	6/18/00 6:00	56575.83	56292.94922	56.29294922	14.0732373
4040	6/18/00 7:00	114240.445	113669.2422	113.6692422	28.41731055
4041	6/18/00 8:00	166704	165870.4688	165.8704688	41.46761719
4042	6/18/00 9:00	213650.47	212582.2188	212.5822188	53.14555469
4043	6/18/00 10:00	246489.45	245257.0156	245.2570156	61.31425391
4044	6/18/00 11:00	263605.38	262287.3438	262.2873438	65.57183594
4045	6/18/00 12:00	270429.03	269076.875	269.076875	67.26921875
4046	6/18/00 13:00	261586.5	260278.5625	260.2785625	65.06964063
4047	6/18/00 14:00	237445.4	236258.1875	236.2581875	59.06454688
4048	6/18/00 15:00	200265.47	199264.1406	199.2641406	49.81603516
4049	6/18/00 16:00	150075.4	149325.0313	149.3250313	37.33125781
4050	6/18/00 17:00	89088.54	88643.09375	88.64309375	22.16077344
4051	6/18/00 18:00	29726.713	29578.08008	29.57808008	7.39452002
4052	6/18/00 19:00	231.55469	230.3969116	0.2303969116	0.05759922791
4053	6/18/00 20:00	0	0	0	0
4054	6/18/00 21:00	0	0	0	0
4055	6/18/00 22:00	0	0	0	0
4056	6/18/00 23:00	0	0	0	0
4057	6/19/00 0:00	0	0	0	0
4058	6/19/00 1:00	0	0	0	0
4059	6/19/00 2:00	0	0	0	0
4060	6/19/00 3:00	0	0	0	0
4061	6/19/00 4:00	0	0	0	0
4062	6/19/00 5:00	13223.694	13157.57617	13.15757617	3.289394043
4063	6/19/00 6:00	56420.8	56138.69922	56.13869922	14.0346748
4064	6/19/00 7:00	112261.234	111699.9297	111.6999297	27.92498242
4065	6/19/00 8:00	165956.02	165126.2344	165.1262344	41.28155859
4066	6/19/00 9:00	211499.17	210441.6719	210.4416719	52.61041797
4067	6/19/00 10:00	244786.02	243562.0938	243.5620938	60.89052344
4068	6/19/00 11:00	261847.23	260538	260.538	65.1345
4069	6/19/00 12:00	268439.1	267096.875	267.096875	66.77421875
4070	6/19/00 13:00	259229.47	257933.3125	257.9333125	64.48332813
4071	6/19/00 14:00	237224.94	236038.8125	236.0388125	59.00970313
4072	6/19/00 15:00	198173.5	197182.625	197.182625	49.29565625
4073	6/19/00 16:00	148017.58	147277.4844	147.2774844	36.81937109
4074	6/19/00 17:00	90743.98	90290.25781	90.29025781	22.57256445
4075	6/19/00 18:00	32819.13	32655.0332	32.6550332	8.163758301
4076	6/19/00 19:00	229.32658	228.1799469	0.2281799469	0.05704498672
4077	6/19/00 20:00	0	0	0	0
4078	6/19/00 21:00	0	0	0	0
4079	6/19/00 22:00	0	0	0	0
4080	6/19/00 23:00	0	0	0	0
4081	6/20/00 0:00	0	0	0	0
4082	6/20/00 1:00	0	0	0	0
4083	6/20/00 2:00	0	0	0	0

4084	6/20/00 3:00		0	0	0
4085	6/20/00 4:00	0	0	0	0
4086	6/20/00 5:00	13231.585	13165.42676	13.16542676	3.291356689
4087	6/20/00 6:00	54963.457	54688.64063	54.68864063	13.67216016
4088	6/20/00 7:00	111578.45	111020.5625	111.0205625	27.75514063
4089	6/20/00 8:00	164878.05	164053.6563	164.0536563	41.01341406
4090	6/20/00 9:00	211696.75	210638.2656	210.6382656	52.65956641
4091	6/20/00 10:00	244879.98	243655.5781	243.6555781	60.91389453
4092	6/20/00 11:00	253651.83	252383.5625	252.3835625	63.09589063
4093	6/20/00 12:00	260675.83	259372.4531	259.3724531	64.84311328
4094	6/20/00 13:00	258040.77	256750.5625	256.7505625	64.18764063
4095	6/20/00 14:00	235235.23	234059.0469	234.0590469	58.51476172
4096	6/20/00 15:00	198459.86	197467.5469	197.4675469	49.36688672
4097	6/20/00 16:00	147902.64	147163.125	147.163125	36.79078125
4098	6/20/00 17:00	90068.05	89617.71094	89.61771094	22.40442773
4099	6/20/00 18:00	31338.922	31182.22852	31.18222852	7.795557129
4100	6/20/00 19:00	382.06924	380.158905	0.380158905	0.09503972626
4101	6/20/00 20:00		0	0	0
4102	6/20/00 21:00		0	0	0
4103	6/20/00 22:00		0	0	0
4104	6/20/00 23:00		0	0	0
4105	6/21/00 0:00		0	0	0
4106	6/21/00 1:00		0	0	0
4107	6/21/00 2:00		0	0	0
4108	6/21/00 3:00		0	0	0
4109	6/21/00 4:00	0	0	0	0
4110	6/21/00 5:00	13269.713	13203.36426	13.20336426	3.300841064
4111	6/21/00 6:00	57339.93	57053.23047	57.05323047	14.26330762
4112	6/21/00 7:00	111834.95	111275.7734	111.2757734	27.81894336
4113	6/21/00 8:00	167685.12	166846.7031	166.8467031	41.71167578
4114	6/21/00 9:00	200260.78	199259.4688	199.2594688	49.81486719
4115	6/21/00 10:00	237245.72	236059.4844	236.0594844	59.01487109
4116	6/21/00 11:00	261287.34	259980.9063	259.9809063	64.99522656
4117	6/21/00 12:00	261751.17	260442.4219	260.4424219	65.11060547
4118	6/21/00 13:00	253542.83	252275.1094	252.2751094	63.06877734
4119	6/21/00 14:00	228555.33	227412.5625	227.4125625	56.85314063
4120	6/21/00 15:00	198765.81	197771.9844	197.7719844	49.44299609
4121	6/21/00 16:00	147710.7	146972.1406	146.9721406	36.74303516
4122	6/21/00 17:00	87524.85	87087.22656	87.08722656	21.77180664
4123	6/21/00 18:00	33081.777	32916.36719	32.91636719	8.229091797
4124	6/21/00 19:00	231.40636	230.2493286	0.2302493286	0.05756233215
4125	6/21/00 20:00		0	0	0
4126	6/21/00 21:00		0	0	0
4127	6/21/00 22:00		0	0	0
4128	6/21/00 23:00		0	0	0
4129	6/22/00 0:00		0	0	0
4130	6/22/00 1:00		0	0	0
4131	6/22/00 2:00		0	0	0
4132	6/22/00 3:00		0	0	0
4133	6/22/00 4:00	0	0	0	0
4134	6/22/00 5:00	13297.526	13231.03906	13.23103906	3.307759766
4135	6/22/00 6:00	57032.87	56747.70703	56.74770703	14.18692676
4136	6/22/00 7:00	112155.68	111594.9063	111.5949063	27.89872656
4137	6/22/00 8:00	167057.34	166222.0625	166.2220625	41.55551563
4138	6/22/00 9:00	216443.98	215361.7656	215.3617656	53.84044141
4139	6/22/00 10:00	248903.77	247659.25	247.65925	61.9148125
4140	6/22/00 11:00	267660.34	266322.0313	266.3220313	66.58050781
4141	6/22/00 12:00	268846.28	267502.0313	267.5020313	66.87550781
4142	6/22/00 13:00	259223.78	257927.6719	257.9276719	64.48191797
4143	6/22/00 14:00	236666.86	235483.5313	235.4835313	58.87088281
4144	6/22/00 15:00	199284.89	198288.4688	198.2884688	49.57211719
4145	6/22/00 16:00	150198.72	149447.7188	149.4477188	37.36192969
4146	6/22/00 17:00	90854.86	90400.58594	90.40058594	22.60014648
4147	6/22/00 18:00	34790.965	34617.01172	34.61701172	8.65425293
4148	6/22/00 19:00	219.02565	217.9305267	0.2179305267	0.05448263168
4149	6/22/00 20:00		0	0	0
4150	6/22/00 21:00		0	0	0
4151	6/22/00 22:00		0	0	0
4152	6/22/00 23:00		0	0	0
4153	6/23/00 0:00		0	0	0
4154	6/23/00 1:00		0	0	0
4155	6/23/00 2:00		0	0	0
4156	6/23/00 3:00		0	0	0
4157	6/23/00 4:00	0	0	0	0
4158	6/23/00 5:00	12989.807	12924.85742	12.92485742	3.231214355
4159	6/23/00 6:00	55971.906	55692.04688	55.69204688	13.92301172
4160	6/23/00 7:00	114426.79	113854.6563	113.8546563	28.46366406
4161	6/23/00 8:00	168474.02	167631.6406	167.6316406	41.90791016
4162	6/23/00 9:00	214755.38	213681.5938	213.6815938	53.42039844
4163	6/23/00 10:00	246907.69	245673.1406	245.6731406	61.41828516
4164	6/23/00 11:00	259944.05	258644.3281	258.6443281	64.66108203
4165	6/23/00 12:00	268173.78	266832.9063	266.8329063	66.70822656
4166	6/23/00 13:00	257395.69	256108.7188	256.1087188	64.02717969
4167	6/23/00 14:00	232757.61	231593.8125	231.5938125	57.89845313
4168	6/23/00 15:00	201639.14	200630.9375	200.6309375	50.15773438
4169	6/23/00 16:00	148142.22	147401.5	147.4015	36.850375
4170	6/23/00 17:00	88444.28	88002.0625	88.0020625	22.00051563
4171	6/23/00 18:00	35016.207	34841.125	34.841125	8.71028125
4172	6/23/00 19:00	233.28304	232.1166229	0.2321166229	0.05802915573
4173	6/23/00 20:00		0	0	0
4174	6/23/00 21:00		0	0	0
4175	6/23/00 22:00		0	0	0
4176	6/23/00 23:00		0	0	0
4177	6/24/00 0:00		0	0	0
4178	6/24/00 1:00		0	0	0

4179	6/24/00 2:00	0	0	0
4180	6/24/00 3:00	0	0	0
4181	6/24/00 4:00	0	0	0
4182	6/24/00 5:00 12795.737	12731.75879	12.73175879	3.182939697
4183	6/24/00 6:00 56023.637	55743.51953	55.74351953	13.93587988
4184	6/24/00 7:00 112785.75	112221.8203	112.2218203	28.05545508
4185	6/24/00 8:00 166477.81	165645.4219	165.6454219	41.41135547
4186	6/24/00 9:00 209020.27	207975.1719	207.9751719	51.99379297
4187	6/24/00 10:00 238522.28	237329.6719	237.3296719	59.33241797
4188	6/24/00 11:00 255213.19	253937.125	253.937125	63.48428125
4189	6/24/00 12:00 268318.03	266976.4688	266.9764688	66.74411719
4190	6/24/00 13:00 257931.39	256641.7344	256.6417344	64.16043359
4191	6/24/00 14:00 237044.81	235859.5781	235.8595781	58.96489453
4192	6/24/00 15:00 198603.2	197610.1875	197.6101875	49.40254688
4193	6/24/00 16:00 151248.81	150492.5781	150.4925781	37.62314453
4194	6/24/00 17:00 87935.97	87496.28906	87.49628906	21.87407227
4195	6/24/00 18:00 34266.484	34095.15234	34.09515234	8.523788086
4196	6/24/00 19:00 233.03168	231.8665161	0.2318665161	0.05796662903
4197	6/24/00 20:00	0	0	0
4198	6/24/00 21:00	0	0	0
4199	6/24/00 22:00	0	0	0
4200	6/24/00 23:00	0	0	0
4201	6/25/00 0:00	0	0	0
4202	6/25/00 1:00	0	0	0
4203	6/25/00 2:00	0	0	0
4204	6/25/00 3:00	0	0	0
4205	6/25/00 4:00	0	0	0
4206	6/25/00 5:00 12580.034	12517.13379	12.51713379	3.129283447
4207	6/25/00 6:00 56744.336	56460.61719	56.46061719	14.1151543
4208	6/25/00 7:00 111723.59	111164.9766	111.1649766	27.79124414
4209	6/25/00 8:00 167882.27	167042.8594	167.0428594	41.76071484
4210	6/25/00 9:00 213506.17	212438.6406	212.4386406	53.10966016
4211	6/25/00 10:00 246828.92	245594.7813	245.5947813	61.39869531
4212	6/25/00 11:00 246847.75	245613.5156	245.6135156	61.40337891
4213	6/25/00 12:00 268574.22	267231.3438	267.2313438	66.80783594
4214	6/25/00 13:00 257573.34	256285.4688	256.2854688	64.07136719
4215	6/25/00 14:00 234083.86	232913.4375	232.9134375	58.22835938
4216	6/25/00 15:00 199793.58	198794.6094	198.7946094	49.69865234
4217	6/25/00 16:00 149836.75	149087.5781	149.0875781	37.27189453
4218	6/25/00 17:00 84788.31	84364.375	84.364375	21.09109375
4219	6/25/00 18:00 34809.297	34635.25	34.63525	8.6588125
4220	6/25/00 19:00 355.3275	353.5508728	0.3535508728	0.0883877182
4221	6/25/00 20:00	0	0	0
4222	6/25/00 21:00	0	0	0
4223	6/25/00 22:00	0	0	0
4224	6/25/00 23:00	0	0	0
4225	6/26/00 0:00	0	0	0
4226	6/26/00 1:00	0	0	0
4227	6/26/00 2:00	0	0	0
4228	6/26/00 3:00	0	0	0
4229	6/26/00 4:00	0	0	0
4230	6/26/00 5:00 12847.89	12783.65039	12.78365039	3.195912598
4231	6/26/00 6:00 55466.766	55189.42969	55.18942969	13.79735742
4232	6/26/00 7:00 111998.9	111438.9063	111.4389063	27.85972656
4233	6/26/00 8:00 166332.9	165501.25	165.50125	41.3753125
4234	6/26/00 9:00 209455.2	208407.9219	208.4079219	52.10198047
4235	6/26/00 10:00 244131.14	242910.4844	242.9104844	60.72762109
4236	6/26/00 11:00 262165.75	260854.9219	260.8549219	65.21373047
4237	6/26/00 12:00 265527.66	264200.0313	264.2000313	66.05000781
4238	6/26/00 13:00 256053.88	254773.5938	254.7735938	63.69339844
4239	6/26/00 14:00 233065.88	231900.5469	231.9005469	57.97513672
4240	6/26/00 15:00 199615.84	198617.7656	198.6177656	49.65444141
4241	6/26/00 16:00 147225.5	146489.3594	146.4893594	36.62233984
4242	6/26/00 17:00 88471.266	88028.90625	88.02890625	22.00722656
4243	6/26/00 18:00 34897.1	34722.61719	34.72261719	8.680654297
4244	6/26/00 19:00 220.28175	219.1803436	0.2191803436	0.05479508591
4245	6/26/00 20:00	0	0	0
4246	6/26/00 21:00	0	0	0
4247	6/26/00 22:00	0	0	0
4248	6/26/00 23:00	0	0	0
4249	6/27/00 0:00	0	0	0
4250	6/27/00 1:00	0	0	0
4251	6/27/00 2:00	0	0	0
4252	6/27/00 3:00	0	0	0
4253	6/27/00 4:00	0	0	0
4254	6/27/00 5:00 12453.259	12390.99219	12.39099219	3.097748047
4255	6/27/00 6:00 54758.438	54484.64453	54.48464453	13.62116113
4256	6/27/00 7:00 110221.03	109669.9219	109.6699219	27.41748047
4257	6/27/00 8:00 164359.42	163537.625	163.537625	40.88440625
4258	6/27/00 9:00 209749.47	208700.7188	208.7007188	52.17517969
4259	6/27/00 10:00 241685.4	240476.9844	240.4769844	60.11924609
4260	6/27/00 11:00 259835.1	258535.9219	258.5359219	64.63398047
4261	6/27/00 12:00 264041.94	262721.75	262.72175	65.6804375
4262	6/27/00 13:00 251390.88	250133.9219	250.1339219	62.53348047
4263	6/27/00 14:00 228536.47	227393.7813	227.3937813	56.84844531
4264	6/27/00 15:00 196084.6	195104.1719	195.1041719	48.77604297
4265	6/27/00 16:00 148529.47	147786.8281	147.7868281	36.94670703
4266	6/27/00 17:00 85681.29	85252.88281	85.25288281	21.3132207
4267	6/27/00 18:00 28701.883	28558.375	28.558375	7.13959375
4268	6/27/00 19:00 382.39075	380.4787903	0.3804787903	0.09511969757
4269	6/27/00 20:00	0	0	0
4270	6/27/00 21:00	0	0	0
4271	6/27/00 22:00	0	0	0
4272	6/27/00 23:00	0	0	0
4273	6/28/00 0:00	0	0	0

4274	6/28/00 1:00	0	0	0
4275	6/28/00 2:00	0	0	0
4276	6/28/00 3:00	0	0	0
4277	6/28/00 4:00	0	0	0
4278	6/28/00 5:00	12292.332	12230.87012	12.23087012 3.057717529
4279	6/28/00 6:00	53853.64	53584.37109	53.58437109 13.39609277
4280	6/28/00 7:00	109386.16	108839.2266	108.8392266 27.20980664
4281	6/28/00 8:00	164496.22	163673.7344	163.6737344 40.91843359
4282	6/28/00 9:00	210906.48	209851.9531	209.8519531 52.46298828
4283	6/28/00 10:00	243521.75	242304.1563	242.3041563 60.57603906
4284	6/28/00 11:00	254654.31	253381.0469	253.3810469 63.34526172
4285	6/28/00 12:00	264479.06	263156.6875	263.1566875 65.78917188
4286	6/28/00 13:00	257333.22	256046.5625	256.0465625 64.01164063
4287	6/28/00 14:00	233694.52	232526.0313	232.5260313 58.13150781
4288	6/28/00 15:00	198395.05	197403.0781	197.4030781 49.35076953
4289	6/28/00 16:00	148869.31	148124.9531	148.1249531 37.03123828
4290	6/28/00 17:00	87280.55	86844.14063	86.84414063 21.71103516
4291	6/28/00 18:00	32658.71	32495.41797	32.49541797 8.123854492
4292	6/28/00 19:00	233.49889	232.3313904	0.2323313904 0.0580828476
4293	6/28/00 20:00	0	0	0
4294	6/28/00 21:00	0	0	0
4295	6/28/00 22:00	0	0	0
4296	6/28/00 23:00	0	0	0
4297	6/29/00 0:00	0	0	0
4298	6/29/00 1:00	0	0	0
4299	6/29/00 2:00	0	0	0
4300	6/29/00 3:00	0	0	0
4301	6/29/00 4:00	0	0	0
4302	6/29/00 5:00	11872.997	11813.63184	11.81363184 2.953407959
4303	6/29/00 6:00	54826.113	54551.98047	54.55198047 13.63799512
4304	6/29/00 7:00	110240.34	109689.1406	109.6891406 27.42228516
4305	6/29/00 8:00	163519.19	162701.5938	162.7015938 40.67539844
4306	6/29/00 9:00	209927.58	208877.9375	208.8779375 52.21948438
4307	6/29/00 10:00	241200.92	239994.9219	239.9949219 59.99873047
4308	6/29/00 11:00	260527.67	259225.0469	259.2250469 64.80626172
4309	6/29/00 12:00	267374.16	266037.2813	266.0372813 66.50932031
4310	6/29/00 13:00	258233	256941.8281	256.9418281 64.23545703
4311	6/29/00 14:00	235493.16	234315.7031	234.3157031 58.57892578
4312	6/29/00 15:00	195829.19	194850.0313	194.8500313 48.71250781
4313	6/29/00 16:00	151284.45	150528.0313	150.5280313 37.63200781
4314	6/29/00 17:00	90123.13	89672.52344	89.67252344 22.41813086
4315	6/29/00 18:00	34593.45	34420.48047	34.42048047 8.605120117
4316	6/29/00 19:00	354.18243	352.4115295	0.3524115295 0.08810288239
4317	6/29/00 20:00	0	0	0
4318	6/29/00 21:00	0	0	0
4319	6/29/00 22:00	0	0	0
4320	6/29/00 23:00	0	0	0
4321	6/30/00 0:00	0	0	0
4322	6/30/00 1:00	0	0	0
4323	6/30/00 2:00	0	0	0
4324	6/30/00 3:00	0	0	0
4325	6/30/00 4:00	0	0	0
4326	6/30/00 5:00	11962.594	11902.78027	11.90278027 2.975695068
4327	6/30/00 6:00	55853.715	55574.44531	55.57444531 13.89361133
4328	6/30/00 7:00	111264.79	110708.4688	110.7084688 27.67711719
4329	6/30/00 8:00	167155.84	166320.0625	166.3200625 41.58001563
4330	6/30/00 9:00	214285.47	213214.0469	213.2140469 53.30351172
4331	6/30/00 10:00	251533.44	250275.7656	250.2757656 62.56894141
4332	6/30/00 11:00	268372.9	267031.0313	267.0310313 66.75775781
4333	6/30/00 12:00	268790.38	267446.4375	267.4464375 66.86160938
4334	6/30/00 13:00	262861.72	261547.4219	261.5474219 65.38685547
4335	6/30/00 14:00	241231.06	240024.9219	240.0249219 60.00623047
4336	6/30/00 15:00	204436.3	203414.1094	203.4141094 50.85352734
4337	6/30/00 16:00	153179.28	152413.3906	152.4133906 38.10334766
4338	6/30/00 17:00	92970.56	92505.71094	92.50571094 23.12642773
4339	6/30/00 18:00	36061.293	35880.98828	35.88098828 8.97024707
4340	6/30/00 19:00	218.96246	217.8676453	0.2178676453 0.05446691132
4341	6/30/00 20:00	0	0	0
4342	6/30/00 21:00	0	0	0
4343	6/30/00 22:00	0	0	0
4344	6/30/00 23:00	0	0	0
4345	7/1/02 0:00	0	0	0
4346	7/1/02 1:00	0	0	0
4347	7/1/02 2:00	0	0	0
4348	7/1/02 3:00	0	0	0
4349	7/1/02 4:00	0	0	0
4350	7/1/02 5:00	11466.337	11409.00586	11.40900586 2.852251465
4351	7/1/02 6:00	53109.723	52844.17188	52.84417188 13.21104297
4352	7/1/02 7:00	108970.81	108425.9609	108.4259609 27.10649023
4353	7/1/02 8:00	162007.22	161197.1875	161.1971875 40.29929688
4354	7/1/02 9:00	208462.53	207420.2188	207.4202188 51.85505469
4355	7/1/02 10:00	237292.88	236106.4063	236.1064063 59.02660156
4356	7/1/02 11:00	260002.98	258702.9688	258.7029688 64.67574219
4357	7/1/02 12:00	263272.78	261956.4219	261.9564219 65.48910547
4358	7/1/02 13:00	256969.48	255684.6406	255.6846406 63.92116016
4359	7/1/02 14:00	233829.7	232660.5625	232.6605625 58.16514063
4360	7/1/02 15:00	195389.45	194412.5156	194.4125156 48.60312891
4361	7/1/02 16:00	147448.62	146711.375	146.711375 36.67784375
4362	7/1/02 17:00	88201.336	87760.32813	87.76032813 21.94008203
4363	7/1/02 18:00	32185.033	32024.10938	32.02410938 8.006027344
4364	7/1/02 19:00	234.44925	233.2770081	0.2332770081 0.05831925201
4365	7/1/02 20:00	0	0	0
4366	7/1/02 21:00	0	0	0
4367	7/1/02 22:00	0	0	0
4368	7/1/02 23:00	0	0	0

4369	7/2/02 0:00	0	0	0
4370	7/2/02 1:00	0	0	0
4371	7/2/02 2:00	0	0	0
4372	7/2/02 3:00	0	0	0
4373	7/2/02 4:00	0	0	0
4374	7/2/02 5:00 10741.852	10688.14258	10.68814258	2.672035645
4375	7/2/02 6:00 52234.31	51973.13672	51.97313672	12.99328418
4376	7/2/02 7:00 106184.99	105654.0703	105.6540703	26.41351758
4377	7/2/02 8:00 160181.92	159381.0156	159.3810156	39.84525391
4378	7/2/02 9:00 213465.38	212398.0469	212.3980469	53.09951172
4379	7/2/02 10:00 248033.92	246793.75	246.79375	61.6984375
4380	7/2/02 11:00 267774.34	266435.4688	266.4354688	66.60886719
4381	7/2/02 12:00 268502.53	267160.0313	267.1600313	66.79000781
4382	7/2/02 13:00 259026.28	257731.1563	257.7311563	64.43278906
4383	7/2/02 14:00 236870.66	235686.2969	235.6862969	58.92157422
4384	7/2/02 15:00 200019.22	199019.125	199.019125	49.75478125
4385	7/2/02 16:00 150351.7	149599.9531	149.5999531	37.39998828
4386	7/2/02 17:00 87353.45	86916.6875	86.9166875	21.72917188
4387	7/2/02 18:00 28609.96	28466.91016	28.46691016	7.116727539
4388	7/2/02 19:00 233.61226	232.4441986	0.2324441986	0.05811104965
4389	7/2/02 20:00	0	0	0
4390	7/2/02 21:00	0	0	0
4391	7/2/02 22:00	0	0	0
4392	7/2/02 23:00	0	0	0
4393	7/3/02 0:00	0	0	0
4394	7/3/02 1:00	0	0	0
4395	7/3/02 2:00	0	0	0
4396	7/3/02 3:00	0	0	0
4397	7/3/02 4:00	0	0	0
4398	7/3/02 5:00 10966.219	10911.3877	10.9113877	2.727846924
4399	7/3/02 6:00 53349.9	53083.14844	53.08314844	13.27078711
4400	7/3/02 7:00 110607.35	110054.3125	110.0543125	27.51357813
4401	7/3/02 8:00 167376.1	166539.2188	166.5392188	41.63480469
4402	7/3/02 9:00 214017.78	212947.6875	212.9476875	53.23692188
4403	7/3/02 10:00 245549.11	244321.375	244.321375	61.08034375
4404	7/3/02 11:00 262397.97	261085.9688	261.0859688	65.27149219
4405	7/3/02 12:00 266729.03	265395.375	265.395375	66.34884375
4406	7/3/02 13:00 261910.31	260600.75	260.60075	65.1501875
4407	7/3/02 14:00 238985.27	237790.3438	237.7903438	59.44758594
4408	7/3/02 15:00 204650	203626.75	203.62675	50.9066875
4409	7/3/02 16:00 152740.36	151976.6719	151.9766719	37.99416797
4410	7/3/02 17:00 91402.586	90945.57813	90.94557813	22.73639453
4411	7/3/02 18:00 34421.652	34249.54688	34.24954688	8.562386719
4412	7/3/02 19:00 232.07983	230.9194336	0.2309194336	0.0577298584
4413	7/3/02 20:00	0	0	0
4414	7/3/02 21:00	0	0	0
4415	7/3/02 22:00	0	0	0
4416	7/3/02 23:00	0	0	0
4417	7/4/02 0:00	0	0	0
4418	7/4/02 1:00	0	0	0
4419	7/4/02 2:00	0	0	0
4420	7/4/02 3:00	0	0	0
4421	7/4/02 4:00	0	0	0
4422	7/4/02 5:00 11282.875	11226.46094	11.22646094	2.806615234
4423	7/4/02 6:00 53773.676	53504.80859	53.50480859	13.37620215
4424	7/4/02 7:00 110102.82	109552.3047	109.5523047	27.38807617
4425	7/4/02 8:00 165319.03	164492.4375	164.4924375	41.12310938
4426	7/4/02 9:00 212320.66	211259.0625	211.2590625	52.81476563
4427	7/4/02 10:00 245736.38	244507.6875	244.5076875	61.12692188
4428	7/4/02 11:00 262495.28	261182.8125	261.1828125	65.29570313
4429	7/4/02 12:00 268934.8	267590.1563	267.5901563	66.89753906
4430	7/4/02 13:00 260467.95	259165.625	259.165625	64.79140625
4431	7/4/02 14:00 238556.06	237363.2813	237.3632813	59.34082031
4432	7/4/02 15:00 200523.14	199520.5313	199.5205313	49.88013281
4433	7/4/02 16:00 124487.55	123865.1094	123.8651094	30.96627734
4434	7/4/02 17:00 91854.484	91395.21094	91.39521094	22.84880273
4435	7/4/02 18:00 36064.82	35884.49609	35.88449609	8.971124023
4436	7/4/02 19:00 105.97899	105.4490967	0.1054490967	0.02636227417
4437	7/4/02 20:00	0	0	0
4438	7/4/02 21:00	0	0	0
4439	7/4/02 22:00	0	0	0
4440	7/4/02 23:00	0	0	0
4441	7/5/02 0:00	0	0	0
4442	7/5/02 1:00	0	0	0
4443	7/5/02 2:00	0	0	0
4444	7/5/02 3:00	0	0	0
4445	7/5/02 4:00	0	0	0
4446	7/5/02 5:00 10636.801	10583.61621	10.58361621	2.645904053
4447	7/5/02 6:00 51451.625	51194.36719	51.19436719	12.7985918
4448	7/5/02 7:00 109774.81	109225.9375	109.2259375	27.30648438
4449	7/5/02 8:00 165679.92	164851.5313	164.8515313	41.21288281
4450	7/5/02 9:00 212157.73	211096.9531	211.0969531	52.77423828
4451	7/5/02 10:00 247812.81	246573.75	246.57375	61.6434375
4452	7/5/02 11:00 266525.53	265192.875	265.192875	66.29821875
4453	7/5/02 12:00 268599.75	267256.75	267.25675	66.8141875
4454	7/5/02 13:00 259270.33	257973.9844	257.9739844	64.49349609
4455	7/5/02 14:00 238163.47	236972.6563	236.9726563	59.24316406
4456	7/5/02 15:00 200550.52	199547.7656	199.5477656	49.88694141
4457	7/5/02 16:00 151212.48	150456.4219	150.4564219	37.61410547
4458	7/5/02 17:00 88784.66	88340.73438	88.34073438	22.08518359
4459	7/5/02 18:00 33921.426	33751.82031	33.75182031	8.437955078
4460	7/5/02 19:00 231.9755	230.8156128	0.2308156128	0.0577039032
4461	7/5/02 20:00	0	0	0
4462	7/5/02 21:00	0	0	0
4463	7/5/02 22:00	0	0	0

4464	7/5/02 23:00	0	0	0	
4465	7/6/02 0:00	0	0	0	
4466	7/6/02 1:00	0	0	0	
4467	7/6/02 2:00	0	0	0	
4468	7/6/02 3:00	0	0	0	
4469	7/6/02 4:00	0	0	0	
4470	7/6/02 5:00	10814.761	10760.6875	10.7606875	2.690171875
4471	7/6/02 6:00	52496.824	52234.33984	52.23433984	13.05858496
4472	7/6/02 7:00	109559.625	109011.8281	109.0118281	27.25295703
4473	7/6/02 8:00	165388.64	164561.6875	164.5616875	41.14042188
4474	7/6/02 9:00	211604.36	210546.3438	210.5463438	52.63658594
4475	7/6/02 10:00	245196.42	243970.4375	243.9704375	60.99260938
4476	7/6/02 11:00	263904.66	262585.125	262.585125	65.64628125
4477	7/6/02 12:00	268639.6	267296.375	267.296375	66.82409375
4478	7/6/02 13:00	259945.77	258646.0313	258.6460313	64.66150781
4479	7/6/02 14:00	238960.02	237765.2188	237.7652188	59.44130469
4480	7/6/02 15:00	198303.78	197312.2656	197.3122656	49.32806641
4481	7/6/02 16:00	149834.31	149085.1406	149.0851406	37.27128516
4482	7/6/02 17:00	81747.93	81339.1875	81.3391875	20.33479688
4483	7/6/02 18:00	30401.885	30249.875	30.249875	7.56246875
4484	7/6/02 19:00	231.83145	230.6723022	0.2306723022	0.05766807556
4485	7/6/02 20:00	0	0	0	0
4486	7/6/02 21:00	0	0	0	0
4487	7/6/02 22:00	0	0	0	0
4488	7/6/02 23:00	0	0	0	0
4489	7/7/02 0:00	0	0	0	0
4490	7/7/02 1:00	0	0	0	0
4491	7/7/02 2:00	0	0	0	0
4492	7/7/02 3:00	0	0	0	0
4493	7/7/02 4:00	0	0	0	0
4494	7/7/02 5:00	10573.1875	10520.32129	10.52032129	2.630080322
4495	7/7/02 6:00	52033.457	51773.28906	51.77328906	12.94332227
4496	7/7/02 7:00	108501.734	107959.2188	107.9592188	26.98980469
4497	7/7/02 8:00	163633.47	162815.2969	162.8152969	40.70382422
4498	7/7/02 9:00	214417.6	213345.5	213.3455	53.336375
4499	7/7/02 10:00	246036.77	244806.5781	244.8065781	61.20164453
4500	7/7/02 11:00	265529.1	264201.4688	264.2014688	66.05036719
4501	7/7/02 12:00	269694.38	268345.9063	268.3459063	67.08647656
4502	7/7/02 13:00	261117.27	259811.6875	259.8116875	64.95292188
4503	7/7/02 14:00	238141.08	236950.375	236.950375	59.23759375
4504	7/7/02 15:00	203542	202524.2969	202.5242969	50.63107422
4505	7/7/02 16:00	150638.94	149885.75	149.88575	37.4714375
4506	7/7/02 17:00	86322.445	85890.82813	85.89082813	21.47270703
4507	7/7/02 18:00	30380.01	30228.11133	30.22811133	7.557027832
4508	7/7/02 19:00	231.02895	229.8738098	0.2298738098	0.05746845245
4509	7/7/02 20:00	0	0	0	0
4510	7/7/02 21:00	0	0	0	0
4511	7/7/02 22:00	0	0	0	0
4512	7/7/02 23:00	0	0	0	0
4513	7/8/02 0:00	0	0	0	0
4514	7/8/02 1:00	0	0	0	0
4515	7/8/02 2:00	0	0	0	0
4516	7/8/02 3:00	0	0	0	0
4517	7/8/02 4:00	0	0	0	0
4518	7/8/02 5:00	10333.784	10282.11523	10.28211523	2.570528809
4519	7/8/02 6:00	51629.87	51371.72266	51.37172266	12.84293066
4520	7/8/02 7:00	106983.78	106448.8594	106.4488594	26.61221484
4521	7/8/02 8:00	162458.78	161646.4844	161.6464844	40.41162109
4522	7/8/02 9:00	209557.9	208510.125	208.510125	52.12753125
4523	7/8/02 10:00	243006.97	241791.9375	241.7919375	60.44798438
4524	7/8/02 11:00	264236.3	262915.125	262.915125	65.72878125
4525	7/8/02 12:00	264906.12	263581.5938	263.5815938	65.89539844
4526	7/8/02 13:00	254456.83	253184.5469	253.1845469	63.29613672
4527	7/8/02 14:00	233501.58	232334.0625	232.3340625	58.08351563
4528	7/8/02 15:00	197033.67	196048.5	196.0485	49.012125
4529	7/8/02 16:00	142434.05	141721.875	141.721875	35.43046875
4530	7/8/02 17:00	85291.37	84864.91406	84.86491406	21.21622852
4531	7/8/02 18:00	28402.65	28260.63672	28.26063672	7.06515918
4532	7/8/02 19:00	231.78227	230.6233521	0.2306233521	0.05765583801
4533	7/8/02 20:00	0	0	0	0
4534	7/8/02 21:00	0	0	0	0
4535	7/8/02 22:00	0	0	0	0
4536	7/8/02 23:00	0	0	0	0
4537	7/9/02 0:00	0	0	0	0
4538	7/9/02 1:00	0	0	0	0
4539	7/9/02 2:00	0	0	0	0
4540	7/9/02 3:00	0	0	0	0
4541	7/9/02 4:00	0	0	0	0
4542	7/9/02 5:00	9737.063	9688.378906	9.688378906	2.422094727
4543	7/9/02 6:00	49882.56	49633.14453	49.63314453	12.40828613
4544	7/9/02 7:00	104371	103849.1406	103.8491406	25.96228516
4545	7/9/02 8:00	157037	156251.8125	156.2518125	39.06295313
4546	7/9/02 9:00	202352.98	201341.2188	201.3412188	50.33530469
4547	7/9/02 10:00	234447.64	233275.3906	233.2753906	58.31884766
4548	7/9/02 11:00	253123.67	251858.0625	251.8580625	62.96451563
4549	7/9/02 12:00	254793.53	253519.5781	253.5195781	63.37989453
4550	7/9/02 13:00	246744.27	245510.5469	245.5105469	61.37763672
4551	7/9/02 14:00	224296.9	223175.4219	223.1754219	55.79385547
4552	7/9/02 15:00	190066.58	189116.25	189.11625	47.2790625
4553	7/9/02 16:00	142028.02	141317.875	141.317875	35.32946875
4554	7/9/02 17:00	83992.68	83572.71875	83.57271875	20.89317969
4555	7/9/02 18:00	25280.625	25154.2207	25.1542207	6.28855176
4556	7/9/02 19:00	399.44208	397.4448853	0.3974448853	0.09936122131
4557	7/9/02 20:00	0	0	0	0
4558	7/9/02 21:00	0	0	0	0

4559	7/9/02 22:00	0	0	0
4560	7/9/02 23:00	0	0	0
4561	7/10/02 0:00	0	0	0
4562	7/10/02 1:00	0	0	0
4563	7/10/02 2:00	0	0	0
4564	7/10/02 3:00	0	0	0
4565	7/10/02 4:00	0	0	0
4566	7/10/02 5:00	9639.602	9591.404297	9.591404297 2.397851074
4567	7/10/02 6:00	48621.09	48377.98438	48.37798438 12.09449609
4568	7/10/02 7:00	104111.3	103590.7422	103.5907422 25.89768555
4569	7/10/02 8:00	157992.95	157202.9844	157.2029844 39.30074609
4570	7/10/02 9:00	203481.53	202464.125	202.464125 50.61603125
4571	7/10/02 10:00	233457.92	232290.6406	232.2906406 58.07266016
4572	7/10/02 11:00	254606.73	253333.7031	253.3337031 63.33342578
4573	7/10/02 12:00	262302.62	260991.125	260.991125 65.24778125
4574	7/10/02 13:00	250520.55	249267.9375	249.2679375 62.31698438
4575	7/10/02 14:00	229249.97	228103.7188	228.1037188 57.02592969
4576	7/10/02 15:00	192548.42	191585.6719	191.5856719 47.89641797
4577	7/10/02 16:00	138881.47	138187.0625	138.1870625 34.54676563
4578	7/10/02 17:00	82616.78	82203.69531	82.20369531 20.55092383
4579	7/10/02 18:00	33252.637	33086.375	33.086375 8.27159375
4580	7/10/02 19:00	229.8093	228.6602631	0.2286602631 0.05716506577
4581	7/10/02 20:00	0	0	0 0
4582	7/10/02 21:00	0	0	0 0
4583	7/10/02 22:00	0	0	0 0
4584	7/10/02 23:00	0	0	0 0
4585	7/11/02 0:00	0	0	0 0
4586	7/11/02 1:00	0	0	0 0
4587	7/11/02 2:00	0	0	0 0
4588	7/11/02 3:00	0	0	0 0
4589	7/11/02 4:00	0	0	0 0
4590	7/11/02 5:00	9165.718	9119.889648	9.119889648 2.279972412
4591	7/11/02 6:00	48530.887	48288.23047	48.28823047 12.07205762
4592	7/11/02 7:00	98886.11	98391.67969	98.39167969 24.59791992
4593	7/11/02 8:00	153501.53	152734.0156	152.7340156 38.18350391
4594	7/11/02 9:00	201728.66	200720.0156	200.7200156 50.18000391
4595	7/11/02 10:00	227066.58	225931.2344	225.9312344 56.48280859
4596	7/11/02 11:00	241866.47	240657.1406	240.6571406 60.16428516
4597	7/11/02 12:00	211020.2	209965.1094	209.9651094 52.49127734
4598	7/11/02 13:00	252595.02	251332.0313	251.3320313 62.83300781
4599	7/11/02 14:00	227984.9	226844.9688	226.8449688 56.71124219
4600	7/11/02 15:00	194961.36	193986.5469	193.9865469 48.49663672
4601	7/11/02 16:00	143230.25	142514.0938	142.5140938 35.62852344
4602	7/11/02 17:00	79792.945	79393.98438	79.39398438 19.84849609
4603	7/11/02 18:00	27872.66	27733.29688	27.73329688 6.93324219
4604	7/11/02 19:00	118.32091	117.7293091	0.1177293091 0.02943232727
4605	7/11/02 20:00	0	0	0 0
4606	7/11/02 21:00	0	0	0 0
4607	7/11/02 22:00	0	0	0 0
4608	7/11/02 23:00	0	0	0 0
4609	7/12/02 0:00	0	0	0 0
4610	7/12/02 1:00	0	0	0 0
4611	7/12/02 2:00	0	0	0 0
4612	7/12/02 3:00	0	0	0 0
4613	7/12/02 4:00	0	0	0 0
4614	7/12/02 5:00	7610.784	7572.730469	7.572730469 1.893182617
4615	7/12/02 6:00	35173.793	34997.92578	34.99792578 8.749481445
4616	7/12/02 7:00	73699.25	73330.75781	73.33075781 18.33268945
4617	7/12/02 8:00	133475.88	132808.5	132.8085 33.202125
4618	7/12/02 9:00	139635.8	138937.625	138.937625 34.73440625
4619	7/12/02 10:00	230420.33	229268.2344	229.2682344 57.31705859
4620	7/12/02 11:00	258057.94	256767.6563	256.7676563 64.19191406
4621	7/12/02 12:00	262723.53	261409.9219	261.4099219 65.35248047
4622	7/12/02 13:00	255244.28	253968.0469	253.9680469 63.49201172
4623	7/12/02 14:00	231441.08	230283.8594	230.2838594 57.57096484
4624	7/12/02 15:00	185272.64	184346.2813	184.3462813 46.08657031
4625	7/12/02 16:00	141440.92	140733.7188	140.7337188 35.18342969
4626	7/12/02 17:00	80973.305	80568.4375	80.5684375 20.14210938
4627	7/12/02 18:00	27315.082	27178.50586	27.17850586 6.794626465
4628	7/12/02 19:00	256.2505	254.9692535	0.2549692535 0.06374231339
4629	7/12/02 20:00	0	0	0 0
4630	7/12/02 21:00	0	0	0 0
4631	7/12/02 22:00	0	0	0 0
4632	7/12/02 23:00	0	0	0 0
4633	7/13/02 0:00	0	0	0 0
4634	7/13/02 1:00	0	0	0 0
4635	7/13/02 2:00	0	0	0 0
4636	7/13/02 3:00	0	0	0 0
4637	7/13/02 4:00	0	0	0 0
4638	7/13/02 5:00	8670.077	8626.726563	8.626726563 2.156681641
4639	7/13/02 6:00	48570.668	48327.81641	48.32781641 12.0819541
4640	7/13/02 7:00	102940.22	102425.5234	102.4255234 25.60638086
4641	7/13/02 8:00	158462.22	157669.9063	157.6699063 39.41747656
4642	7/13/02 9:00	203079.8	202064.3906	202.0643906 50.51609766
4643	7/13/02 10:00	237368.77	236181.9219	236.1819219 59.04548047
4644	7/13/02 11:00	259964.64	258664.8125	258.6648125 64.66620313
4645	7/13/02 12:00	263856.28	262537	262.537 65.63425
4646	7/13/02 13:00	256197.89	254916.8906	254.9168906 63.72922266
4647	7/13/02 14:00	231539.98	230382.2969	230.3822969 57.59557422
4648	7/13/02 15:00	198540.12	197547.4219	197.5474219 49.38685547
4649	7/13/02 16:00	147521.4	146783.7969	146.7837969 36.69594922
4650	7/13/02 17:00	86742.35	86308.64063	86.30864063 21.57716016
4651	7/13/02 18:00	27792.209	27653.24609	27.65324609 6.913311523
4652	7/13/02 19:00	118.63846	118.0452728	0.1180452728 0.02951131821
4653	7/13/02 20:00	0	0	0 0

4654	7/13/02 21:00	0	0	0
4655	7/13/02 22:00	0	0	0
4656	7/13/02 23:00	0	0	0
4657	7/14/02 0:00	0	0	0
4658	7/14/02 1:00	0	0	0
4659	7/14/02 2:00	0	0	0
4660	7/14/02 3:00	0	0	0
4661	7/14/02 4:00	0	0	0
4662	7/14/02 5:00 9082.157	9036.74707	9.03674707	2.259186768
4663	7/14/02 6:00 48950.137	48705.38281	48.70538281	12.1763457
4664	7/14/02 7:00 103995.555	103475.5781	103.4755781	25.86889453
4665	7/14/02 8:00 159753.52	158954.75	158.95475	39.7386875
4666	7/14/02 9:00 207434.11	206396.9375	206.3969375	51.59923438
4667	7/14/02 10:00 242277.56	241066.1719	241.0661719	60.26654297
4668	7/14/02 11:00 259021.88	257726.7656	257.7267656	64.43169141
4669	7/14/02 12:00 266518.97	265186.375	265.186375	66.29659375
4670	7/14/02 13:00 257161.48	255875.6719	255.8756719	63.96891797
4671	7/14/02 14:00 233729.75	232561.0938	232.5610938	58.14027344
4672	7/14/02 15:00 200022.12	199022.0156	199.0220156	49.75550391
4673	7/14/02 16:00 148042.19	147301.9844	147.3019844	36.82549609
4674	7/14/02 17:00 89835.664	89386.48438	89.38648438	22.34662109
4675	7/14/02 18:00 33238.08	33071.88672	33.07188672	8.26797168
4676	7/14/02 19:00 100.8063	100.302269	0.100302269	0.02507556725
4677	7/14/02 20:00	0	0	0
4678	7/14/02 21:00	0	0	0
4679	7/14/02 22:00	0	0	0
4680	7/14/02 23:00	0	0	0
4681	7/15/02 0:00	0	0	0
4682	7/15/02 1:00	0	0	0
4683	7/15/02 2:00	0	0	0
4684	7/15/02 3:00	0	0	0
4685	7/15/02 4:00	0	0	0
4686	7/15/02 5:00 8255.114	8213.838867	8.213838867	2.053459717
4687	7/15/02 6:00 45029.98	44804.82813	44.80482813	11.20120703
4688	7/15/02 7:00 84002.52	83582.50781	83.58250781	20.89562695
4689	7/15/02 8:00 155234.08	154457.9063	154.4579063	38.61447656
4690	7/15/02 9:00 126830.79	126196.6406	126.1966406	31.54916016
4691	7/15/02 10:00 242080.88	240870.4688	240.8704688	60.21761719
4692	7/15/02 11:00 262416.5	261104.4219	261.1044219	65.27610547
4693	7/15/02 12:00 262640.22	261327.0313	261.3270313	65.33175781
4694	7/15/02 13:00 255739.75	254461.0469	254.4610469	63.61526172
4695	7/15/02 14:00 231414.03	230256.9688	230.2569688	57.56424219
4696	7/15/02 15:00 196434.69	195452.5	195.4525	48.863125
4697	7/15/02 16:00 148503.2	147760.6875	147.7606875	36.94017188
4698	7/15/02 17:00 85755.4	85326.625	85.326625	21.33165625
4699	7/15/02 18:00 28204.47	28063.44727	28.06344727	7.015861816
4700	7/15/02 19:00 255.0915	253.81604	0.25381604	0.06345401001
4701	7/15/02 20:00	0	0	0
4702	7/15/02 21:00	0	0	0
4703	7/15/02 22:00	0	0	0
4704	7/15/02 23:00	0	0	0
4705	7/16/02 0:00	0	0	0
4706	7/16/02 1:00	0	0	0
4707	7/16/02 2:00	0	0	0
4708	7/16/02 3:00	0	0	0
4709	7/16/02 4:00	0	0	0
4710	7/16/02 5:00 8230.97	8189.814941	8.189814941	2.047453735
4711	7/16/02 6:00 47700.04	47461.53906	47.46153906	11.86538477
4712	7/16/02 7:00 105493.58	104966.1094	104.9661094	26.24152734
4713	7/16/02 8:00 161117.4	160311.8125	160.3118125	40.07795313
4714	7/16/02 9:00 207883.5	206844.0781	206.8440781	51.71101953
4715	7/16/02 10:00 237118.17	235932.5938	235.9325938	58.98314844
4716	7/16/02 11:00 262849.2	261534.9219	261.5349219	65.38373047
4717	7/16/02 12:00 265113.28	263787.7188	263.7877188	65.94692969
4718	7/16/02 13:00 256182.05	254901.1406	254.9011406	63.72528516
4719	7/16/02 14:00 230798.4	229644.4063	229.6444063	57.41110156
4720	7/16/02 15:00 198326	197334.375	197.334375	49.33359375
4721	7/16/02 16:00 146713.45	145979.875	145.979875	36.49496875
4722	7/16/02 17:00 88261.64	87820.33594	87.82033594	21.95508398
4723	7/16/02 18:00 31820.734	31661.63086	31.66163086	7.915407715
4724	7/16/02 19:00 116.67182	116.0884628	0.1160884628	0.02902211571
4725	7/16/02 20:00	0	0	0
4726	7/16/02 21:00	0	0	0
4727	7/16/02 22:00	0	0	0
4728	7/16/02 23:00	0	0	0
4729	7/17/02 0:00	0	0	0
4730	7/17/02 1:00	0	0	0
4731	7/17/02 2:00	0	0	0
4732	7/17/02 3:00	0	0	0
4733	7/17/02 4:00	0	0	0
4734	7/17/02 5:00 7680.9106	7642.505859	7.642505859	1.910626465
4735	7/17/02 6:00 40478.133	40275.74219	40.27574219	10.06893555
4736	7/17/02 7:00 98571.695	98078.83594	98.07883594	24.51970898
4737	7/17/02 8:00 158617.69	157824.6094	157.8246094	39.45615234
4738	7/17/02 9:00 204519.44	203496.8438	203.4968438	50.87421094
4739	7/17/02 10:00 236626.34	235443.2188	235.4432188	58.86080469
4740	7/17/02 11:00 260166.12	258865.2969	258.8652969	64.71632422
4741	7/17/02 12:00 260953.22	259648.4531	259.6484531	64.91211328
4742	7/17/02 13:00 253660.3	252392	252.392	63.098
4743	7/17/02 14:00 232541.31	231378.6094	231.3786094	57.84465234
4744	7/17/02 15:00 197396.98	196410	196.41	49.1025
4745	7/17/02 16:00 145558.14	144830.3438	144.8303438	36.20758594
4746	7/17/02 17:00 86301.09	85869.58594	85.86958594	21.46739648
4747	7/17/02 18:00 31506.74	31349.20703	31.34920703	7.837301758
4748	7/17/02 19:00 115.3828	114.8058853	0.1148058853	0.02870147133

4749	7/17/02 20:00	0	0	0	
4750	7/17/02 21:00	0	0	0	
4751	7/17/02 22:00	0	0	0	
4752	7/17/02 23:00	0	0	0	
4753	7/18/02 0:00	0	0	0	
4754	7/18/02 1:00	0	0	0	
4755	7/18/02 2:00	0	0	0	
4756	7/18/02 3:00	0	0	0	
4757	7/18/02 4:00	0	0	0	
4758	7/18/02 5:00	7571.9966	7534.136719	7.534136719	1.88353418
4759	7/18/02 6:00	45682.234	45453.82031	45.45382031	11.36345508
4760	7/18/02 7:00	102787.45	102273.5234	102.2735234	25.56838086
4761	7/18/02 8:00	155846.83	155067.5938	155.0675938	38.76689844
4762	7/18/02 9:00	205166.9	204141.0781	204.1410781	51.03526953
4763	7/18/02 10:00	236306.72	235125.1875	235.1251875	58.78129688
4764	7/18/02 11:00	260951.11	259646.3594	259.6463594	64.91158984
4765	7/18/02 12:00	265446.25	264119	264.119	66.02975
4766	7/18/02 13:00	256139.86	254859.1563	254.8591563	63.71478906
4767	7/18/02 14:00	234327.69	233156.0469	233.1560469	58.28901172
4768	7/18/02 15:00	198008.14	197018.0938	197.0180938	49.25452344
4769	7/18/02 16:00	140336.08	139634.4063	139.6344063	34.90860156
4770	7/18/02 17:00	83963.98	83544.15625	83.54415625	20.88603906
4771	7/18/02 18:00	26014.611	25884.53711	25.88453711	6.471134277
4772	7/18/02 19:00	0	0	0	0
4773	7/18/02 20:00	0	0	0	0
4774	7/18/02 21:00	0	0	0	0
4775	7/18/02 22:00	0	0	0	0
4776	7/18/02 23:00	0	0	0	0
4777	7/19/02 0:00	0	0	0	0
4778	7/19/02 1:00	0	0	0	0
4779	7/19/02 2:00	0	0	0	0
4780	7/19/02 3:00	0	0	0	0
4781	7/19/02 4:00	0	0	0	0
4782	7/19/02 5:00	7577.6597	7539.771484	7.539771484	1.884942871
4783	7/19/02 6:00	45223.664	44997.54688	44.99754688	11.24938672
4784	7/19/02 7:00	100581.85	100078.9375	100.0789375	25.01973438
4785	7/19/02 8:00	158001.03	157211.0313	157.2110313	39.30275781
4786	7/19/02 9:00	201432.14	200424.9844	200.4249844	50.10624609
4787	7/19/02 10:00	234503.84	233331.3281	233.3313281	58.33283203
4788	7/19/02 11:00	258149.52	256858.7813	256.8587813	64.21469531
4789	7/19/02 12:00	263992.56	262672.5938	262.6725938	65.66814844
4790	7/19/02 13:00	253737.42	252468.7344	252.4687344	63.11718359
4791	7/19/02 14:00	230999.08	229844.0938	229.8440938	57.46102344
4792	7/19/02 15:00	194602.58	193629.5781	193.6295781	48.40739453
4793	7/19/02 16:00	144803.11	144079.0938	144.0790938	36.01977344
4794	7/19/02 17:00	86021.53	85591.42188	85.59142188	21.39785547
4795	7/19/02 18:00	28739.111	28595.41602	28.59541602	7.148854004
4796	7/19/02 19:00	23.999502	23.87950516	0.02387950516	0.005969876285
4797	7/19/02 20:00	0	0	0	0
4798	7/19/02 21:00	0	0	0	0
4799	7/19/02 22:00	0	0	0	0
4800	7/19/02 23:00	0	0	0	0
4801	7/20/02 0:00	0	0	0	0
4802	7/20/02 1:00	0	0	0	0
4803	7/20/02 2:00	0	0	0	0
4804	7/20/02 3:00	0	0	0	0
4805	7/20/02 4:00	0	0	0	0
4806	7/20/02 5:00	7207.889	7171.850098	7.171850098	1.792962524
4807	7/20/02 6:00	46168.78	45937.9375	45.9379375	11.48448438
4808	7/20/02 7:00	101094.51	100589.0391	100.5890391	25.14725977
4809	7/20/02 8:00	156239.3	155458.0938	155.4580938	38.86452344
4810	7/20/02 9:00	202935.7	201921.0156	201.9210156	50.48025391
4811	7/20/02 10:00	226424.45	225292.3281	225.2923281	56.32308203
4812	7/20/02 11:00	256442.34	255160.1406	255.1601406	63.79003516
4813	7/20/02 12:00	260440.9	259138.7031	259.1387031	64.78467578
4814	7/20/02 13:00	247463.53	246226.2031	246.2262031	61.55655078
4815	7/20/02 14:00	223662.22	222543.9063	222.5439063	55.63597656
4816	7/20/02 15:00	166313.97	165482.4063	165.4824063	41.37060156
4817	7/20/02 16:00	111741.73	111183.0156	111.1830156	27.79575391
4818	7/20/02 17:00	58510.414	58217.86328	58.21786328	14.55446582
4819	7/20/02 18:00	18893.387	18798.91992	18.79891992	4.69972998
4820	7/20/02 19:00	169.88979	169.040329	0.169040329	0.04226008224
4821	7/20/02 20:00	0	0	0	0
4822	7/20/02 21:00	0	0	0	0
4823	7/20/02 22:00	0	0	0	0
4824	7/20/02 23:00	0	0	0	0
4825	7/21/02 0:00	0	0	0	0
4826	7/21/02 1:00	0	0	0	0
4827	7/21/02 2:00	0	0	0	0
4828	7/21/02 3:00	0	0	0	0
4829	7/21/02 4:00	0	0	0	0
4830	7/21/02 5:00	6671.381	6638.023926	6.638023926	1.659505981
4831	7/21/02 6:00	46218.457	45987.36328	45.98736328	11.49684082
4832	7/21/02 7:00	96239.78	95758.58594	95.75858594	23.93964648
4833	7/21/02 8:00	148904.38	148159.8438	148.1598438	37.03996094
4834	7/21/02 9:00	204720.58	203696.9844	203.6969844	50.92424609
4835	7/21/02 10:00	240031.14	238830.9844	238.8309844	59.70774609
4836	7/21/02 11:00	257084.19	255798.7656	255.7987656	63.94969141
4837	7/21/02 12:00	259931.77	258632.1094	258.6321094	64.65802734
4838	7/21/02 13:00	251927.62	250667.9844	250.6679844	62.66699609
4839	7/21/02 14:00	228504.19	227361.6719	227.3616719	56.84041797
4840	7/21/02 15:00	193900.36	192930.8594	192.9308594	48.23271484
4841	7/21/02 16:00	145872.67	145143.3125	145.1433125	36.28582813
4842	7/21/02 17:00	86779.13	86345.24219	86.34524219	21.58631055
4843	7/21/02 18:00	22990.59	22875.63867	22.87563867	5.718909668

4844	7/21/02 19:00	169.6595	168.811203	0.168811203	0.04220280075
4845	7/21/02 20:00		0	0	0
4846	7/21/02 21:00		0	0	0
4847	7/21/02 22:00		0	0	0
4848	7/21/02 23:00		0	0	0
4849	7/22/02 0:00		0	0	0
4850	7/22/02 1:00		0	0	0
4851	7/22/02 2:00		0	0	0
4852	7/22/02 3:00		0	0	0
4853	7/22/02 4:00		0	0	0
4854	7/22/02 5:00	6426.2153	6394.084473	6.394084473	1.598521118
4855	7/22/02 6:00	43905.594	43686.06641	43.68606641	10.9215166
4856	7/22/02 7:00	101127.02	100621.3906	100.6213906	25.15534766
4857	7/22/02 8:00	154881.38	154106.9688	154.1069688	38.52674219
4858	7/22/02 9:00	199924.92	198925.2969	198.9252969	49.73132422
4859	7/22/02 10:00	238856.61	237662.3281	237.6623281	59.41558203
4860	7/22/02 11:00	259503.53	258206.0156	258.2060156	64.55150391
4861	7/22/02 12:00	265442.75	264115.5313	264.1155313	66.02888281
4862	7/22/02 13:00	254659.53	253386.2344	253.3862344	63.34655859
4863	7/22/02 14:00	232215.39	231054.3125	231.0543125	57.76357813
4864	7/22/02 15:00	193490.22	192522.7656	192.5227656	48.13069141
4865	7/22/02 16:00	144265.55	143544.2188	143.5442188	35.88605469
4866	7/22/02 17:00	86737.586	86303.89844	86.30389844	21.57597461
4867	7/22/02 18:00	26801.36	26667.35156	26.66735156	6.666837891
4868	7/22/02 19:00	139.59995	138.901947	0.138901947	0.03472548676
4869	7/22/02 20:00		0	0	0
4870	7/22/02 21:00		0	0	0
4871	7/22/02 22:00		0	0	0
4872	7/22/02 23:00		0	0	0
4873	7/23/02 0:00		0	0	0
4874	7/23/02 1:00		0	0	0
4875	7/23/02 2:00		0	0	0
4876	7/23/02 3:00		0	0	0
4877	7/23/02 4:00		0	0	0
4878	7/23/02 5:00	6129.493	6098.845703	6.098845703	1.524711426
4879	7/23/02 6:00	44476.242	44253.86328	44.25386328	11.06346582
4880	7/23/02 7:00	99442.94	98945.72656	98.94572656	24.73643164
4881	7/23/02 8:00	155343.05	154566.3281	154.5663281	38.64158203
4882	7/23/02 9:00	202729.4	201715.7656	201.7157656	50.42894141
4883	7/23/02 10:00	237922.98	236733.375	236.733375	59.18334375
4884	7/23/02 11:00	256603.11	255320.0938	255.3200938	63.83002344
4885	7/23/02 12:00	261600.05	260292.0469	260.2920469	65.07301172
4886	7/23/02 13:00	248873.66	247629.2969	247.6292969	61.90732422
4887	7/23/02 14:00	227528.58	226390.9375	226.3909375	56.59773438
4888	7/23/02 15:00	194682.33	193708.9063	193.7089063	48.4272656
4889	7/23/02 16:00	145464.62	144737.3125	144.7373125	36.18432813
4890	7/23/02 17:00	84783.79	84359.875	84.359875	21.08996875
4891	7/23/02 18:00	25716.633	25588.04883	25.58804883	6.397012207
4892	7/23/02 19:00	20.047134	19.94689751	0.01994689751	0.00498672437
4893	7/23/02 20:00		0	0	0
4894	7/23/02 21:00		0	0	0
4895	7/23/02 22:00		0	0	0
4896	7/23/02 23:00		0	0	0
4897	7/24/02 0:00		0	0	0
4898	7/24/02 1:00		0	0	0
4899	7/24/02 2:00		0	0	0
4900	7/24/02 3:00		0	0	0
4901	7/24/02 4:00		0	0	0
4902	7/24/02 5:00	5590.624	5562.670898	5.562670898	1.390667725
4903	7/24/02 6:00	44191.89	43970.93359	43.97093359	10.9927334
4904	7/24/02 7:00	99026.766	98531.63281	98.53163281	24.6329082
4905	7/24/02 8:00	155019.08	154243.9844	154.2439844	38.56099609
4906	7/24/02 9:00	201996.03	200986.0469	200.9860469	50.24651172
4907	7/24/02 10:00	232454.78	231292.5156	231.2925156	57.82312891
4908	7/24/02 11:00	258056.44	256766.1563	256.7661563	64.19153906
4909	7/24/02 12:00	263074.84	261759.4688	261.7594688	65.43986719
4910	7/24/02 13:00	251845.8	250586.5625	250.5865625	62.64664063
4911	7/24/02 14:00	234044.12	232873.8906	232.8738906	58.21847266
4912	7/24/02 15:00	194077.86	193107.4688	193.1074688	48.27686719
4913	7/24/02 16:00	144478.3	143755.9063	143.7559063	35.93897656
4914	7/24/02 17:00	80516.68	80114.09375	80.11409375	20.02852344
4915	7/24/02 18:00	27993.033	27853.06836	27.85306836	6.96326709
4916	7/24/02 19:00	20.124723	20.02409935	0.02002409935	0.00500602483
4917	7/24/02 20:00		0	0	0
4918	7/24/02 21:00		0	0	0
4919	7/24/02 22:00		0	0	0
4920	7/24/02 23:00		0	0	0
4921	7/25/02 0:00		0	0	0
4922	7/25/02 1:00		0	0	0
4923	7/25/02 2:00		0	0	0
4924	7/25/02 3:00		0	0	0
4925	7/25/02 4:00		0	0	0
4926	7/25/02 5:00	5546.197	5518.46582	5.51846582	1.379616455
4927	7/25/02 6:00	43270.395	43054.04297	43.05404297	10.76351074
4928	7/25/02 7:00	99592.72	99094.75781	99.09475781	24.77368945
4929	7/25/02 8:00	154687.05	153913.6094	153.9136094	38.47840234
4930	7/25/02 9:00	201520.55	200512.9375	200.5129375	50.12823438
4931	7/25/02 10:00	238087.44	236897	236.897	59.22425
4932	7/25/02 11:00	260278.94	258977.5469	258.9775469	64.74438672
4933	7/25/02 12:00	264185.03	262864.125	262.864125	65.71603125
4934	7/25/02 13:00	250884.9	249630.4844	249.6304844	62.40762109
4935	7/25/02 14:00	229713.2	228564.6406	228.5646406	57.14116016
4936	7/25/02 15:00	190893.86	189939.3906	189.9393906	47.48484766
4937	7/25/02 16:00	142243.83	141532.6094	141.5326094	35.38315234
4938	7/25/02 17:00	83383.445	82966.52344	82.96652344	20.74163086

4939	7/25/02 18:00	23708.271	23589.73047	23.58973047	5.897432617
4940	7/25/02 19:00	0	0	0	0
4941	7/25/02 20:00	0	0	0	0
4942	7/25/02 21:00	0	0	0	0
4943	7/25/02 22:00	0	0	0	0
4944	7/25/02 23:00	0	0	0	0
4945	7/26/02 0:00	0	0	0	0
4946	7/26/02 1:00	0	0	0	0
4947	7/26/02 2:00	0	0	0	0
4948	7/26/02 3:00	0	0	0	0
4949	7/26/02 4:00	0	0	0	0
4950	7/26/02 5:00	5095.8794	5070.399902	5.070399902	1.267599976
4951	7/26/02 6:00	42131.54	41920.87891	41.92087891	10.48021973
4952	7/26/02 7:00	98798.15	98304.16406	98.30416406	24.57604102
4953	7/26/02 8:00	153229.27	152463.125	152.463125	38.11578125
4954	7/26/02 9:00	201721.62	200713.0156	200.7130156	50.17825391
4955	7/26/02 10:00	235020.28	233845.1875	233.8451875	58.46129688
4956	7/26/02 11:00	258531.98	257239.3281	257.2393281	64.30983203
4957	7/26/02 12:00	262193.7	260882.7344	260.8827344	65.22068359
4958	7/26/02 13:00	248511.56	247269.0156	247.2690156	61.81725391
4959	7/26/02 14:00	226351.53	225219.7813	225.2197813	56.30494531
4960	7/26/02 15:00	190086.48	189136.0469	189.1360469	47.28401172
4961	7/26/02 16:00	139009.94	138314.8906	138.3148906	34.57872266
4962	7/26/02 17:00	80137.91	79737.21875	79.73721875	19.93430469
4963	7/26/02 18:00	23928.133	23808.49219	23.80849219	5.952123047
4964	7/26/02 19:00	18.177694	18.08680725	0.01808680725	0.00452170181
4965	7/26/02 20:00	0	0	0	0
4966	7/26/02 21:00	0	0	0	0
4967	7/26/02 22:00	0	0	0	0
4968	7/26/02 23:00	0	0	0	0
4969	7/27/02 0:00	0	0	0	0
4970	7/27/02 1:00	0	0	0	0
4971	7/27/02 2:00	0	0	0	0
4972	7/27/02 3:00	0	0	0	0
4973	7/27/02 4:00	0	0	0	0
4974	7/27/02 5:00	4355.4824	4333.705078	4.333705078	1.08342627
4975	7/27/02 6:00	39987.176	39787.24219	39.78724219	9.946810547
4976	7/27/02 7:00	91813.89	91354.82031	91.35482031	22.83870508
4977	7/27/02 8:00	147861.94	147122.625	147.122625	36.78065625
4978	7/27/02 9:00	193815.44	192846.3594	192.8463594	48.21158984
4979	7/27/02 10:00	226001.67	224871.6563	224.8716563	56.21791406
4980	7/27/02 11:00	249750.55	248501.7969	248.5017969	62.12544922
4981	7/27/02 12:00	257300.56	256014.0625	256.0140625	64.00351563
4982	7/27/02 13:00	248126.27	246885.6406	246.8856406	61.72141016
4983	7/27/02 14:00	226376.08	225244.2031	225.2442031	56.31105078
4984	7/27/02 15:00	187482.8	186545.3906	186.5453906	46.63634766
4985	7/27/02 16:00	137501.55	136814.0469	136.8140469	34.20351172
4986	7/27/02 17:00	78687.96	78294.51563	78.29451563	19.57362891
4987	7/27/02 18:00	17292.76	17206.29492	17.20629492	4.30157373
4988	7/27/02 19:00	52.819466	52.55537033	0.0525537033	0.01313884258
4989	7/27/02 20:00	0	0	0	0
4990	7/27/02 21:00	0	0	0	0
4991	7/27/02 22:00	0	0	0	0
4992	7/27/02 23:00	0	0	0	0
4993	7/28/02 0:00	0	0	0	0
4994	7/28/02 1:00	0	0	0	0
4995	7/28/02 2:00	0	0	0	0
4996	7/28/02 3:00	0	0	0	0
4997	7/28/02 4:00	0	0	0	0
4998	7/28/02 5:00	4321.975	4300.365234	4.300365234	1.075091309
4999	7/28/02 6:00	39964.773	39764.94922	39.76494922	9.941237305
5000	7/28/02 7:00	94650.23	94176.96875	94.17696875	23.54424219
5001	7/28/02 8:00	150565.25	149812.4219	149.8124219	37.45310547
5002	7/28/02 9:00	196860.77	195876.4531	195.8764531	48.96911328
5003	7/28/02 10:00	227605.16	226467.1406	226.4671406	56.61678516
5004	7/28/02 11:00	249645.56	248397.3281	248.3973281	62.09933203
5005	7/28/02 12:00	260771.72	259467.8594	259.4678594	64.86696484
5006	7/28/02 13:00	249205.81	247959.7813	247.9597813	61.98994531
5007	7/28/02 14:00	226045.69	224915.4688	224.9154688	56.22886719
5008	7/28/02 15:00	193642.48	192674.2656	192.6742656	48.16856641
5009	7/28/02 16:00	137410.45	136723.4063	136.7234063	34.18085156
5010	7/28/02 17:00	80189.94	79788.98438	79.78898438	19.94724609
5011	7/28/02 18:00	19550.457	19452.70508	19.45270508	4.86317627
5012	7/28/02 19:00	52.309494	52.04794693	0.05204794693	0.01301198673
5013	7/28/02 20:00	0	0	0	0
5014	7/28/02 21:00	0	0	0	0
5015	7/28/02 22:00	0	0	0	0
5016	7/28/02 23:00	0	0	0	0
5017	7/29/02 0:00	0	0	0	0
5018	7/29/02 1:00	0	0	0	0
5019	7/29/02 2:00	0	0	0	0
5020	7/29/02 3:00	0	0	0	0
5021	7/29/02 4:00	0	0	0	0
5022	7/29/02 5:00	4288.437	4266.994629	4.266994629	1.066748657
5023	7/29/02 6:00	38888.63	38694.1875	38.6941875	9.673546875
5024	7/29/02 7:00	91099.02	90643.53125	90.64353125	22.66088281
5025	7/29/02 8:00	150418.17	149666.0938	149.6660938	37.41652344
5026	7/29/02 9:00	200602.6	199599.5781	199.5995781	49.89989453
5027	7/29/02 10:00	231630.66	230472.5	230.4725	57.618125
5028	7/29/02 11:00	253933.95	252664.2813	252.6642813	63.16607031
5029	7/29/02 12:00	261075.03	259769.6563	259.7696563	64.94241406
5030	7/29/02 13:00	247941.56	246701.8594	246.7018594	61.67546484
5031	7/29/02 14:00	224656.56	223533.2813	223.5332813	55.88332031
5032	7/29/02 15:00	181924.03	181014.4063	181.0144063	45.25360156
5033	7/29/02 16:00	136153.28	135472.5156	135.4725156	33.86812891

5034	7/29/02 17:00	73767.06	73398.22656	73.39822656	18.34955664
5035	7/29/02 18:00	20242.219	20141.00781	20.14100781	5.035251953
5036	7/29/02 19:00	0	0	0	0
5037	7/29/02 20:00	0	0	0	0
5038	7/29/02 21:00	0	0	0	0
5039	7/29/02 22:00	0	0	0	0
5040	7/29/02 23:00	0	0	0	0
5041	7/30/02 0:00	0	0	0	0
5042	7/30/02 1:00	0	0	0	0
5043	7/30/02 2:00	0	0	0	0
5044	7/30/02 3:00	0	0	0	0
5045	7/30/02 4:00	0	0	0	0
5046	7/30/02 5:00	4087.1328	4066.697021	4.066697021	1.016674255
5047	7/30/02 6:00	37762.54	37573.72656	37.57372656	9.393431641
5048	7/30/02 7:00	92605.95	92142.92188	92.14292188	23.03573047
5049	7/30/02 8:00	147940.19	147200.4844	147.2004844	36.80012109
5050	7/30/02 9:00	198873.55	197879.1875	197.8791875	49.46979688
5051	7/30/02 10:00	213742.4	212673.6875	212.6736875	53.16842188
5052	7/30/02 11:00	253991.12	252721.1719	252.7211719	63.18029297
5053	7/30/02 12:00	256228.89	254947.75	254.94775	63.7369375
5054	7/30/02 13:00	243555.61	242337.8281	242.3378281	60.58445703
5055	7/30/02 14:00	220550.39	219447.6406	219.4476406	54.86191016
5056	7/30/02 15:00	187347.28	186410.5469	186.4105469	46.60263672
5057	7/30/02 16:00	130334.87	129683.1953	129.6831953	32.42079883
5058	7/30/02 17:00	64680.887	64357.48438	64.35748438	16.08937109
5059	7/30/02 18:00	17338.598	17251.9043	17.2519043	4.312976074
5060	7/30/02 19:00	0	0	0	0
5061	7/30/02 20:00	0	0	0	0
5062	7/30/02 21:00	0	0	0	0
5063	7/30/02 22:00	0	0	0	0
5064	7/30/02 23:00	0	0	0	0
5065	7/31/02 0:00	0	0	0	0
5066	7/31/02 1:00	0	0	0	0
5067	7/31/02 2:00	0	0	0	0
5068	7/31/02 3:00	0	0	0	0
5069	7/31/02 4:00	0	0	0	0
5070	7/31/02 5:00	3569.796	3551.946777	3.551946777	0.8879866943
5071	7/31/02 6:00	38605.887	38412.85547	38.41285547	9.603213867
5072	7/31/02 7:00	92677.836	92214.44531	92.21444531	23.05361133
5073	7/31/02 8:00	146318.92	145587.3281	145.5873281	36.39683203
5074	7/31/02 9:00	197673.73	196685.375	196.685375	49.17134375
5075	7/31/02 10:00	233263.95	232097.6406	232.0976406	58.02441016
5076	7/31/02 11:00	253062.39	251797.0781	251.7970781	62.94926953
5077	7/31/02 12:00	257655.44	256367.1719	256.3671719	64.09179297
5078	7/31/02 13:00	247073.27	245837.8906	245.8378906	61.45947266
5079	7/31/02 14:00	217867.22	216777.8906	216.7778906	54.19447266
5080	7/31/02 15:00	191142.98	190187.2813	190.1872813	47.54682031
5081	7/31/02 16:00	136001.31	135321.3125	135.3213125	33.83032813
5082	7/31/02 17:00	74518.89	74146.29688	74.14629688	18.53657422
5083	7/31/02 18:00	16199.899	16118.89941	16.11889941	4.029724854
5084	7/31/02 19:00	0	0	0	0
5085	7/31/02 20:00	0	0	0	0
5086	7/31/02 21:00	0	0	0	0
5087	7/31/02 22:00	0	0	0	0
5088	7/31/02 23:00	0	0	0	0
5089	8/1/08 0:00	0	0	0	0
5090	8/1/08 1:00	0	0	0	0
5091	8/1/08 2:00	0	0	0	0
5092	8/1/08 3:00	0	0	0	0
5093	8/1/08 4:00	0	0	0	0
5094	8/1/08 5:00	3356.7869	3340.00293	3.34000293	0.8350007324
5095	8/1/08 6:00	38159.773	37968.97266	37.96897266	9.492243164
5096	8/1/08 7:00	94203.26	93732.24219	93.73224219	23.43306055
5097	8/1/08 8:00	151422.88	150665.7656	150.6657656	37.66644141
5098	8/1/08 9:00	199632.27	198634.0938	198.6340938	49.65852344
5099	8/1/08 10:00	234704.9	233531.3906	233.5313906	58.38284766
5100	8/1/08 11:00	255841.97	254562.75	254.56275	63.6406875
5101	8/1/08 12:00	258891.81	257597.3594	257.5973594	64.39933984
5102	8/1/08 13:00	249521.1	248273.5	248.2735	62.068375
5103	8/1/08 14:00	225020.61	223895.5156	223.8955156	55.97387891
5104	8/1/08 15:00	191010.7	190055.6406	190.0556406	47.51391016
5105	8/1/08 16:00	138259.95	137568.6406	137.5686406	34.39216016
5106	8/1/08 17:00	77383.07	76996.15625	76.99615625	19.24903906
5107	8/1/08 18:00	15245.136	15168.91016	15.16891016	3.792227539
5108	8/1/08 19:00	0	0	0	0
5109	8/1/08 20:00	0	0	0	0
5110	8/1/08 21:00	0	0	0	0
5111	8/1/08 22:00	0	0	0	0
5112	8/1/08 23:00	0	0	0	0
5113	8/2/08 0:00	0	0	0	0
5114	8/2/08 1:00	0	0	0	0
5115	8/2/08 2:00	0	0	0	0
5116	8/2/08 3:00	0	0	0	0
5117	8/2/08 4:00	0	0	0	0
5118	8/2/08 5:00	3060.6997	3045.39624	3.04539624	0.7613490601
5119	8/2/08 6:00	36772.45	36588.58984	36.58858984	9.147147461
5120	8/2/08 7:00	93332.41	92865.74219	92.86574219	23.21643555
5121	8/2/08 8:00	149500.78	148753.2656	148.7532656	37.18831641
5122	8/2/08 9:00	195557.53	194579.75	194.57975	48.6449375
5123	8/2/08 10:00	233705.9	232537.375	232.537375	58.13434375
5124	8/2/08 11:00	250802.89	249548.875	249.548875	62.38721875
5125	8/2/08 12:00	260174.83	258873.9531	258.8739531	64.71848828
5126	8/2/08 13:00	248586.58	247343.6406	247.3436406	61.83591016
5127	8/2/08 14:00	225373.88	224247	224.247	56.06175
5128	8/2/08 15:00	189472.14	188524.7813	188.5247813	47.13119531

5129	8/2/08 16:00	136808.86	136124.8125	136.1248125	34.03120313
5130	8/2/08 17:00	76631.57	76248.41406	76.24841406	19.06210352
5131	8/2/08 18:00	17278.963	17192.56836	17.19256836	4.29814209
5132	8/2/08 19:00	0	0	0	0
5133	8/2/08 20:00		0	0	0
5134	8/2/08 21:00		0	0	0
5135	8/2/08 22:00		0	0	0
5136	8/2/08 23:00		0	0	0
5137	8/3/08 0:00		0	0	0
5138	8/3/08 1:00		0	0	0
5139	8/3/08 2:00		0	0	0
5140	8/3/08 3:00		0	0	0
5141	8/3/08 4:00		0	0	0
5142	8/3/08 5:00	2634.233	2621.061523	2.621061523	0.6552653809
5143	8/3/08 6:00	38919.74	38725.14063	38.72514063	9.681285156
5144	8/3/08 7:00	93763.586	93294.77344	93.29477344	23.32369336
5145	8/3/08 8:00	150632.1	149878.9219	149.8789219	37.46973047
5146	8/3/08 9:00	198471.1	197478.75	197.47875	49.3696875
5147	8/3/08 10:00	234461.73	233289.4219	233.2894219	58.32235547
5148	8/3/08 11:00	251764.27	250505.4531	250.5054531	62.62636328
5149	8/3/08 12:00	263313.16	261996.5938	261.9965938	65.49914844
5150	8/3/08 13:00	253604.58	252336.5469	252.3365469	63.08413672
5151	8/3/08 14:00	229687.36	228538.9219	228.5389219	57.13473047
5152	8/3/08 15:00	190172.9	189222.0469	189.2220469	47.30551172
5153	8/3/08 16:00	137803.67	137114.6563	137.1146563	34.27866406
5154	8/3/08 17:00	74274.33	73902.96094	73.90296094	18.47574023
5155	8/3/08 18:00	19285.934	19189.50391	19.18950391	4.797375977
5156	8/3/08 19:00	0	0	0	0
5157	8/3/08 20:00		0	0	0
5158	8/3/08 21:00		0	0	0
5159	8/3/08 22:00		0	0	0
5160	8/3/08 23:00		0	0	0
5161	8/4/08 0:00		0	0	0
5162	8/4/08 1:00		0	0	0
5163	8/4/08 2:00		0	0	0
5164	8/4/08 3:00		0	0	0
5165	8/4/08 4:00		0	0	0
5166	8/4/08 5:00	2640.0676	2626.867188	2.626867188	0.6567167969
5167	8/4/08 6:00	36902.93	36718.41406	36.71841406	9.179603516
5168	8/4/08 7:00	91104.85	90649.32031	90.64932031	22.66233008
5169	8/4/08 8:00	147736.42	146997.7344	146.9977344	36.74943359
5170	8/4/08 9:00	200020.58	199020.4688	199.0204688	49.75511719
5171	8/4/08 10:00	236220.8	235039.7031	235.0397031	58.75992578
5172	8/4/08 11:00	256827.38	255543.2344	255.5432344	63.88580859
5173	8/4/08 12:00	262530.4	261217.75	261.21775	65.3044375
5174	8/4/08 13:00	248387.64	247145.7031	247.1457031	61.78642578
5175	8/4/08 14:00	227620.67	226482.5781	226.4825781	56.62064453
5176	8/4/08 15:00	188533.7	187591.0313	187.5910313	46.89775781
5177	8/4/08 16:00	132857.23	132192.9531	132.1929531	33.04823828
5178	8/4/08 17:00	73860.805	73491.5	73.4915	18.372875
5179	8/4/08 18:00	9845.285	9796.058594	9.796058594	2.449014648
5180	8/4/08 19:00		0	0	0
5181	8/4/08 20:00		0	0	0
5182	8/4/08 21:00		0	0	0
5183	8/4/08 22:00		0	0	0
5184	8/4/08 23:00		0	0	0
5185	8/5/08 0:00		0	0	0
5186	8/5/08 1:00		0	0	0
5187	8/5/08 2:00		0	0	0
5188	8/5/08 3:00		0	0	0
5189	8/5/08 4:00		0	0	0
5190	8/5/08 5:00	2136.1409	2125.460205	2.125460205	0.5313650513
5191	8/5/08 6:00	36796.254	36612.27344	36.61227344	9.153068359
5192	8/5/08 7:00	90450.15	89997.89063	89.99789063	22.49947266
5193	8/5/08 8:00	148940.22	148195.5156	148.1955156	37.04887891
5194	8/5/08 9:00	198320.73	197329.125	197.329125	49.33228125
5195	8/5/08 10:00	172977.6	172112.7031	172.1127031	43.02817578
5196	8/5/08 11:00	243413.8	242196.7344	242.1967344	60.54918359
5197	8/5/08 12:00	184547.6	183624.8594	183.6248594	45.90621484
5198	8/5/08 13:00	172744.03	171880.3125	171.8803125	42.97007813
5199	8/5/08 14:00	229192.05	228046.0938	228.0460938	57.01152344
5200	8/5/08 15:00	185011.02	184085.9688	184.0859688	46.02149219
5201	8/5/08 16:00	137433.86	136746.6875	136.7466875	34.18667188
5202	8/5/08 17:00	74963.37	74588.55469	74.58855469	18.64713867
5203	8/5/08 18:00	9048.215	9002.973633	9.002973633	2.250743408
5204	8/5/08 19:00		0	0	0
5205	8/5/08 20:00		0	0	0
5206	8/5/08 21:00		0	0	0
5207	8/5/08 22:00		0	0	0
5208	8/5/08 23:00		0	0	0
5209	8/6/08 0:00		0	0	0
5210	8/6/08 1:00		0	0	0
5211	8/6/08 2:00		0	0	0
5212	8/6/08 3:00		0	0	0
5213	8/6/08 4:00		0	0	0
5214	8/6/08 5:00	58.284176	57.99275208	0.05799275208	0.01449818802
5215	8/6/08 6:00	37172.094	36986.23438	36.98623438	9.246558594
5216	8/6/08 7:00	92264.1	91802.78125	91.80278125	22.95069531
5217	8/6/08 8:00	148970.33	148225.4844	148.2254844	37.05637109
5218	8/6/08 9:00	195935.95	194956.2656	194.9562656	48.73906641
5219	8/6/08 10:00	228672.89	227529.5313	227.5295313	56.88238281
5220	8/6/08 11:00	247172.53	245936.6719	245.9366719	61.48416797
5221	8/6/08 12:00	260049.98	258749.7344	258.7497344	64.68743359
5222	8/6/08 13:00	250562.44	249309.625	249.309625	62.32740625
5223	8/6/08 14:00	196970.53	195985.6719	195.9856719	48.99641797

5224	8/6/08 15:00	45688.02	45459.58203	45.45958203	11.36489551
5225	8/6/08 16:00	128614.69	127971.6094	127.9716094	31.99290234
5226	8/6/08 17:00	73021.32	72656.21094	72.65621094	18.16405273
5227	8/6/08 18:00	17674.041	17585.66992	17.58566992	4.39641748
5228	8/6/08 19:00		0	0	0
5229	8/6/08 20:00		0	0	0
5230	8/6/08 21:00		0	0	0
5231	8/6/08 22:00		0	0	0
5232	8/6/08 23:00		0	0	0
5233	8/7/08 0:00		0	0	0
5234	8/7/08 1:00		0	0	0
5235	8/7/08 2:00		0	0	0
5236	8/7/08 3:00		0	0	0
5237	8/7/08 4:00		0	0	0
5238	8/7/08 5:00	2110.8286	2100.274414	2.100274414	0.5250686035
5239	8/7/08 6:00	34792.137	34618.17578	34.61817578	8.654543945
5240	8/7/08 7:00	90240.39	89789.1875	89.7891875	22.44729688
5241	8/7/08 8:00	148949	148204.2656	148.2042656	37.05106641
5242	8/7/08 9:00	194864.53	193890.2031	193.8902031	48.47255078
5243	8/7/08 10:00	222734.55	221620.875	221.620875	55.40521875
5244	8/7/08 11:00	252292.97	251031.5	251.0315	62.757875
5245	8/7/08 12:00	257606.89	256318.8438	256.3188438	64.07971094
5246	8/7/08 13:00	248191.33	246950.3594	246.9503594	61.73758984
5247	8/7/08 14:00	221763.69	220654.8594	220.6548594	55.16371484
5248	8/7/08 15:00	184856.58	183932.2969	183.9322969	45.98307422
5249	8/7/08 16:00	130394.49	129742.5156	129.7425156	32.43562891
5250	8/7/08 17:00	69505.125	69157.60156	69.15760156	17.28940039
5251	8/7/08 18:00	16236.793	16155.60938	16.15560938	4.038902344
5252	8/7/08 19:00		0	0	0
5253	8/7/08 20:00		0	0	0
5254	8/7/08 21:00		0	0	0
5255	8/7/08 22:00		0	0	0
5256	8/7/08 23:00		0	0	0
5257	8/8/08 0:00		0	0	0
5258	8/8/08 1:00		0	0	0
5259	8/8/08 2:00		0	0	0
5260	8/8/08 3:00		0	0	0
5261	8/8/08 4:00		0	0	0
5262	8/8/08 5:00	1193.3258	1187.359131	1.187359131	0.2968397827
5263	8/8/08 6:00	34019.75	33849.64844	33.84964844	8.462412109
5264	8/8/08 7:00	90915.23	90460.64844	90.46064844	22.61516211
5265	8/8/08 8:00	147936.84	147197.1563	147.1971563	36.79928906
5266	8/8/08 9:00	198315.78	197324.2031	197.3242031	49.33105078
5267	8/8/08 10:00	229046.69	227901.4531	227.9014531	56.97536328
5268	8/8/08 11:00	250941.89	249687.1719	249.6871719	62.42179297
5269	8/8/08 12:00	259183.72	257887.7969	257.8877969	64.47194922
5270	8/8/08 13:00	249097.19	247851.7031	247.8517031	61.96292578
5271	8/8/08 14:00	223918.77	222799.1719	222.7991719	55.69979297
5272	8/8/08 15:00	187994.83	187054.8438	187.0548438	46.76371094
5273	8/8/08 16:00	130510.195	129857.6484	129.8576484	32.46441211
5274	8/8/08 17:00	68909.82	68565.27344	68.56527344	17.14131836
5275	8/8/08 18:00	16083.254	16002.83789	16.00283789	4.000709473
5276	8/8/08 19:00		0	0	0
5277	8/8/08 20:00		0	0	0
5278	8/8/08 21:00		0	0	0
5279	8/8/08 22:00		0	0	0
5280	8/8/08 23:00		0	0	0
5281	8/9/08 0:00		0	0	0
5282	8/9/08 1:00		0	0	0
5283	8/9/08 2:00		0	0	0
5284	8/9/08 3:00		0	0	0
5285	8/9/08 4:00		0	0	0
5286	8/9/08 5:00	724.1424	720.5216675	0.7205216675	0.1801304169
5287	8/9/08 6:00	33518.52	33350.92578	33.35092578	8.337731445
5288	8/9/08 7:00	89748.41	89299.66406	89.29966406	22.32491602
5289	8/9/08 8:00	146813.19	146079.125	146.079125	36.51978125
5290	8/9/08 9:00	193607.28	192639.25	192.63925	48.1598125
5291	8/9/08 10:00	231996.64	230836.6563	230.8366563	57.70916406
5292	8/9/08 11:00	254965.8	253690.9688	253.6909688	63.42274219
5293	8/9/08 12:00	256609.38	255326.3281	255.3263281	63.83158203
5294	8/9/08 13:00	249100.92	247855.4219	247.8554219	61.96385547
5295	8/9/08 14:00	221607.67	220499.625	220.499625	55.12490625
5296	8/9/08 15:00	185294.89	184368.4219	184.3684219	46.09210547
5297	8/9/08 16:00	133927.2	133257.5625	133.2575625	33.31439063
5298	8/9/08 17:00	70366.35	70014.51563	70.01451563	17.50362891
5299	8/9/08 18:00	16010.002	15929.95215	15.92995215	3.982488037
5300	8/9/08 19:00		0	0	0
5301	8/9/08 20:00		0	0	0
5302	8/9/08 21:00		0	0	0
5303	8/9/08 22:00		0	0	0
5304	8/9/08 23:00		0	0	0
5305	8/10/08 0:00		0	0	0
5306	8/10/08 1:00		0	0	0
5307	8/10/08 2:00		0	0	0
5308	8/10/08 3:00		0	0	0
5309	8/10/08 4:00		0	0	0
5310	8/10/08 5:00	1128.9869	1123.342041	1.123342041	0.2808355103
5311	8/10/08 6:00	32780.5	32616.5957	32.6165957	8.154148926
5312	8/10/08 7:00	89376.88	88930	88.93	22.2325
5313	8/10/08 8:00	146532.03	145799.375	145.799375	36.44984375
5314	8/10/08 9:00	195083.8	194108.375	194.108375	48.52709375
5315	8/10/08 10:00	229939.47	228789.7656	228.7897656	57.19744141
5316	8/10/08 11:00	250526.62	249274	249.274	62.3185
5317	8/10/08 12:00	257926.45	256636.8125	256.6368125	64.15920313
5318	8/10/08 13:00	246621.81	245388.7031	245.3887031	61.34717578

5319	8/10/08 14:00	220863.14	219758.8281	219.7588281	54.93970703
5320	8/10/08 15:00	182888.03	181973.5938	181.9735938	45.49339844
5321	8/10/08 16:00	130600.79	129947.7813	129.9477813	32.48694531
5322	8/10/08 17:00	68960.55	68615.74219	68.61574219	17.15393555
5323	8/10/08 18:00	15053.679	14978.41016	14.97841016	3.744602539
5324	8/10/08 19:00		0	0	0
5325	8/10/08 20:00		0	0	0
5326	8/10/08 21:00		0	0	0
5327	8/10/08 22:00		0	0	0
5328	8/10/08 23:00		0	0	0
5329	8/11/08 0:00		0	0	0
5330	8/11/08 1:00		0	0	0
5331	8/11/08 2:00		0	0	0
5332	8/11/08 3:00		0	0	0
5333	8/11/08 4:00		0	0	0
5334	8/11/08 5:00	665.83374	662.5045776	0.6625045776	0.1656261444
5335	8/11/08 6:00	32678.314	32514.92383	32.51492383	8.128730957
5336	8/11/08 7:00	87390.734	86953.78125	86.95378125	21.73844531
5337	8/11/08 8:00	144231.86	143510.7031	143.5107031	35.87767578
5338	8/11/08 9:00	191580.55	190622.6406	190.6226406	47.65566016
5339	8/11/08 10:00	225935.98	224806.2969	224.8062969	56.20157422
5340	8/11/08 11:00	247440.42	246203.2188	246.2032188	61.55080469
5341	8/11/08 12:00	246906.73	245672.2031	245.6722031	61.41805078
5342	8/11/08 13:00	240559.14	239356.3438	239.3563438	59.83908594
5343	8/11/08 14:00	218654.31	217561.0469	217.5610469	54.39026172
5344	8/11/08 15:00	180214.42	179313.3594	179.3133594	44.82833984
5345	8/11/08 16:00	124790.89	124166.9375	124.1669375	31.04173438
5346	8/11/08 17:00	64023.52	63703.40234	63.70340234	15.92585059
5347	8/11/08 18:00	14001.45	13931.44336	13.93144336	3.48286084
5348	8/11/08 19:00		0	0	0
5349	8/11/08 20:00		0	0	0
5350	8/11/08 21:00		0	0	0
5351	8/11/08 22:00		0	0	0
5352	8/11/08 23:00		0	0	0
5353	8/12/08 0:00		0	0	0
5354	8/12/08 1:00		0	0	0
5355	8/12/08 2:00		0	0	0
5356	8/12/08 3:00		0	0	0
5357	8/12/08 4:00		0	0	0
5358	8/12/08 5:00	453.92715	451.6575317	0.4516575317	0.1129143829
5359	8/12/08 6:00	30518.854	30366.25977	30.36625977	7.591564941
5360	8/12/08 7:00	86104.66	85674.13281	85.67413281	21.4185332
5361	8/12/08 8:00	142266.1	141554.7656	141.5547656	35.38869141
5362	8/12/08 9:00	187224.95	186288.8281	186.2888281	46.57220703
5363	8/12/08 10:00	227223.86	226087.75	226.08775	56.5219375
5364	8/12/08 11:00	242858.83	241644.5313	241.6445313	60.41113281
5365	8/12/08 12:00	253862.4	252593.0938	252.5930938	63.14827344
5366	8/12/08 13:00	243075.58	241860.2031	241.8602031	60.46505078
5367	8/12/08 14:00	217941.22	216851.5156	216.8515156	54.21287891
5368	8/12/08 15:00	176634.83	175751.6563	175.7516563	43.93791406
5369	8/12/08 16:00	127028.836	126393.6953	126.3936953	31.59842383
5370	8/12/08 17:00	65282.52	64956.10938	64.95610938	16.23902734
5371	8/12/08 18:00	13666.677	13598.34277	13.59834277	3.399585693
5372	8/12/08 19:00		0	0	0
5373	8/12/08 20:00		0	0	0
5374	8/12/08 21:00		0	0	0
5375	8/12/08 22:00		0	0	0
5376	8/12/08 23:00		0	0	0
5377	8/13/08 0:00		0	0	0
5378	8/13/08 1:00		0	0	0
5379	8/13/08 2:00		0	0	0
5380	8/13/08 3:00		0	0	0
5381	8/13/08 4:00		0	0	0
5382	8/13/08 5:00	309.6353	308.0871277	0.3080871277	0.07702178192
5383	8/13/08 6:00	30250.94	30099.68555	30.09968555	7.524921387
5384	8/13/08 7:00	84595.01	84172.03125	84.17203125	21.04300781
5385	8/13/08 8:00	140413.95	139711.875	139.711875	34.92796875
5386	8/13/08 9:00	187328.7	186392.0625	186.3920625	46.59801563
5387	8/13/08 10:00	220749.66	219645.9063	219.6459063	54.91147656
5388	8/13/08 11:00	242017.1	240807	240.807	60.20175
5389	8/13/08 12:00	249960.22	248710.4219	248.7104219	62.17760547
5390	8/13/08 13:00	238609.77	237416.7188	237.4167188	59.35417969
5391	8/13/08 14:00	209245.27	208199.0313	208.1990313	52.04975781
5392	8/13/08 15:00	172033.05	171172.875	171.172875	42.79321875
5393	8/13/08 16:00	116987.8	116402.8594	116.4028594	29.10071484
5394	8/13/08 17:00	62288.55	61977.10547	61.97710547	15.49427637
5395	8/13/08 18:00	12816.263	12752.18066	12.75218066	3.188045166
5396	8/13/08 19:00		0	0	0
5397	8/13/08 20:00		0	0	0
5398	8/13/08 21:00		0	0	0
5399	8/13/08 22:00		0	0	0
5400	8/13/08 23:00		0	0	0
5401	8/14/08 0:00		0	0	0
5402	8/14/08 1:00		0	0	0
5403	8/14/08 2:00		0	0	0
5404	8/14/08 3:00		0	0	0
5405	8/14/08 4:00		0	0	0
5406	8/14/08 5:00	120.289894	119.688446	0.119688446	0.02992211151
5407	8/14/08 6:00	29686.385	29537.95313	29.53795313	7.384488281
5408	8/14/08 7:00	82554.32	82141.54688	82.14154688	20.53538672
5409	8/14/08 8:00	140238.67	139537.4844	139.5374844	34.88437109
5410	8/14/08 9:00	184594.81	183671.8438	183.6718438	45.91796094
5411	8/14/08 10:00	216824.58	215740.4531	215.7404531	53.93511328
5412	8/14/08 11:00	241682.84	240474.4375	240.4744375	60.11860938
5413	8/14/08 12:00	250252.25	249000.9844	249.0009844	62.25024609

5414	8/14/08 13:00	243294.27	242077.7969	242.0777969	60.51944922
5415	8/14/08 14:00	216620.89	215537.7969	215.5377969	53.88444922
5416	8/14/08 15:00	176107.33	175226.7813	175.2267813	43.80669531
5417	8/14/08 16:00	121361.555	120754.75	120.75475	30.1886875
5418	8/14/08 17:00	12771.654	12707.7959	12.7077959	3.176948975
5419	8/14/08 18:00	797.13934	793.1536255	0.7931536255	0.1982884064
5420	8/14/08 19:00		0	0	0
5421	8/14/08 20:00		0	0	0
5422	8/14/08 21:00		0	0	0
5423	8/14/08 22:00		0	0	0
5424	8/14/08 23:00		0	0	0
5425	8/15/08 0:00		0	0	0
5426	8/15/08 1:00		0	0	0
5427	8/15/08 2:00		0	0	0
5428	8/15/08 3:00		0	0	0
5429	8/15/08 4:00		0	0	0
5430	8/15/08 5:00	119.96081	119.3610077	0.1193610077	0.02984025192
5431	8/15/08 6:00	29609.354	29461.30664	29.46130664	7.36532666
5432	8/15/08 7:00	85602.586	85174.57031	85.17457031	21.29364258
5433	8/15/08 8:00	138399.5	137707.5	137.7075	34.426875
5434	8/15/08 9:00	176661.39	175778.0781	175.7780781	43.94451953
5435	8/15/08 10:00	222018.58	220908.4844	220.9084844	55.22712109
5436	8/15/08 11:00	245316.3	244089.7188	244.0897188	61.02242969
5437	8/15/08 12:00	252018.02	250757.9219	250.7579219	62.68948047
5438	8/15/08 13:00	227346.08	226209.3438	226.2093438	56.55233594
5439	8/15/08 14:00	207389.02	206352.0625	206.3520625	51.58801563
5440	8/15/08 15:00	171148.08	170292.3438	170.2923438	42.57308594
5441	8/15/08 16:00	99910.336	99410.78125	99.41078125	24.85269531
5442	8/15/08 17:00	54312.08	54040.51563	54.04051563	13.51012891
5443	8/15/08 18:00	7729.1685	7690.522461	7.690522461	1.922630615
5444	8/15/08 19:00		0	0	0
5445	8/15/08 20:00		0	0	0
5446	8/15/08 21:00		0	0	0
5447	8/15/08 22:00		0	0	0
5448	8/15/08 23:00		0	0	0
5449	8/16/08 0:00		0	0	0
5450	8/16/08 1:00		0	0	0
5451	8/16/08 2:00		0	0	0
5452	8/16/08 3:00		0	0	0
5453	8/16/08 4:00		0	0	0
5454	8/16/08 5:00	0	0	0	0
5455	8/16/08 6:00	26518.145	26385.55273	26.38555273	6.596388184
5456	8/16/08 7:00	84340.27	83918.57031	83.91857031	20.97964258
5457	8/16/08 8:00	140530.89	139828.2344	139.8282344	34.95705859
5458	8/16/08 9:00	190298.6	189347.0938	189.3470938	47.33677344
5459	8/16/08 10:00	225313.28	224186.7031	224.1867031	56.04667578
5460	8/16/08 11:00	250347.05	249095.3125	249.0953125	62.27382813
5461	8/16/08 12:00	250342.27	249090.5469	249.0905469	62.27263672
5462	8/16/08 13:00	245480.52	244253.125	244.253125	61.06328125
5463	8/16/08 14:00	220232.83	219131.6719	219.1316719	54.78291797
5464	8/16/08 15:00	175244.61	174368.3906	174.3683906	43.59209766
5465	8/16/08 16:00	122690.195	122076.75	122.07675	30.5191875
5466	8/16/08 17:00	62057.406	61747.12109	61.74712109	15.43678027
5467	8/16/08 18:00	7943.4756	7903.758301	7.903758301	1.975939575
5468	8/16/08 19:00		0	0	0
5469	8/16/08 20:00		0	0	0
5470	8/16/08 21:00		0	0	0
5471	8/16/08 22:00		0	0	0
5472	8/16/08 23:00		0	0	0
5473	8/17/08 0:00		0	0	0
5474	8/17/08 1:00		0	0	0
5475	8/17/08 2:00		0	0	0
5476	8/17/08 3:00		0	0	0
5477	8/17/08 4:00		0	0	0
5478	8/17/08 5:00	57.881363	57.59195328	0.05759195328	0.01439798832
5479	8/17/08 6:00	30360.088	30208.28711	30.20828711	7.552071777
5480	8/17/08 7:00	82981.78	82566.875	82.566875	20.64171875
5481	8/17/08 8:00	139482.4	138785	138.785	34.69625
5482	8/17/08 9:00	189488.66	188541.2188	188.5412188	47.13530469
5483	8/17/08 10:00	227743.4	226604.6875	226.6046875	56.65117188
5484	8/17/08 11:00	251298.03	250041.5469	250.0415469	62.51038672
5485	8/17/08 12:00	253399.55	252132.5469	252.1325469	63.03313672
5486	8/17/08 13:00	242723.4	241509.7969	241.5097969	60.37744922
5487	8/17/08 14:00	220535.89	219433.2188	219.4332188	54.85830469
5488	8/17/08 15:00	179053.31	178158.0469	178.1580469	44.53951172
5489	8/17/08 16:00	123190.305	122574.3516	122.5743516	30.64358789
5490	8/17/08 17:00	59142.617	58846.90234	58.84690234	14.71172559
5491	8/17/08 18:00	7093.9824	7058.512207	7.058512207	1.764628052
5492	8/17/08 19:00		0	0	0
5493	8/17/08 20:00		0	0	0
5494	8/17/08 21:00		0	0	0
5495	8/17/08 22:00		0	0	0
5496	8/17/08 23:00		0	0	0
5497	8/18/08 0:00		0	0	0
5498	8/18/08 1:00		0	0	0
5499	8/18/08 2:00		0	0	0
5500	8/18/08 3:00		0	0	0
5501	8/18/08 4:00		0	0	0
5502	8/18/08 5:00	57.309517	57.02297211	0.05702297211	0.01425574303
5503	8/18/08 6:00	29813.072	29664.00781	29.66400781	7.416001953
5504	8/18/08 7:00	83782.14	83363.23438	83.36323438	20.84080859
5505	8/18/08 8:00	141330.84	140624.1875	140.6241875	35.15604688
5506	8/18/08 9:00	190608.86	189655.8125	189.6558125	47.41395313
5507	8/18/08 10:00	228340.86	227199.1563	227.1991563	56.79978906
5508	8/18/08 11:00	250305.11	249053.5781	249.0535781	62.26339453

5509	8/18/08 12:00	244722.16	243498.5469	243.4985469	60.87463672
5510	8/18/08 13:00	242084.8	240874.375	240.874375	60.21859375
5511	8/18/08 14:00	216281.33	215199.9219	215.1999219	53.79998047
5512	8/18/08 15:00	179566.88	178669.0469	178.6690469	44.66726172
5513	8/18/08 16:00	121285.6	120679.1797	120.6791797	30.16979492
5514	8/18/08 17:00	60477.758	60175.36719	60.17536719	15.0438418
5515	8/18/08 18:00	6660.85	6627.545898	6.627545898	1.656886475
5516	8/18/08 19:00		0	0	0
5517	8/18/08 20:00		0	0	0
5518	8/18/08 21:00		0	0	0
5519	8/18/08 22:00		0	0	0
5520	8/18/08 23:00		0	0	0
5521	8/19/08 0:00		0	0	0
5522	8/19/08 1:00		0	0	0
5523	8/19/08 2:00		0	0	0
5524	8/19/08 3:00		0	0	0
5525	8/19/08 4:00		0	0	0
5526	8/19/08 5:00	0	0	0	0
5527	8/19/08 6:00	5619.234	5591.137695	5.591137695	1.397784424
5528	8/19/08 7:00	69357.73	69010.9375	69.0109375	17.25273438
5529	8/19/08 8:00	33456.773	33289.48828	33.28948828	8.32237207
5530	8/19/08 9:00	191386.33	190429.3906	190.4293906	47.60734766
5531	8/19/08 10:00	225248.08	224121.8281	224.1218281	56.03045703
5532	8/19/08 11:00	234243.28	233072.0625	233.0720625	58.26801563
5533	8/19/08 12:00	258061.28	256770.9688	256.7709688	64.19274219
5534	8/19/08 13:00	245391.36	244164.4063	244.1644063	61.04110156
5535	8/19/08 14:00	208786.4	207742.4688	207.7424688	51.93561719
5536	8/19/08 15:00	175532.34	174654.6875	174.6546875	43.66367188
5537	8/19/08 16:00	111526.01	110968.3828	110.9683828	27.7420957
5538	8/19/08 17:00	58991.016	58696.0625	58.6960625	14.67401563
5539	8/19/08 18:00	6050.167	6019.916016	6.019916016	1.504979004
5540	8/19/08 19:00		0	0	0
5541	8/19/08 20:00		0	0	0
5542	8/19/08 21:00		0	0	0
5543	8/19/08 22:00		0	0	0
5544	8/19/08 23:00		0	0	0
5545	8/20/08 0:00		0	0	0
5546	8/20/08 1:00		0	0	0
5547	8/20/08 2:00		0	0	0
5548	8/20/08 3:00		0	0	0
5549	8/20/08 4:00		0	0	0
5550	8/20/08 5:00	0	0	0	0
5551	8/20/08 6:00	27135.62	26999.94141	26.99994141	6.749985352
5552	8/20/08 7:00	82851.51	82437.25	82.43725	20.6093125
5553	8/20/08 8:00	140208.97	139507.9219	139.5079219	34.87698047
5554	8/20/08 9:00	188489.62	187547.1719	187.5471719	46.88679297
5555	8/20/08 10:00	227455.97	226318.6875	226.3186875	56.57967188
5556	8/20/08 11:00	244744.38	243520.6563	243.5206563	60.88016406
5557	8/20/08 12:00	251809.84	250550.7813	250.5507813	62.63769531
5558	8/20/08 13:00	242013.47	240803.4063	240.8034063	60.20085156
5559	8/20/08 14:00	216238.05	215156.8594	215.1568594	53.78921484
5560	8/20/08 15:00	174495.81	173623.3438	173.6233438	43.40583594
5561	8/20/08 16:00	122139.57	121528.875	121.528875	30.38221875
5562	8/20/08 17:00	56588.453	56305.50781	56.30550781	14.07637695
5563	8/20/08 18:00	5171.464	5145.606445	5.145606445	1.286401611
5564	8/20/08 19:00		0	0	0
5565	8/20/08 20:00		0	0	0
5566	8/20/08 21:00		0	0	0
5567	8/20/08 22:00		0	0	0
5568	8/20/08 23:00		0	0	0
5569	8/21/08 0:00		0	0	0
5570	8/21/08 1:00		0	0	0
5571	8/21/08 2:00		0	0	0
5572	8/21/08 3:00		0	0	0
5573	8/21/08 4:00		0	0	0
5574	8/21/08 5:00	130.93109	130.2764435	0.1302764435	0.03256911087
5575	8/21/08 6:00	25913.723	25784.15234	25.78415234	6.446038086
5576	8/21/08 7:00	79928.07	79528.42969	79.52842969	19.88210742
5577	8/21/08 8:00	138794.66	138100.6875	138.1006875	34.52517188
5578	8/21/08 9:00	187339.84	186403.1406	186.4031406	46.60078516
5579	8/21/08 10:00	222029.14	220919	220.919	55.22975
5580	8/21/08 11:00	244494.34	243271.875	243.271875	60.81796875
5581	8/21/08 12:00	248793.47	247549.5	247.5495	61.887375
5582	8/21/08 13:00	237995.56	236805.5781	236.8055781	59.20139453
5583	8/21/08 14:00	211924.84	210865.2188	210.8652188	52.71630469
5584	8/21/08 15:00	173762.4	172893.5938	172.8935938	43.22339844
5585	8/21/08 16:00	119906.87	119307.3359	119.3073359	29.82683398
5586	8/21/08 17:00	57662.215	57373.90234	57.37390234	14.34347559
5587	8/21/08 18:00	4560.85	4538.045898	4.538045898	1.134511475
5588	8/21/08 19:00		0	0	0
5589	8/21/08 20:00		0	0	0
5590	8/21/08 21:00		0	0	0
5591	8/21/08 22:00		0	0	0
5592	8/21/08 23:00		0	0	0
5593	8/22/08 0:00		0	0	0
5594	8/22/08 1:00		0	0	0
5595	8/22/08 2:00		0	0	0
5596	8/22/08 3:00		0	0	0
5597	8/22/08 4:00		0	0	0
5598	8/22/08 5:00	130.18538	129.5344543	0.1295344543	0.03238361359
5599	8/22/08 6:00	25389.957	25263.00586	25.26300586	6.315751465
5600	8/22/08 7:00	79237.18	78840.99219	78.84099219	19.71024805
5601	8/22/08 8:00	139262.19	138565.875	138.565875	34.64146875
5602	8/22/08 9:00	185612.33	184684.2656	184.6842656	46.17106641
5603	8/22/08 10:00	218970.28	217875.4219	217.8754219	54.46885547

5604	8/22/08 11:00	238102.62	236912.125	236.912125	59.22803125
5605	8/22/08 12:00	246561.48	245328.6719	245.3286719	61.33216797
5606	8/22/08 13:00	234580.2	233407.2969	233.4072969	58.35182422
5607	8/22/08 14:00	208964.67	207919.8438	207.9198438	51.97996094
5608	8/22/08 15:00	170248.84	169397.5938	169.3975938	42.34939844
5609	8/22/08 16:00	116539.336	115956.6406	115.9566406	28.98916016
5610	8/22/08 17:00	54743.008	54469.29297	54.46929297	13.61732324
5611	8/22/08 18:00	3903.6394	3884.121094	3.884121094	0.9710302734
5612	8/22/08 19:00		0	0	0
5613	8/22/08 20:00		0	0	0
5614	8/22/08 21:00		0	0	0
5615	8/22/08 22:00		0	0	0
5616	8/22/08 23:00		0	0	0
5617	8/23/08 0:00		0	0	0
5618	8/23/08 1:00		0	0	0
5619	8/23/08 2:00		0	0	0
5620	8/23/08 3:00		0	0	0
5621	8/23/08 4:00		0	0	0
5622	8/23/08 5:00	163.97272	163.1528473	0.1631528473	0.04078821182
5623	8/23/08 6:00	25576.516	25448.63281	25.44863281	6.362158203
5624	8/23/08 7:00	79843.11	79443.89063	79.44389063	19.86097266
5625	8/23/08 8:00	137893.83	137204.3594	137.2043594	34.30108984
5626	8/23/08 9:00	186953.52	186018.7344	186.0187344	46.50468359
5627	8/23/08 10:00	219033.56	217938.4063	217.9384063	54.48460156
5628	8/23/08 11:00	242763.52	241549.7031	241.5497031	60.38742578
5629	8/23/08 12:00	249430.89	248183.7344	248.1837344	62.04593359
5630	8/23/08 13:00	232456.31	231294.0313	231.2940313	57.82350781
5631	8/23/08 14:00	208496.45	207453.9688	207.4539688	51.86349219
5632	8/23/08 15:00	167814.52	166975.4375	166.9754375	41.74385938
5633	8/23/08 16:00	116892.59	116308.1328	116.3081328	29.0770332
5634	8/23/08 17:00	49990.63	49740.67578	49.74067578	12.43516895
5635	8/23/08 18:00	3359.7979	3342.998779	3.342998779	0.8357496948
5636	8/23/08 19:00		0	0	0
5637	8/23/08 20:00		0	0	0
5638	8/23/08 21:00		0	0	0
5639	8/23/08 22:00		0	0	0
5640	8/23/08 23:00		0	0	0
5641	8/24/08 0:00		0	0	0
5642	8/24/08 1:00		0	0	0
5643	8/24/08 2:00		0	0	0
5644	8/24/08 3:00		0	0	0
5645	8/24/08 4:00		0	0	0
5646	8/24/08 5:00	165.14865	164.3229065	0.1643229065	0.04108072662
5647	8/24/08 6:00	26749.895	26616.14453	26.61614453	6.654036133
5648	8/24/08 7:00	79769.29	79370.44531	79.37044531	19.84261133
5649	8/24/08 8:00	138250.1	137558.8438	137.5588438	34.38971094
5650	8/24/08 9:00	186033.97	185103.7969	185.1037969	46.27594922
5651	8/24/08 10:00	222621.33	221508.2188	221.5082188	55.37705469
5652	8/24/08 11:00	236283.08	235101.6563	235.1016563	58.77541406
5653	8/24/08 12:00	246526.16	245293.5313	245.2935313	61.32338281
5654	8/24/08 13:00	237275.58	236089.1875	236.0891875	59.02229688
5655	8/24/08 14:00	211346.48	210289.75	210.28975	52.5724375
5656	8/24/08 15:00	164572.02	163749.1563	163.7491563	40.93728906
5657	8/24/08 16:00	115335.914	114759.2344	114.7592344	28.68980859
5658	8/24/08 17:00	52970.363	52705.51172	52.70551172	13.17637793
5659	8/24/08 18:00	3318.164	3301.573242	3.301573242	0.8253933105
5660	8/24/08 19:00		0	0	0
5661	8/24/08 20:00		0	0	0
5662	8/24/08 21:00		0	0	0
5663	8/24/08 22:00		0	0	0
5664	8/24/08 23:00		0	0	0
5665	8/25/08 0:00		0	0	0
5666	8/25/08 1:00		0	0	0
5667	8/25/08 2:00		0	0	0
5668	8/25/08 3:00		0	0	0
5669	8/25/08 4:00		0	0	0
5670	8/25/08 5:00	166.83984	166.0056458	0.1660056458	0.04150141144
5671	8/25/08 6:00	23971.191	23851.33594	23.85133594	5.962833984
5672	8/25/08 7:00	77514.086	77126.51563	77.12651563	19.28162891
5673	8/25/08 8:00	134006.88	133336.8438	133.3368438	33.33421094
5674	8/25/08 9:00	183754.94	182836.1563	182.8361563	45.70903906
5675	8/25/08 10:00	221780.05	220671.1406	220.6711406	55.16778516
5676	8/25/08 11:00	239551.53	238353.7813	238.3537813	59.58844531
5677	8/25/08 12:00	240974.38	239769.5	239.7695	59.942375
5678	8/25/08 13:00	234873.95	233699.5781	233.6995781	58.42489453
5679	8/25/08 14:00	208232.7	207191.5313	207.1915313	51.79788281
5680	8/25/08 15:00	168576.8	167733.9219	167.7339219	41.93348047
5681	8/25/08 16:00	115829.38	115250.2422	115.2502422	28.81256055
5682	8/25/08 17:00	51300.824	51044.32031	51.04432031	12.76108008
5683	8/25/08 18:00	2866.2126	2851.881592	2.851881592	0.7129703979
5684	8/25/08 19:00		0	0	0
5685	8/25/08 20:00		0	0	0
5686	8/25/08 21:00		0	0	0
5687	8/25/08 22:00		0	0	0
5688	8/25/08 23:00		0	0	0
5689	8/26/08 0:00		0	0	0
5690	8/26/08 1:00		0	0	0
5691	8/26/08 2:00		0	0	0
5692	8/26/08 3:00		0	0	0
5693	8/26/08 4:00		0	0	0
5694	8/26/08 5:00	38.324608	38.13298416	0.03813298416	0.00953324604
5695	8/26/08 6:00	23778.504	23659.61133	23.65961133	5.914902832
5696	8/26/08 7:00	78824.74	78430.61719	78.43061719	19.6076543
5697	8/26/08 8:00	136999.02	136314.0156	136.3140156	34.07850391
5698	8/26/08 9:00	187158.33	186222.5313	186.2225313	46.55663281

5699	8/26/08 10:00	219110.56	218015	218.015	54.50375
5700	8/26/08 11:00	237473.98	236286.625	236.286625	59.07165625
5701	8/26/08 12:00	248488.44	247246	247.246	61.8115
5702	8/26/08 13:00	232359.83	231198.0313	231.1980313	57.79950781
5703	8/26/08 14:00	205481.64	204454.2344	204.4542344	51.11355859
5704	8/26/08 15:00	164720.2	163896.6094	163.8966094	40.97415234
5705	8/26/08 16:00	113419.336	112852.2344	112.8522344	28.21305859
5706	8/26/08 17:00	51332.01	51075.35156	51.07535156	12.76883789
5707	8/26/08 18:00	2805.9292	2791.899414	2.791899414	0.6979748535
5708	8/26/08 19:00		0	0	0
5709	8/26/08 20:00		0	0	0
5710	8/26/08 21:00		0	0	0
5711	8/26/08 22:00		0	0	0
5712	8/26/08 23:00		0	0	0
5713	8/27/08 0:00		0	0	0
5714	8/27/08 1:00		0	0	0
5715	8/27/08 2:00		0	0	0
5716	8/27/08 3:00		0	0	0
5717	8/27/08 4:00		0	0	0
5718	8/27/08 5:00	38.382244	38.19033432	0.03819033432	0.00954758358
5719	8/27/08 6:00	22973.658	22858.78906	22.85878906	5.714697266
5720	8/27/08 7:00	77398.54	77011.54688	77.01154688	19.25288672
5721	8/27/08 8:00	134534.11	133861.4375	133.8614375	33.46535938
5722	8/27/08 9:00	180969.48	180064.625	180.064625	45.01615625
5723	8/27/08 10:00	212360.48	211298.6875	211.2986875	52.82467188
5724	8/27/08 11:00	233912.92	232743.3594	232.7433594	58.18583984
5725	8/27/08 12:00	232981.47	231816.5625	231.8165625	57.95414063
5726	8/27/08 13:00	222434.34	221322.1719	221.3221719	55.33054297
5727	8/27/08 14:00	202288.1	201276.6563	201.2766563	50.31916406
5728	8/27/08 15:00	158132.8	157342.1406	157.3421406	39.33553516
5729	8/27/08 16:00	106220.49	105689.3906	105.6893906	26.42234766
5730	8/27/08 17:00	48964.31	48719.48828	48.71948828	12.17987207
5731	8/27/08 18:00	2326.7993	2315.165283	2.315165283	0.5787913208
5732	8/27/08 19:00		0	0	0
5733	8/27/08 20:00		0	0	0
5734	8/27/08 21:00		0	0	0
5735	8/27/08 22:00		0	0	0
5736	8/27/08 23:00		0	0	0
5737	8/28/08 0:00		0	0	0
5738	8/28/08 1:00		0	0	0
5739	8/28/08 2:00		0	0	0
5740	8/28/08 3:00		0	0	0
5741	8/28/08 4:00		0	0	0
5742	8/28/08 5:00	0	0	0	0
5743	8/28/08 6:00	21725.803	21617.17188	21.61717188	5.404292969
5744	8/28/08 7:00	75750.2	75371.45313	75.37145313	18.84286328
5745	8/28/08 8:00	130442.23	129790.0156	129.7900156	32.44750391
5746	8/28/08 9:00	180348.19	179446.4375	179.4464375	44.86160938
5747	8/28/08 10:00	207655.77	206617.4844	206.6174844	51.65437109
5748	8/28/08 11:00	230616.39	229463.2969	229.4632969	57.36582422
5749	8/28/08 12:00	231692.75	230534.2813	230.5342813	57.63357031
5750	8/28/08 13:00	222271.08	221159.7188	221.1597188	55.28992969
5751	8/28/08 14:00	199157.12	198161.3438	198.1613438	49.54033594
5752	8/28/08 15:00	156942.64	156157.9375	156.1579375	39.03948438
5753	8/28/08 16:00	102504.78	101992.2578	101.9922578	25.49806445
5754	8/28/08 17:00	46356.64	46124.85547	46.12485547	11.53121387
5755	8/28/08 18:00	1228.7614	1222.617554	1.222617554	0.3056543884
5756	8/28/08 19:00		0	0	0
5757	8/28/08 20:00		0	0	0
5758	8/28/08 21:00		0	0	0
5759	8/28/08 22:00		0	0	0
5760	8/28/08 23:00		0	0	0
5761	8/29/08 0:00		0	0	0
5762	8/29/08 1:00		0	0	0
5763	8/29/08 2:00		0	0	0
5764	8/29/08 3:00		0	0	0
5765	8/29/08 4:00		0	0	0
5766	8/29/08 5:00	74.30101	73.92950439	0.07392950439	0.0184823761
5767	8/29/08 6:00	21392.988	21286.02344	21.28602344	5.321505859
5768	8/29/08 7:00	75836.234	75457.04688	75.45704688	18.86426172
5769	8/29/08 8:00	132445.19	131782.9531	131.7829531	32.94573828
5770	8/29/08 9:00	175919.5	175039.9063	175.0399063	43.75997656
5771	8/29/08 10:00	207022.92	205987.8125	205.9878125	51.49695313
5772	8/29/08 11:00	235139.97	233964.2813	233.9642813	58.49107031
5773	8/29/08 12:00	233950.48	232780.7344	232.7807344	58.19518359
5774	8/29/08 13:00	217334.06	216247.3906	216.2473906	54.06184766
5775	8/29/08 14:00	193245.48	192279.2656	192.2792656	48.06981641
5776	8/29/08 15:00	160538.73	159736.0469	159.7360469	39.93401172
5777	8/29/08 16:00	106457.5	105925.2109	105.9252109	26.48130273
5778	8/29/08 17:00	46913.06	46678.49609	46.67849609	11.66962402
5779	8/29/08 18:00	817.8239	813.7348022	0.8137348022	0.2034337006
5780	8/29/08 19:00		0	0	0
5781	8/29/08 20:00		0	0	0
5782	8/29/08 21:00		0	0	0
5783	8/29/08 22:00		0	0	0
5784	8/29/08 23:00		0	0	0
5785	8/30/08 0:00		0	0	0
5786	8/30/08 1:00		0	0	0
5787	8/30/08 2:00		0	0	0
5788	8/30/08 3:00		0	0	0
5789	8/30/08 4:00		0	0	0
5790	8/30/08 5:00	74.38966	74.01771545	0.07401771545	0.01850442886
5791	8/30/08 6:00	21397.03	21290.04492	21.29004492	5.32251123
5792	8/30/08 7:00	75777.164	75398.27344	75.39827344	18.84956836
5793	8/30/08 8:00	130209.51	129558.4609	129.5584609	32.38961523

5794	8/30/08 9:00	181400.9	180493.9063	180.4939063	45.12347656
5795	8/30/08 10:00	214426.84	213354.7188	213.3547188	53.33867969
5796	8/30/08 11:00	234738.42	233564.7344	233.5647344	58.39118359
5797	8/30/08 12:00	234041.47	232871.25	232.87125	58.2178125
5798	8/30/08 13:00	222866.73	221752.4063	221.7524063	55.43810156
5799	8/30/08 14:00	200709.03	199705.4844	199.7054844	49.92637109
5800	8/30/08 15:00	159966.11	159166.2813	159.1662813	39.79157031
5801	8/30/08 16:00	108097.79	107557.3047	107.5573047	26.88932617
5802	8/30/08 17:00	45736.02	45507.33594	45.50733594	11.37683398
5803	8/30/08 18:00	319.97507	318.3752136	0.3183752136	0.07959380341
5804	8/30/08 19:00		0	0	0
5805	8/30/08 20:00		0	0	0
5806	8/30/08 21:00		0	0	0
5807	8/30/08 22:00		0	0	0
5808	8/30/08 23:00		0	0	0
5809	8/31/08 0:00		0	0	0
5810	8/31/08 1:00		0	0	0
5811	8/31/08 2:00		0	0	0
5812	8/31/08 3:00		0	0	0
5813	8/31/08 4:00		0	0	0
5814	8/31/08 5:00	0	0	0	0
5815	8/31/08 6:00	20839.035	20734.83984	20.73483984	5.183709961
5816	8/31/08 7:00	75327.234	74950.60156	74.95060156	18.73765039
5817	8/31/08 8:00	132797.72	132133.7188	132.1337188	33.03342969
5818	8/31/08 9:00	184336.39	183414.7031	183.4147031	45.85367578
5819	8/31/08 10:00	215537.61	214459.9219	214.4599219	53.61498047
5820	8/31/08 11:00	237163.58	235977.7656	235.9777656	58.99444141
5821	8/31/08 12:00	241903.61	240694.0938	240.6940938	60.17352344
5822	8/31/08 13:00	227659.39	226521.0938	226.5210938	56.63027344
5823	8/31/08 14:00	204769.55	203745.7031	203.7457031	50.93642578
5824	8/31/08 15:00	161941.52	161131.8125	161.1318125	40.28295313
5825	8/31/08 16:00	109785.51	109236.5859	109.2365859	27.30914648
5826	8/31/08 17:00	46178.047	45947.15625	45.94715625	11.48678906
5827	8/31/08 18:00	186.82137	185.8872528	0.1858872528	0.0464718132
5828	8/31/08 19:00		0	0	0
5829	8/31/08 20:00		0	0	0
5830	8/31/08 21:00		0	0	0
5831	8/31/08 22:00		0	0	0
5832	8/31/08 23:00		0	0	0
5833	9/1/06 0:00		0	0	0
5834	9/1/06 1:00		0	0	0
5835	9/1/06 2:00		0	0	0
5836	9/1/06 3:00		0	0	0
5837	9/1/06 4:00		0	0	0
5838	9/1/06 5:00	0	0	0	0
5839	9/1/06 6:00	20704.955	20601.42969	20.60142969	5.150357422
5840	9/1/06 7:00	75120.17	74744.57031	74.74457031	18.68614258
5841	9/1/06 8:00	131260.36	130604.0625	130.6040625	32.65101563
5842	9/1/06 9:00	179644.48	178746.2656	178.7462656	44.68656641
5843	9/1/06 10:00	215155.78	214080	214.08	53.52
5844	9/1/06 11:00	239791.58	238592.6094	238.5926094	59.64815234
5845	9/1/06 12:00	239760.69	238561.875	238.561875	59.64046875
5846	9/1/06 13:00	228535.47	227392.7969	227.3927969	56.84819922
5847	9/1/06 14:00	200949.27	199944.5156	199.9445156	49.98612891
5848	9/1/06 15:00	159939.1	159139.4063	159.1394063	39.78485156
5849	9/1/06 16:00	97410.47	96923.41406	96.92341406	24.23085352
5850	9/1/06 17:00	39388.234	39191.29688	39.19129688	9.797824219
5851	9/1/06 18:00	73.951065	73.58130646	0.07358130646	0.01839532661
5852	9/1/06 19:00		0	0	0
5853	9/1/06 20:00		0	0	0
5854	9/1/06 21:00		0	0	0
5855	9/1/06 22:00		0	0	0
5856	9/1/06 23:00		0	0	0
5857	9/2/06 0:00		0	0	0
5858	9/2/06 1:00		0	0	0
5859	9/2/06 2:00		0	0	0
5860	9/2/06 3:00		0	0	0
5861	9/2/06 4:00		0	0	0
5862	9/2/06 5:00	179.16881	178.2729645	0.1782729645	0.04456824112
5863	9/2/06 6:00	18122	18031.38867	18.03138867	4.507847168
5864	9/2/06 7:00	64821.527	64497.42188	64.49742188	16.12435547
5865	9/2/06 8:00	109976.26	109426.375	109.426375	27.35659375
5866	9/2/06 9:00	180889.44	179985	179.985	44.99625
5867	9/2/06 10:00	217106.98	216021.4375	216.0214375	54.00535938
5868	9/2/06 11:00	238759.56	237565.7656	237.5657656	59.39144141
5869	9/2/06 12:00	243877.52	242658.125	242.658125	60.66453125
5870	9/2/06 13:00	230970.9	229816.0469	229.8160469	57.45401172
5871	9/2/06 14:00	204042.98	203022.7656	203.0227656	50.75569141
5872	9/2/06 15:00	161814.38	161005.3125	161.0053125	40.25132813
5873	9/2/06 16:00	106290.97	105759.5156	105.7595156	26.43987891
5874	9/2/06 17:00	43365.246	43148.41797	43.14841797	10.78710449
5875	9/2/06 18:00	20.186623	20.08568954	0.02008568954	0.005021422384
5876	9/2/06 19:00		0	0	0
5877	9/2/06 20:00		0	0	0
5878	9/2/06 21:00		0	0	0
5879	9/2/06 22:00		0	0	0
5880	9/2/06 23:00		0	0	0
5881	9/3/06 0:00		0	0	0
5882	9/3/06 1:00		0	0	0
5883	9/3/06 2:00		0	0	0
5884	9/3/06 3:00		0	0	0
5885	9/3/06 4:00		0	0	0
5886	9/3/06 5:00	0.24318645	0.241970554	0.00024197055	0.000060492631
5887	9/3/06 6:00	20248.393	20147.15039	20.14715039	5.036787598
5888	9/3/06 7:00	74631.35	74258.1875	74.2581875	18.56454688

5889	9/3/06 8:00	130287.33	129635.8906	129.6358906	32.40897266
5890	9/3/06 9:00	182363.69	181451.875	181.451875	45.36296875
5891	9/3/06 10:00	211843.1	210783.8906	210.7838906	52.69597266
5892	9/3/06 11:00	237732.72	236544.0625	236.5440625	59.13601563
5893	9/3/06 12:00	243320.67	242104.0625	242.1040625	60.52601563
5894	9/3/06 13:00	228084.72	226944.2813	226.9442813	56.73607031
5895	9/3/06 14:00	201789.2	200780.25	200.78025	50.1950625
5896	9/3/06 15:00	161000.1	160195.0938	160.1950938	40.04877344
5897	9/3/06 16:00	98938.766	98444.07031	98.44407031	24.61101758
5898	9/3/06 17:00	38289.566	38098.12109	38.09812109	9.524530273
5899	9/3/06 18:00	0	0	0	0
5900	9/3/06 19:00		0	0	0
5901	9/3/06 20:00		0	0	0
5902	9/3/06 21:00		0	0	0
5903	9/3/06 22:00		0	0	0
5904	9/3/06 23:00		0	0	0
5905	9/4/06 0:00		0	0	0
5906	9/4/06 1:00		0	0	0
5907	9/4/06 2:00		0	0	0
5908	9/4/06 3:00		0	0	0
5909	9/4/06 4:00		0	0	0
5910	9/4/06 5:00	0.10616241	0.1056316048	0.00010563160	0.000026407901
5911	9/4/06 6:00	19601.312	19503.30664	19.50330664	4.87582666
5912	9/4/06 7:00	74158.414	73787.625	73.787625	18.44690625
5913	9/4/06 8:00	132138.98	131478.2813	131.4782813	32.86957031
5914	9/4/06 9:00	181304.2	180397.6875	180.3976875	45.09942188
5915	9/4/06 10:00	217473.33	216385.9531	216.3859531	54.09648828
5916	9/4/06 11:00	237782.69	236593.7656	236.5937656	59.14844141
5917	9/4/06 12:00	241455.67	240248.3906	240.2483906	60.06209766
5918	9/4/06 13:00	227296.5	226160.0156	226.1600156	56.54000391
5919	9/4/06 14:00	201623.98	200615.8594	200.6158594	50.15396484
5920	9/4/06 15:00	157800.11	157011.1094	157.0111094	39.25277734
5921	9/4/06 16:00	101102.32	100596.8125	100.5968125	25.14920313
5922	9/4/06 17:00	32982.387	32817.47656	32.81747656	8.204369141
5923	9/4/06 18:00	387.30157	385.3650818	0.3853650818	0.09634127045
5924	9/4/06 19:00		0	0	0
5925	9/4/06 20:00		0	0	0
5926	9/4/06 21:00		0	0	0
5927	9/4/06 22:00		0	0	0
5928	9/4/06 23:00		0	0	0
5929	9/5/06 0:00		0	0	0
5930	9/5/06 1:00		0	0	0
5931	9/5/06 2:00		0	0	0
5932	9/5/06 3:00		0	0	0
5933	9/5/06 4:00		0	0	0
5934	9/5/06 5:00	0.02477521	0.024651343	0.00002465134	0.000006162831
5935	9/5/06 6:00	19305.863	19209.33398	19.20933398	4.802333496
5936	9/5/06 7:00	73191.2	72825.25	72.82525	18.2033125
5937	9/5/06 8:00	130505.7	129853.1719	129.8531719	32.46329297
5938	9/5/06 9:00	180033.19	179133.0156	179.1330156	44.78325391
5939	9/5/06 10:00	213089.69	212024.25	212.02425	53.0060625
5940	9/5/06 11:00	235553.31	234375.5469	234.3755469	58.59388672
5941	9/5/06 12:00	237855.55	236666.2656	236.6662656	59.16656641
5942	9/5/06 13:00	221922.55	220812.9375	220.8129375	55.20323438
5943	9/5/06 14:00	196668.58	195685.2344	195.6852344	48.92130859
5944	9/5/06 15:00	156703.17	155919.6563	155.9196563	38.97991406
5945	9/5/06 16:00	98690.47	98197.01563	98.19701563	24.54925391
5946	9/5/06 17:00	39411.62	39214.5625	39.2145625	9.803640625
5947	9/5/06 18:00	225.71884	224.5902405	0.2245902405	0.05614756012
5948	9/5/06 19:00		0	0	0
5949	9/5/06 20:00		0	0	0
5950	9/5/06 21:00		0	0	0
5951	9/5/06 22:00		0	0	0
5952	9/5/06 23:00		0	0	0
5953	9/6/06 0:00		0	0	0
5954	9/6/06 1:00		0	0	0
5955	9/6/06 2:00		0	0	0
5956	9/6/06 3:00		0	0	0
5957	9/6/06 4:00		0	0	0
5958	9/6/06 5:00	0.1532385	0.1524723172	0.00015247231	0.000038118075
5959	9/6/06 6:00	19011.396	18916.33984	18.91633984	4.729084961
5960	9/6/06 7:00	72720.41	72356.80469	72.35680469	18.08920117
5961	9/6/06 8:00	130476.984	129824.6016	129.8246016	32.45615039
5962	9/6/06 9:00	181014.95	180109.875	180.109875	45.02746875
5963	9/6/06 10:00	212061.94	211001.625	211.001625	52.75040625
5964	9/6/06 11:00	229377.86	228230.9688	228.2309688	57.05774219
5965	9/6/06 12:00	234666.61	233493.2813	233.4932813	58.37332031
5966	9/6/06 13:00	226906.23	225771.7031	225.7717031	56.44292578
5967	9/6/06 14:00	194942.6	193967.875	193.967875	48.49196875
5968	9/6/06 15:00	156761.66	155977.8438	155.9778438	38.99446094
5969	9/6/06 16:00	97838.74	97349.54688	97.34954688	24.33738672
5970	9/6/06 17:00	35230.4	35054.24609	35.05424609	8.763561523
5971	9/6/06 18:00	233.49098	232.3235168	0.2323235168	0.05808087921
5972	9/6/06 19:00		0	0	0
5973	9/6/06 20:00		0	0	0
5974	9/6/06 21:00		0	0	0
5975	9/6/06 22:00		0	0	0
5976	9/6/06 23:00		0	0	0
5977	9/7/06 0:00		0	0	0
5978	9/7/06 1:00		0	0	0
5979	9/7/06 2:00		0	0	0
5980	9/7/06 3:00		0	0	0
5981	9/7/06 4:00		0	0	0
5982	9/7/06 5:00	0	0	0	0
5983	9/7/06 6:00	18448.354	18356.11133	18.35611133	4.589027832

5984	9/7/06 7:00	71680.68	71322.27344	71.32227344	17.83056836
5985	9/7/06 8:00	129503.47	128855.9531	128.8559531	32.21398828
5986	9/7/06 9:00	178626.89	177733.7656	177.7337656	44.43344141
5987	9/7/06 10:00	209252.8	208206.5313	208.2065313	52.05163281
5988	9/7/06 11:00	235396.66	234219.6719	234.2196719	58.55491797
5989	9/7/06 12:00	237530.75	236343.0938	236.3430938	59.08577344
5990	9/7/06 13:00	224675.58	223552.2031	223.5522031	55.88805078
5991	9/7/06 14:00	196509.9	195527.3438	195.5273438	48.88183594
5992	9/7/06 15:00	154483.9	153711.4844	153.7114844	38.42787109
5993	9/7/06 16:00	94512.69	94040.125	94.040125	23.51003125
5994	9/7/06 17:00	31846.334	31687.10352	31.68710352	7.921775879
5995	9/7/06 18:00	120.168625	119.5677795	0.119567795	0.02989194489
5996	9/7/06 19:00	0	0	0	0
5997	9/7/06 20:00	0	0	0	0
5998	9/7/06 21:00	0	0	0	0
5999	9/7/06 22:00	0	0	0	0
6000	9/7/06 23:00	0	0	0	0
6001	9/8/06 0:00	0	0	0	0
6002	9/8/06 1:00	0	0	0	0
6003	9/8/06 2:00	0	0	0	0
6004	9/8/06 3:00	0	0	0	0
6005	9/8/06 4:00	0	0	0	0
6006	9/8/06 5:00	0	0	0	0
6007	9/8/06 6:00	18019.207	17929.10938	17.92910938	4.482277344
6008	9/8/06 7:00	70844.43	70490.20313	70.49020313	17.62255078
6009	9/8/06 8:00	129280.875	128634.4688	128.6344688	32.15861719
6010	9/8/06 9:00	180442.7	179540.4844	179.5404844	44.88512109
6011	9/8/06 10:00	220819.45	219715.3594	219.7153594	54.92883984
6012	9/8/06 11:00	240602.06	239399.0625	239.3990625	59.84976563
6013	9/8/06 12:00	245503.61	244276.0938	244.2760938	61.06902344
6014	9/8/06 13:00	230486.25	229333.8281	229.3338281	57.33345703
6015	9/8/06 14:00	202995.75	201980.7656	201.9807656	50.49519141
6016	9/8/06 15:00	155119.67	154344.0781	154.3440781	38.58601953
6017	9/8/06 16:00	94903.6	94429.08594	94.42908594	23.60727148
6018	9/8/06 17:00	30328.846	30177.20117	30.17720117	7.544300293
6019	9/8/06 18:00	142.68704	141.9736023	0.1419736023	0.03549340057
6020	9/8/06 19:00	0	0	0	0
6021	9/8/06 20:00	0	0	0	0
6022	9/8/06 21:00	0	0	0	0
6023	9/8/06 22:00	0	0	0	0
6024	9/8/06 23:00	0	0	0	0
6025	9/9/06 0:00	0	0	0	0
6026	9/9/06 1:00	0	0	0	0
6027	9/9/06 2:00	0	0	0	0
6028	9/9/06 3:00	0	0	0	0
6029	9/9/06 4:00	0	0	0	0
6030	9/9/06 5:00	0	0	0	0
6031	9/9/06 6:00	17592.658	17504.69336	17.50469336	4.37617334
6032	9/9/06 7:00	69574.445	69226.57813	69.22657813	17.30664453
6033	9/9/06 8:00	128444.8	127802.5781	127.8025781	31.95064453
6034	9/9/06 9:00	177387.97	176501.0313	176.5010313	44.12525781
6035	9/9/06 10:00	214916.8	213842.2188	213.8422188	53.46055469
6036	9/9/06 11:00	241237.48	240031.2969	240.0312969	60.00782422
6037	9/9/06 12:00	242995.83	241780.8438	241.7808438	60.44521094
6038	9/9/06 13:00	230132.78	228982.125	228.982125	57.24553125
6039	9/9/06 14:00	201980.22	200970.3125	200.9703125	50.24257813
6040	9/9/06 15:00	156133.33	155352.6719	155.3526719	38.83816797
6041	9/9/06 16:00	99401.7	98904.69531	98.90469531	24.72617383
6042	9/9/06 17:00	30879.252	30724.85547	30.72485547	7.681213867
6043	9/9/06 18:00	141.88745	141.1780243	0.1411780243	0.03529450607
6044	9/9/06 19:00	0	0	0	0
6045	9/9/06 20:00	0	0	0	0
6046	9/9/06 21:00	0	0	0	0
6047	9/9/06 22:00	0	0	0	0
6048	9/9/06 23:00	0	0	0	0
6049	9/10/06 0:00	0	0	0	0
6050	9/10/06 1:00	0	0	0	0
6051	9/10/06 2:00	0	0	0	0
6052	9/10/06 3:00	0	0	0	0
6053	9/10/06 4:00	0	0	0	0
6054	9/10/06 5:00	0	0	0	0
6055	9/10/06 6:00	17627.748	17539.60938	17.53960938	4.384902344
6056	9/10/06 7:00	69944.375	69594.64844	69.59464844	17.39866211
6057	9/10/06 8:00	124631.43	124008.2734	124.0082734	31.00206836
6058	9/10/06 9:00	177497.34	176609.8594	176.6098594	44.15246484
6059	9/10/06 10:00	216274.61	215193.2344	215.1932344	53.79830859
6060	9/10/06 11:00	235642.67	234464.4531	234.4644531	58.61611328
6061	9/10/06 12:00	241110.61	239905.0469	239.9050469	59.97626172
6062	9/10/06 13:00	227090.14	225954.6875	225.9546875	56.48867188
6063	9/10/06 14:00	197338.66	196351.9531	196.3519531	49.08798828
6064	9/10/06 15:00	151374.81	150617.9531	150.6179531	37.65448828
6065	9/10/06 16:00	93030.875	92565.71875	92.56571875	23.14142969
6066	9/10/06 17:00	28976.69	28831.80469	28.83180469	7.207951172
6067	9/10/06 18:00	22.540228	22.42752647	0.02242752647	0.005606881618
6068	9/10/06 19:00	0	0	0	0
6069	9/10/06 20:00	0	0	0	0
6070	9/10/06 21:00	0	0	0	0
6071	9/10/06 22:00	0	0	0	0
6072	9/10/06 23:00	0	0	0	0
6073	9/11/06 0:00	0	0	0	0
6074	9/11/06 1:00	0	0	0	0
6075	9/11/06 2:00	0	0	0	0
6076	9/11/06 3:00	0	0	0	0
6077	9/11/06 4:00	0	0	0	0
6078	9/11/06 5:00	0	0	0	0

6079	9/11/06 6:00	16065.47	15985.14258	15.98514258	3.996285645
6080	9/11/06 7:00	66924.98	66590.35156	66.59035156	16.64758789
6081	9/11/06 8:00	125164.945	124539.1172	124.5391172	31.1347793
6082	9/11/06 9:00	172028.48	171168.3438	171.1683438	42.79208594
6083	9/11/06 10:00	209571.28	208523.4219	208.5234219	52.13085547
6084	9/11/06 11:00	230716.47	229562.8906	229.5628906	57.39072666
6085	9/11/06 12:00	234105.23	232934.7031	232.9347031	58.23367578
6086	9/11/06 13:00	216781.4	215697.5	215.6975	53.924375
6087	9/11/06 14:00	190342.4	189390.6875	189.3906875	47.34767188
6088	9/11/06 15:00	145777.36	145048.4688	145.0484688	36.26211719
6089	9/11/06 16:00	85286.83	84860.39844	84.86039844	21.21509961
6090	9/11/06 17:00	21643.133	21534.91602	21.53491602	5.383729004
6091	9/11/06 18:00	171.07884	170.2234497	0.1702234497	0.04255586243
6092	9/11/06 19:00	0	0	0	0
6093	9/11/06 20:00	0	0	0	0
6094	9/11/06 21:00	0	0	0	0
6095	9/11/06 22:00	0	0	0	0
6096	9/11/06 23:00	0	0	0	0
6097	9/12/06 0:00	0	0	0	0
6098	9/12/06 1:00	0	0	0	0
6099	9/12/06 2:00	0	0	0	0
6100	9/12/06 3:00	0	0	0	0
6101	9/12/06 4:00	0	0	0	0
6102	9/12/06 5:00	0	0	0	0
6103	9/12/06 6:00	16317.279	16235.69336	16.23569336	4.05892334
6104	9/12/06 7:00	66617.914	66284.82813	66.28482813	16.57120703
6105	9/12/06 8:00	124071.39	123451.0391	123.4510391	30.86275977
6106	9/12/06 9:00	169735.61	168886.9375	168.8869375	42.22173438
6107	9/12/06 10:00	206170.28	205139.4375	205.1394375	51.28485938
6108	9/12/06 11:00	227192.5	226056.5313	226.0565313	56.51413281
6109	9/12/06 12:00	229916.84	228767.2656	228.7672656	57.19181641
6110	9/12/06 13:00	215446.84	214369.6094	214.3696094	53.59240234
6111	9/12/06 14:00	188327.25	187385.6094	187.3856094	46.84640234
6112	9/12/06 15:00	146109.12	145378.5781	145.3785781	36.34464453
6113	9/12/06 16:00	85005.086	84580.05469	84.58005469	21.14501367
6114	9/12/06 17:00	22190.639	22079.68555	22.07968555	5.519921387
6115	9/12/06 18:00	52.11406	51.85348892	0.05185348892	0.01296337223
6116	9/12/06 19:00	0	0	0	0
6117	9/12/06 20:00	0	0	0	0
6118	9/12/06 21:00	0	0	0	0
6119	9/12/06 22:00	0	0	0	0
6120	9/12/06 23:00	0	0	0	0
6121	9/13/06 0:00	0	0	0	0
6122	9/13/06 1:00	0	0	0	0
6123	9/13/06 2:00	0	0	0	0
6124	9/13/06 3:00	0	0	0	0
6125	9/13/06 4:00	0	0	0	0
6126	9/13/06 5:00	0	0	0	0
6127	9/13/06 6:00	15644.415	15566.19238	15.56619238	3.891548096
6128	9/13/06 7:00	65154.227	64828.45313	64.82845313	16.20711328
6129	9/13/06 8:00	123307.31	122690.7734	122.6907734	30.67269336
6130	9/13/06 9:00	171234.84	170378.6719	170.3786719	42.59466797
6131	9/13/06 10:00	208611.25	207568.1875	207.5681875	51.89204688
6132	9/13/06 11:00	232456.19	231293.9063	231.2939063	57.82347656
6133	9/13/06 12:00	234949.66	233774.9063	233.7749063	58.44372656
6134	9/13/06 13:00	219280.5	218184.0938	218.1840938	54.54602344
6135	9/13/06 14:00	188393.56	187451.5938	187.4515938	46.86289844
6136	9/13/06 15:00	148535.64	147792.9531	147.7929531	36.94823828
6137	9/13/06 16:00	89143.08	88697.36719	88.69736719	22.1743418
6138	9/13/06 17:00	17473.717	17386.34766	17.38634766	4.346586914
6139	9/13/06 18:00	52.9256	52.66096878	0.05266096878	0.0131652422
6140	9/13/06 19:00	0	0	0	0
6141	9/13/06 20:00	0	0	0	0
6142	9/13/06 21:00	0	0	0	0
6143	9/13/06 22:00	0	0	0	0
6144	9/13/06 23:00	0	0	0	0
6145	9/14/06 0:00	0	0	0	0
6146	9/14/06 1:00	0	0	0	0
6147	9/14/06 2:00	0	0	0	0
6148	9/14/06 3:00	0	0	0	0
6149	9/14/06 4:00	0	0	0	0
6150	9/14/06 5:00	0	0	0	0
6151	9/14/06 6:00	15615.989	15537.90918	15.53790918	3.884477295
6152	9/14/06 7:00	66689.76	66356.3125	66.3563125	16.58907813
6153	9/14/06 8:00	127260.97	126624.6641	126.6246641	31.65616602
6154	9/14/06 9:00	98014.21	97524.14063	97.52414063	24.38103516
6155	9/14/06 10:00	90435.625	89983.45313	89.98345313	22.49586328
6156	9/14/06 11:00	93105.914	92640.39063	92.64039063	23.16009766
6157	9/14/06 12:00	228130.34	226989.6875	226.9896875	56.74742188
6158	9/14/06 13:00	228807.73	227663.7031	227.6637031	56.91592578
6159	9/14/06 14:00	198524	197531.375	197.531375	49.38284375
6160	9/14/06 15:00	152558.78	151795.9844	151.7959844	37.94899609
6161	9/14/06 16:00	88607.15	88164.10938	88.16410938	22.04102734
6162	9/14/06 17:00	17296.285	17209.80469	17.20980469	4.302451172
6163	9/14/06 18:00	0	0	0	0
6164	9/14/06 19:00	0	0	0	0
6165	9/14/06 20:00	0	0	0	0
6166	9/14/06 21:00	0	0	0	0
6167	9/14/06 22:00	0	0	0	0
6168	9/14/06 23:00	0	0	0	0
6169	9/15/06 0:00	0	0	0	0
6170	9/15/06 1:00	0	0	0	0
6171	9/15/06 2:00	0	0	0	0
6172	9/15/06 3:00	0	0	0	0
6173	9/15/06 4:00	0	0	0	0

6174	9/15/06 5:00	0	0	0	0
6175	9/15/06 6:00	15402.977	15325.96191	15.32596191	3.831490479
6176	9/15/06 7:00	65788.56	65459.61719	65.45961719	16.3649043
6177	9/15/06 8:00	125848.23	125218.9844	125.2189844	31.30474609
6178	9/15/06 9:00	178061.1	177170.7813	177.1707813	44.29269531
6179	9/15/06 10:00	218562.4	217469.5938	217.4695938	54.36739844
6180	9/15/06 11:00	234500.67	233328.1719	233.3281719	58.33204297
6181	9/15/06 12:00	229792.92	228643.9531	228.6439531	57.16098828
6182	9/15/06 13:00	205067.12	204041.7813	204.0417813	51.01044531
6183	9/15/06 14:00	191530.84	190573.1875	190.5731875	47.64329688
6184	9/15/06 15:00	150024.64	149274.5156	149.2745156	37.31862891
6185	9/15/06 16:00	89242.64	88796.42969	88.79642969	22.19910742
6186	9/15/06 17:00	16355.144	16273.36816	16.27336816	4.068342041
6187	9/15/06 18:00	0	0	0	0
6188	9/15/06 19:00	0	0	0	0
6189	9/15/06 20:00	0	0	0	0
6190	9/15/06 21:00	0	0	0	0
6191	9/15/06 22:00	0	0	0	0
6192	9/15/06 23:00	0	0	0	0
6193	9/16/06 0:00	0	0	0	0
6194	9/16/06 1:00	0	0	0	0
6195	9/16/06 2:00	0	0	0	0
6196	9/16/06 3:00	0	0	0	0
6197	9/16/06 4:00	0	0	0	0
6198	9/16/06 5:00	0	0	0	0
6199	9/16/06 6:00	14655.403	14582.12695	14.58212695	3.645531738
6200	9/16/06 7:00	65464.3	65136.98047	65.13698047	16.28424512
6201	9/16/06 8:00	122657.06	122043.7813	122.0437813	30.51094531
6202	9/16/06 9:00	172686.69	171823.25	171.82325	42.9558125
6203	9/16/06 10:00	207772.27	206733.4063	206.7334063	51.68335156
6204	9/16/06 11:00	229841.12	228691.9219	228.6919219	57.17298047
6205	9/16/06 12:00	234072.56	232902.2031	232.9022031	58.22555078
6206	9/16/06 13:00	223026.16	221911.0313	221.9110313	55.47775781
6207	9/16/06 14:00	189919.9	188970.3125	188.9703125	47.24257813
6208	9/16/06 15:00	146996.5	146261.5156	146.2615156	36.56537891
6209	9/16/06 16:00	75844.73	75465.50781	75.46550781	18.86637695
6210	9/16/06 17:00	11336.503	11279.82031	11.27982031	2.819955078
6211	9/16/06 18:00	0	0	0	0
6212	9/16/06 19:00	0	0	0	0
6213	9/16/06 20:00	0	0	0	0
6214	9/16/06 21:00	0	0	0	0
6215	9/16/06 22:00	0	0	0	0
6216	9/16/06 23:00	0	0	0	0
6217	9/17/06 0:00	0	0	0	0
6218	9/17/06 1:00	0	0	0	0
6219	9/17/06 2:00	0	0	0	0
6220	9/17/06 3:00	0	0	0	0
6221	9/17/06 4:00	0	0	0	0
6222	9/17/06 5:00	0	0	0	0
6223	9/17/06 6:00	14188.349	14117.40625	14.11740625	3.529351563
6224	9/17/06 7:00	63067.246	62751.91016	62.75191016	15.68797754
6225	9/17/06 8:00	120116.16	119515.5781	119.5155781	29.87889453
6226	9/17/06 9:00	168983.25	168138.3438	168.1383438	42.03458594
6227	9/17/06 10:00	204889.42	203864.9844	203.8649844	50.96624609
6228	9/17/06 11:00	218899.22	217804.7188	217.8047188	54.45117969
6229	9/17/06 12:00	221400.2	220293.2031	220.2932031	55.07330078
6230	9/17/06 13:00	212744.81	211681.0938	211.6810938	52.92027344
6231	9/17/06 14:00	181871.05	180961.6875	180.9616875	45.24042188
6232	9/17/06 15:00	141347.9	140641.1719	140.6411719	35.16029297
6233	9/17/06 16:00	83023.03	82607.91406	82.60791406	20.65197852
6234	9/17/06 17:00	17846.396	17757.16406	17.75716406	4.439291016
6235	9/17/06 18:00	0	0	0	0
6236	9/17/06 19:00	0	0	0	0
6237	9/17/06 20:00	0	0	0	0
6238	9/17/06 21:00	0	0	0	0
6239	9/17/06 22:00	0	0	0	0
6240	9/17/06 23:00	0	0	0	0
6241	9/18/06 0:00	0	0	0	0
6242	9/18/06 1:00	0	0	0	0
6243	9/18/06 2:00	0	0	0	0
6244	9/18/06 3:00	0	0	0	0
6245	9/18/06 4:00	0	0	0	0
6246	9/18/06 5:00	0	0	0	0
6247	9/18/06 6:00	13757.154	13688.36816	13.68836816	3.422092041
6248	9/18/06 7:00	62504.793	62192.26953	62.19226953	15.54806738
6249	9/18/06 8:00	113147.02	112581.2891	112.5812891	28.14532227
6250	9/18/06 9:00	167652.36	166814.0938	166.8140938	41.70352344
6251	9/18/06 10:00	196586.9	195603.9688	195.6039688	48.90099219
6252	9/18/06 11:00	222294.94	221183.4531	221.1834531	55.29586328
6253	9/18/06 12:00	216241.75	215160.5313	215.1605313	53.79013281
6254	9/18/06 13:00	209888.83	208839.3906	208.8393906	52.20984766
6255	9/18/06 14:00	184201.95	183280.9375	183.2809375	45.82023438
6256	9/18/06 15:00	138869.14	138174.7969	138.1747969	34.54369922
6257	9/18/06 16:00	77883.53	77494.10938	77.49410938	19.37352734
6258	9/18/06 17:00	13838.242	13769.05176	13.76905176	3.442262939
6259	9/18/06 18:00	0	0	0	0
6260	9/18/06 19:00	0	0	0	0
6261	9/18/06 20:00	0	0	0	0
6262	9/18/06 21:00	0	0	0	0
6263	9/18/06 22:00	0	0	0	0
6264	9/18/06 23:00	0	0	0	0
6265	9/19/06 0:00	0	0	0	0
6266	9/19/06 1:00	0	0	0	0
6267	9/19/06 2:00	0	0	0	0
6268	9/19/06 3:00	0	0	0	0

6269	9/19/06 4:00	0	0	0
6270	9/19/06 5:00	0	0	0
6271	9/19/06 6:00 13549.041	13481.2959	13.4812959	3.370323975
6272	9/19/06 7:00 61534.465	61226.79297	61.22679297	15.30669824
6273	9/19/06 8:00 119213.086	118617.0234	118.6170234	29.65425586
6274	9/19/06 9:00 170134.72	169284.0313	169.2840313	42.32100781
6275	9/19/06 10:00 210026.42	208976.2969	208.9762969	52.24407422
6276	9/19/06 11:00 230169.77	229018.9219	229.0189219	57.25473047
6277	9/19/06 12:00 226422.3	225290.1875	225.2901875	56.32254688
6278	9/19/06 13:00 210361.27	209309.4688	209.3094688	52.32736719
6279	9/19/06 14:00 183785.67	182866.7344	182.8667344	45.71668359
6280	9/19/06 15:00 141053.84	140348.5781	140.3485781	35.08714453
6281	9/19/06 16:00 83093.16	82677.6875	82.6776875	20.66942188
6282	9/19/06 17:00 20961.082	20856.27734	20.85627734	5.214069336
6283	9/19/06 18:00	0	0	0
6284	9/19/06 19:00	0	0	0
6285	9/19/06 20:00	0	0	0
6286	9/19/06 21:00	0	0	0
6287	9/19/06 22:00	0	0	0
6288	9/19/06 23:00	0	0	0
6289	9/20/06 0:00	0	0	0
6290	9/20/06 1:00	0	0	0
6291	9/20/06 2:00	0	0	0
6292	9/20/06 3:00	0	0	0
6293	9/20/06 4:00	0	0	0
6294	9/20/06 5:00	0	0	0
6295	9/20/06 6:00 12835.713	12771.53418	12.77153418	3.192883545
6296	9/20/06 7:00 61509.773	61202.22656	61.20222656	15.30055664
6297	9/20/06 8:00 119230.77	118634.6172	118.6346172	29.6586543
6298	9/20/06 9:00 167089.69	166254.25	166.25425	41.5635625
6299	9/20/06 10:00 203786.03	202767.0938	202.7670938	50.69177344
6300	9/20/06 11:00 218414.28	217322.2031	217.3222031	54.33055078
6301	9/20/06 12:00 214216.98	213145.9063	213.1459063	53.28647656
6302	9/20/06 13:00 216475.83	215393.4531	215.3934531	53.84836328
6303	9/20/06 14:00 159117	158321.4219	158.3214219	39.58035547
6304	9/20/06 15:00 128110.695	127470.1406	127.4701406	31.86753516
6305	9/20/06 16:00 62677.273	62363.88672	62.36388672	15.59097168
6306	9/20/06 17:00 15499.06	15421.56445	15.42156445	3.855391113
6307	9/20/06 18:00	0	0	0
6308	9/20/06 19:00	0	0	0
6309	9/20/06 20:00	0	0	0
6310	9/20/06 21:00	0	0	0
6311	9/20/06 22:00	0	0	0
6312	9/20/06 23:00	0	0	0
6313	9/21/06 0:00	0	0	0
6314	9/21/06 1:00	0	0	0
6315	9/21/06 2:00	0	0	0
6316	9/21/06 3:00	0	0	0
6317	9/21/06 4:00	0	0	0
6318	9/21/06 5:00	0	0	0
6319	9/21/06 6:00 12506.714	12444.18066	12.44418066	3.111045166
6320	9/21/06 7:00 60911.355	60606.80078	60.60680078	15.1517002
6321	9/21/06 8:00 118204.53	117613.5078	117.6135078	29.40337695
6322	9/21/06 9:00 166852.95	166018.6875	166.0186875	41.50467188
6323	9/21/06 10:00 201268.81	200262.4688	200.2624688	50.06561719
6324	9/21/06 11:00 216802.7	215718.6875	215.7186875	53.92967188
6325	9/21/06 12:00 219241.25	218145.0469	218.1450469	54.53626172
6326	9/21/06 13:00 208176.55	207135.6719	207.1356719	51.78391797
6327	9/21/06 14:00 180893.95	179989.4844	179.9894844	44.99737109
6328	9/21/06 15:00 136503.4	135820.8906	135.8208906	33.95522266
6329	9/21/06 16:00 75022	74646.89063	74.64689063	18.66172266
6330	9/21/06 17:00 18063.592	17973.27344	17.97327344	4.493318359
6331	9/21/06 18:00	0	0	0
6332	9/21/06 19:00	0	0	0
6333	9/21/06 20:00	0	0	0
6334	9/21/06 21:00	0	0	0
6335	9/21/06 22:00	0	0	0
6336	9/21/06 23:00	0	0	0
6337	9/22/06 0:00	0	0	0
6338	9/22/06 1:00	0	0	0
6339	9/22/06 2:00	0	0	0
6340	9/22/06 3:00	0	0	0
6341	9/22/06 4:00	0	0	0
6342	9/22/06 5:00	0	0	0
6343	9/22/06 6:00 11782.806	11723.8916	11.7238916	2.9309729
6344	9/22/06 7:00 60139.44	59838.74609	59.83874609	14.95968652
6345	9/22/06 8:00 112833.81	112269.6484	112.2696484	28.06741211
6346	9/22/06 9:00 162597.17	161784.1875	161.7841875	40.44604688
6347	9/22/06 10:00 201941.7	200932	200.932	50.233
6348	9/22/06 11:00 218145.06	217054.3281	217.0543281	54.26358203
6349	9/22/06 12:00 222153.75	221042.9844	221.0429844	55.26074609
6350	9/22/06 13:00 208637.06	207593.8906	207.5938906	51.89847266
6351	9/22/06 14:00 179608.52	178710.4688	178.7104688	44.67761719
6352	9/22/06 15:00 133381.34	132714.4375	132.7144375	33.17860938
6353	9/22/06 16:00 74268.42	73897.07813	73.89707813	18.47426953
6354	9/22/06 17:00 17308.357	17221.81445	17.22181445	4.305453613
6355	9/22/06 18:00	0	0	0
6356	9/22/06 19:00	0	0	0
6357	9/22/06 20:00	0	0	0
6358	9/22/06 21:00	0	0	0
6359	9/22/06 22:00	0	0	0
6360	9/22/06 23:00	0	0	0
6361	9/23/06 0:00	0	0	0
6362	9/23/06 1:00	0	0	0
6363	9/23/06 2:00	0	0	0

6364	9/23/06 3:00	0	0	0	
6365	9/23/06 4:00	0	0	0	
6366	9/23/06 5:00	0	0	0	
6367	9/23/06 6:00	11578.908	11521.01367	11.52101367	2.880253418
6368	9/23/06 7:00	58674.56	58381.1875	58.3811875	14.59529688
6369	9/23/06 8:00	114324.02	113752.4063	113.7524063	28.43810156
6370	9/23/06 9:00	160597.77	159794.7656	159.7947656	39.94869141
6371	9/23/06 10:00	196768.05	195784.2188	195.7842188	48.94605469
6372	9/23/06 11:00	213699.95	212631.4531	212.6314531	53.15786328
6373	9/23/06 12:00	216217.2	215136.125	215.136125	53.78403125
6374	9/23/06 13:00	206520.8	205488.1875	205.4881875	51.37204688
6375	9/23/06 14:00	173340.17	172473.4688	172.4734688	43.11836719
6376	9/23/06 15:00	130143.516	129492.8047	129.4928047	32.37320117
6377	9/23/06 16:00	69980.99	69631.09375	69.63109375	17.40777344
6378	9/23/06 17:00	15541.06	15463.35449	15.46335449	3.865838623
6379	9/23/06 18:00	0	0	0	0
6380	9/23/06 19:00	0	0	0	0
6381	9/23/06 20:00	0	0	0	0
6382	9/23/06 21:00	0	0	0	0
6383	9/23/06 22:00	0	0	0	0
6384	9/23/06 23:00	0	0	0	0
6385	9/24/06 0:00	0	0	0	0
6386	9/24/06 1:00	0	0	0	0
6387	9/24/06 2:00	0	0	0	0
6388	9/24/06 3:00	0	0	0	0
6389	9/24/06 4:00	0	0	0	0
6390	9/24/06 5:00	0	0	0	0
6391	9/24/06 6:00	11472.279	11414.91797	11.41491797	2.853729492
6392	9/24/06 7:00	57874.094	57584.72266	57.58472266	14.39618066
6393	9/24/06 8:00	113229.85	112663.7031	112.6637031	28.16592578
6394	9/24/06 9:00	164757.19	163933.4063	163.9334063	40.98335156
6395	9/24/06 10:00	200652.75	199649.4844	199.6494844	49.91237109
6396	9/24/06 11:00	219039.08	217943.875	217.943875	54.48596875
6397	9/24/06 12:00	207078.45	206043.0625	206.0430625	51.51076563
6398	9/24/06 13:00	203475.11	202457.7344	202.4577344	50.61443359
6399	9/24/06 14:00	171522.42	170664.7969	170.6647969	42.66619922
6400	9/24/06 15:00	124643.57	124020.3516	124.0203516	31.00508789
6401	9/24/06 16:00	66158.38	65827.58594	65.82758594	16.45689648
6402	9/24/06 17:00	10927.302	10872.66504	10.87266504	2.71816626
6403	9/24/06 18:00	0	0	0	0
6404	9/24/06 19:00	0	0	0	0
6405	9/24/06 20:00	0	0	0	0
6406	9/24/06 21:00	0	0	0	0
6407	9/24/06 22:00	0	0	0	0
6408	9/24/06 23:00	0	0	0	0
6409	9/25/06 0:00	0	0	0	0
6410	9/25/06 1:00	0	0	0	0
6411	9/25/06 2:00	0	0	0	0
6412	9/25/06 3:00	0	0	0	0
6413	9/25/06 4:00	0	0	0	0
6414	9/25/06 5:00	0	0	0	0
6415	9/25/06 6:00	9873.391	9824.023438	9.824023438	2.456005859
6416	9/25/06 7:00	54599.535	54326.53906	54.32653906	13.58163477
6417	9/25/06 8:00	109285.016	108738.5938	108.7385938	27.18464844
6418	9/25/06 9:00	156340.67	155558.9688	155.5589688	38.88974219
6419	9/25/06 10:00	192729.72	191766.0781	191.7660781	47.94151953
6420	9/25/06 11:00	212405.81	211343.7813	211.3437813	52.83594531
6421	9/25/06 12:00	217813.9	216724.8438	216.7248438	54.18121094
6422	9/25/06 13:00	197336.1	196349.4063	196.3494063	49.08735156
6423	9/25/06 14:00	169001.56	168156.5469	168.1565469	42.03913672
6424	9/25/06 15:00	125329.945	124703.2969	124.7032969	31.17582422
6425	9/25/06 16:00	58469.66	58177.3125	58.1773125	14.54432813
6426	9/25/06 17:00	9442.336	9395.125	9.395125	2.34878125
6427	9/25/06 18:00	0	0	0	0
6428	9/25/06 19:00	0	0	0	0
6429	9/25/06 20:00	0	0	0	0
6430	9/25/06 21:00	0	0	0	0
6431	9/25/06 22:00	0	0	0	0
6432	9/25/06 23:00	0	0	0	0
6433	9/26/06 0:00	0	0	0	0
6434	9/26/06 1:00	0	0	0	0
6435	9/26/06 2:00	0	0	0	0
6436	9/26/06 3:00	0	0	0	0
6437	9/26/06 4:00	0	0	0	0
6438	9/26/06 5:00	0	0	0	0
6439	9/26/06 6:00	10004.846	9954.821289	9.954821289	2.488705322
6440	9/26/06 7:00	54452.203	54179.94141	54.17994141	13.54498535
6441	9/26/06 8:00	110553.15	110000.3828	110.0003828	27.5000957
6442	9/26/06 9:00	158317.95	157526.3594	157.5263594	39.38158984
6443	9/26/06 10:00	192638.66	191675.4531	191.6754531	47.91886328
6444	9/26/06 11:00	214259.95	213188.6563	213.1886563	53.29716406
6445	9/26/06 12:00	214046.48	212976.25	212.97625	53.2440625
6446	9/26/06 13:00	196735.67	195752	195.752	48.938
6447	9/26/06 14:00	171296.77	170440.2813	170.4402813	42.61007031
6448	9/26/06 15:00	128089.12	127448.6719	127.4486719	31.86216797
6449	9/26/06 16:00	69820.49	69471.39063	69.47139063	17.36784766
6450	9/26/06 17:00	9645.227	9597	9.597	2.39925
6451	9/26/06 18:00	0	0	0	0
6452	9/26/06 19:00	0	0	0	0
6453	9/26/06 20:00	0	0	0	0
6454	9/26/06 21:00	0	0	0	0
6455	9/26/06 22:00	0	0	0	0
6456	9/26/06 23:00	0	0	0	0
6457	9/27/06 0:00	0	0	0	0
6458	9/27/06 1:00	0	0	0	0

6459	9/27/06 2:00		0	0	0
6460	9/27/06 3:00		0	0	0
6461	9/27/06 4:00		0	0	0
6462	9/27/06 5:00		0	0	0
6463	9/27/06 6:00	10000.437	9950.433594	9.950433594	2.487608398
6464	9/27/06 7:00	54608.83	54335.78516	54.33578516	13.58394629
6465	9/27/06 8:00	111690.12	111131.6641	111.1316641	27.78291602
6466	9/27/06 9:00	155488.75	154711.3125	154.7113125	38.67782813
6467	9/27/06 10:00	188907.8	187963.25	187.96325	46.9908125
6468	9/27/06 11:00	205913.56	204884	204.884	51.221
6469	9/27/06 12:00	199392.3	198395.3281	198.3953281	49.59883203
6470	9/27/06 13:00	195321.69	194345.0781	194.3450781	48.58626953
6471	9/27/06 14:00	165830.05	165000.8906	165.0008906	41.25022266
6472	9/27/06 15:00	117344.24	116757.5156	116.7575156	29.18937891
6473	9/27/06 16:00	63218.062	62901.97266	62.90197266	15.72549316
6474	9/27/06 17:00	8383.855	8341.936523	8.341936523	2.085484131
6475	9/27/06 18:00		0	0	0
6476	9/27/06 19:00		0	0	0
6477	9/27/06 20:00		0	0	0
6478	9/27/06 21:00		0	0	0
6479	9/27/06 22:00		0	0	0
6480	9/27/06 23:00		0	0	0
6481	9/28/06 0:00		0	0	0
6482	9/28/06 1:00		0	0	0
6483	9/28/06 2:00		0	0	0
6484	9/28/06 3:00		0	0	0
6485	9/28/06 4:00		0	0	0
6486	9/28/06 5:00		0	0	0
6487	9/28/06 6:00	9443.004	9395.789063	9.395789063	2.348947266
6488	9/28/06 7:00	53980.027	53710.12891	53.71012891	13.42753223
6489	9/28/06 8:00	109849.305	109300.0547	109.3000547	27.32501367
6490	9/28/06 9:00	151251.53	150495.2656	150.4952656	37.62381641
6491	9/28/06 10:00	195412.16	194435.0938	194.4350938	48.60877344
6492	9/28/06 11:00	207010.28	205975.2344	205.9752344	51.49380859
6493	9/28/06 12:00	201631.77	200623.6094	200.6236094	50.15590234
6494	9/28/06 13:00	197103.02	196117.5	196.1175	49.029375
6495	9/28/06 14:00	151616.38	150858.2969	150.8582969	37.71457422
6496	9/28/06 15:00	123123.22	122507.6016	122.5076016	30.62690039
6497	9/28/06 16:00	60179.05	59878.15625	59.87815625	14.96953906
6498	9/28/06 17:00	7261.2036	7224.897461	7.224897461	1.806224365
6499	9/28/06 18:00		0	0	0
6500	9/28/06 19:00		0	0	0
6501	9/28/06 20:00		0	0	0
6502	9/28/06 21:00		0	0	0
6503	9/28/06 22:00		0	0	0
6504	9/28/06 23:00		0	0	0
6505	9/29/06 0:00		0	0	0
6506	9/29/06 1:00		0	0	0
6507	9/29/06 2:00		0	0	0
6508	9/29/06 3:00		0	0	0
6509	9/29/06 4:00		0	0	0
6510	9/29/06 5:00		0	0	0
6511	9/29/06 6:00	9497.24	9449.753906	9.449753906	2.362438477
6512	9/29/06 7:00	54051.14	53780.88281	53.78088281	13.4452207
6513	9/29/06 8:00	108600.25	108057.25	108.05725	27.0143125
6514	9/29/06 9:00	157690.56	156902.1094	156.9021094	39.22552734
6515	9/29/06 10:00	191408.67	190451.625	190.451625	47.61290625
6516	9/29/06 11:00	207627.89	206589.75	206.58975	51.6474375
6517	9/29/06 12:00	207193.31	206157.3438	206.1573438	51.53933594
6518	9/29/06 13:00	198034.75	197044.5781	197.0445781	49.26114453
6519	9/29/06 14:00	163460.92	162643.625	162.643625	40.66090625
6520	9/29/06 15:00	107116.234	106580.6484	106.5806484	26.64516211
6521	9/29/06 16:00	63467.984	63150.64453	63.15064453	15.78766113
6522	9/29/06 17:00	6832.778	6798.61377	6.79861377	1.699653442
6523	9/29/06 18:00		0	0	0
6524	9/29/06 19:00		0	0	0
6525	9/29/06 20:00		0	0	0
6526	9/29/06 21:00		0	0	0
6527	9/29/06 22:00		0	0	0
6528	9/29/06 23:00		0	0	0
6529	9/30/06 0:00		0	0	0
6530	9/30/06 1:00		0	0	0
6531	9/30/06 2:00		0	0	0
6532	9/30/06 3:00		0	0	0
6533	9/30/06 4:00		0	0	0
6534	9/30/06 5:00		0	0	0
6535	9/30/06 6:00	8941.17	8896.463867	8.896463867	2.224115967
6536	9/30/06 7:00	51116.758	50861.17578	50.86117578	12.71529395
6537	9/30/06 8:00	105114.17	104588.6016	104.5886016	26.14715039
6538	9/30/06 9:00	146930.47	146195.8125	146.1958125	36.54895313
6539	9/30/06 10:00	178885.28	177990.8594	177.9908594	44.49771484
6540	9/30/06 11:00	155816.52	155037.4375	155.0374375	38.75935938
6541	9/30/06 12:00	45998.555	45768.5625	45.7685625	11.44214063
6542	9/30/06 13:00	75497.4	75119.91406	75.11991406	18.77997852
6543	9/30/06 14:00	61620.285	61312.18359	61.31218359	15.3280459
6544	9/30/06 15:00	94026.87	93556.73438	93.55673438	23.38918359
6545	9/30/06 16:00	61679.08	61370.67969	61.37067969	15.34266992
6546	9/30/06 17:00	7871.3096	7831.953125	7.831953125	1.957988281
6547	9/30/06 18:00		0	0	0
6548	9/30/06 19:00		0	0	0
6549	9/30/06 20:00		0	0	0
6550	9/30/06 21:00		0	0	0
6551	9/30/06 22:00		0	0	0
6552	9/30/06 23:00		0	0	0
6553	10/1/09 0:00		0	0	0

6554	10/1/09 1:00	0	0	0
6555	10/1/09 2:00	0	0	0
6556	10/1/09 3:00	0	0	0
6557	10/1/09 4:00	0	0	0
6558	10/1/09 5:00	0	0	0
6559	10/1/09 6:00	8226.432	8185.299316	8.185299316 2.046324829
6560	10/1/09 7:00	53193.82	52927.84766	52.92784766 13.23196191
6561	10/1/09 8:00	107649.11	107110.8594	107.1108594 26.77771484
6562	10/1/09 9:00	157834.58	157045.4063	157.0454063 39.26135156
6563	10/1/09 10:00	195591.17	194613.2188	194.6132188 48.65330469
6564	10/1/09 11:00	214090.03	213019.5781	213.0195781 53.25489453
6565	10/1/09 12:00	209762.4	208713.5938	208.7135938 52.17839844
6566	10/1/09 13:00	199575.36	198577.4844	198.5774844 49.64437109
6567	10/1/09 14:00	167551.61	166713.8594	166.7138594 41.67846484
6568	10/1/09 15:00	120105.02	119504.5	119.5045 29.876125
6569	10/1/09 16:00	54265.586	53994.25781	53.99425781 13.49856445
6570	10/1/09 17:00	5735.68	5707.001953	5.707001953 1.426750488
6571	10/1/09 18:00	0	0	0
6572	10/1/09 19:00	0	0	0
6573	10/1/09 20:00	0	0	0
6574	10/1/09 21:00	0	0	0
6575	10/1/09 22:00	0	0	0
6576	10/1/09 23:00	0	0	0
6577	10/2/09 0:00	0	0	0
6578	10/2/09 1:00	0	0	0
6579	10/2/09 2:00	0	0	0
6580	10/2/09 3:00	0	0	0
6581	10/2/09 4:00	0	0	0
6582	10/2/09 5:00	0	0	0
6583	10/2/09 6:00	7914.3867	7874.814453	7.874814453 1.968703613
6584	10/2/09 7:00	51306.06	51049.52734	51.04952734 12.76238184
6585	10/2/09 8:00	108889.17	108344.7266	108.3447266 27.08618164
6586	10/2/09 9:00	157564.11	156776.2813	156.7762813 39.19407031
6587	10/2/09 10:00	194209.17	193238.125	193.238125 48.30953125
6588	10/2/09 11:00	213054.19	211988.9063	211.9889063 52.99722656
6589	10/2/09 12:00	215805.45	214726.4219	214.7264219 53.68160547
6590	10/2/09 13:00	201430.45	200423.2969	200.4232969 50.10582422
6591	10/2/09 14:00	169133.84	168288.1719	168.2881719 42.07204297
6592	10/2/09 15:00	117168.164	116582.3281	116.5823281 29.14558203
6593	10/2/09 16:00	50497.105	50244.61719	50.24461719 12.5611543
6594	10/2/09 17:00	4712.887	4689.322754	4.689322754 1.172330688
6595	10/2/09 18:00	0	0	0
6596	10/2/09 19:00	0	0	0
6597	10/2/09 20:00	0	0	0
6598	10/2/09 21:00	0	0	0
6599	10/2/09 22:00	0	0	0
6600	10/2/09 23:00	0	0	0
6601	10/3/09 0:00	0	0	0
6602	10/3/09 1:00	0	0	0
6603	10/3/09 2:00	0	0	0
6604	10/3/09 3:00	0	0	0
6605	10/3/09 4:00	0	0	0
6606	10/3/09 5:00	0	0	0
6607	10/3/09 6:00	7420.976	7383.871582	7.383871582 1.845967896
6608	10/3/09 7:00	52583.438	52320.51953	52.32051953 13.08012988
6609	10/3/09 8:00	110395.92	109843.9453	109.8439453 27.46098633
6610	10/3/09 9:00	157989.73	157199.7813	157.1997813 39.29994531
6611	10/3/09 10:00	196525.45	195542.8281	195.5428281 48.88570703
6612	10/3/09 11:00	213548.94	212481.1875	212.4811875 53.12029688
6613	10/3/09 12:00	217883.64	216794.2188	216.7942188 54.19855469
6614	10/3/09 13:00	205472.06	204444.7031	204.4447031 51.11117578
6615	10/3/09 14:00	172248.78	171387.5469	171.3875469 42.84688672
6616	10/3/09 15:00	120339.2	119737.5078	119.7375078 29.93437695
6617	10/3/09 16:00	54059.645	53789.34766	53.78934766 13.44733691
6618	10/3/09 17:00	4435.66	4413.481934	4.413481934 1.103370483
6619	10/3/09 18:00	0	0	0
6620	10/3/09 19:00	0	0	0
6621	10/3/09 20:00	0	0	0
6622	10/3/09 21:00	0	0	0
6623	10/3/09 22:00	0	0	0
6624	10/3/09 23:00	0	0	0
6625	10/4/09 0:00	0	0	0
6626	10/4/09 1:00	0	0	0
6627	10/4/09 2:00	0	0	0
6628	10/4/09 3:00	0	0	0
6629	10/4/09 4:00	0	0	0
6630	10/4/09 5:00	0	0	0
6631	10/4/09 6:00	6823.3926	6789.275391	6.789275391 1.697318848
6632	10/4/09 7:00	51371.555	51114.69922	51.11469922 12.7786748
6633	10/4/09 8:00	110314.66	109763.0859	109.7630859 27.44077148
6634	10/4/09 9:00	159309.84	158513.2969	158.5132969 39.62832422
6635	10/4/09 10:00	196761.75	195777.9375	195.7779375 48.94448438
6636	10/4/09 11:00	216284.64	215203.2188	215.2032188 53.80080469
6637	10/4/09 12:00	177780.86	176891.9531	176.8919531 44.22298828
6638	10/4/09 13:00	202627.06	201613.9375	201.6139375 50.40348438
6639	10/4/09 14:00	167182.17	166346.25	166.34625 41.5865625
6640	10/4/09 15:00	117349.88	116763.1328	116.7631328 29.1907832
6641	10/4/09 16:00	47056.86	46821.57422	46.82157422 11.70539355
6642	10/4/09 17:00	3107.326	3091.789307	3.091789307 0.7729473267
6643	10/4/09 18:00	0	0	0
6644	10/4/09 19:00	0	0	0
6645	10/4/09 20:00	0	0	0
6646	10/4/09 21:00	0	0	0
6647	10/4/09 22:00	0	0	0
6648	10/4/09 23:00	0	0	0

6649	10/5/09 0:00	0	0	0
6650	10/5/09 1:00	0	0	0
6651	10/5/09 2:00	0	0	0
6652	10/5/09 3:00	0	0	0
6653	10/5/09 4:00	0	0	0
6654	10/5/09 5:00	0	0	0
6655	10/5/09 6:00	6554.1504	6521.379395	6.521379395
6656	10/5/09 7:00	50211.254	49960.19531	49.96019531
6657	10/5/09 8:00	104662.24	104138.9297	104.1389297
6658	10/5/09 9:00	156775.58	155991.7031	155.9917031
6659	10/5/09 10:00	195002.12	194027.1094	194.0271094
6660	10/5/09 11:00	216826.9	215742.7656	215.7427656
6661	10/5/09 12:00	213866.38	212797.0469	212.7970469
6662	10/5/09 13:00	201068.69	200063.3438	200.0633438
6663	10/5/09 14:00	165520.94	164693.3281	164.6933281
6664	10/5/09 15:00	112695.42	112131.9453	112.1319453
6665	10/5/09 16:00	51874.527	51615.15234	51.61515234
6666	10/5/09 17:00	2754.0598	2740.289551	2.740289551
6667	10/5/09 18:00		0	0
6668	10/5/09 19:00		0	0
6669	10/5/09 20:00		0	0
6670	10/5/09 21:00		0	0
6671	10/5/09 22:00		0	0
6672	10/5/09 23:00		0	0
6673	10/6/09 0:00		0	0
6674	10/6/09 1:00		0	0
6675	10/6/09 2:00		0	0
6676	10/6/09 3:00		0	0
6677	10/6/09 4:00		0	0
6678	10/6/09 5:00		0	0
6679	10/6/09 6:00	6123.7407	6093.12207	6.09312207
6680	10/6/09 7:00	48871.465	48627.10938	48.62710938
6681	10/6/09 8:00	105818.945	105289.8516	105.2898516
6682	10/6/09 9:00	151176.89	150421	150.421
6683	10/6/09 10:00	188397.64	187455.6563	187.4556563
6684	10/6/09 11:00	209969.72	208919.875	208.919875
6685	10/6/09 12:00	208268.12	207226.7813	207.2267813
6686	10/6/09 13:00	193360.88	192394.0781	192.3940781
6687	10/6/09 14:00	164152.75	163331.9844	163.3319844
6688	10/6/09 15:00	115306.57	114730.0391	114.7300391
6689	10/6/09 16:00	53717.54	53448.95313	53.44895313
6690	10/6/09 17:00	2418.6392	2406.545898	2.406545898
6691	10/6/09 18:00		0	0
6692	10/6/09 19:00		0	0
6693	10/6/09 20:00		0	0
6694	10/6/09 21:00		0	0
6695	10/6/09 22:00		0	0
6696	10/6/09 23:00		0	0
6697	10/7/09 0:00		0	0
6698	10/7/09 1:00		0	0
6699	10/7/09 2:00		0	0
6700	10/7/09 3:00		0	0
6701	10/7/09 4:00		0	0
6702	10/7/09 5:00		0	0
6703	10/7/09 6:00	5509.2876	5481.741211	5.481741211
6704	10/7/09 7:00	48405.633	48163.60547	48.16360547
6705	10/7/09 8:00	104708.62	104185.0781	104.1850781
6706	10/7/09 9:00	151246.5	150490.2656	150.4902656
6707	10/7/09 10:00	187876.81	186937.4375	186.9374375
6708	10/7/09 11:00	207079.53	206044.1406	206.0441406
6709	10/7/09 12:00	189956.23	189006.4531	189.0064531
6710	10/7/09 13:00	194397.78	193425.7969	193.4257969
6711	10/7/09 14:00	158711.28	157917.7188	157.9177188
6712	10/7/09 15:00	113464.305	112896.9844	112.8969844
6713	10/7/09 16:00	43619.668	43401.57031	43.40157031
6714	10/7/09 17:00	1277.2354	1270.849121	1.270849121
6715	10/7/09 18:00		0	0
6716	10/7/09 19:00		0	0
6717	10/7/09 20:00		0	0
6718	10/7/09 21:00		0	0
6719	10/7/09 22:00		0	0
6720	10/7/09 23:00		0	0
6721	10/8/09 0:00		0	0
6722	10/8/09 1:00		0	0
6723	10/8/09 2:00		0	0
6724	10/8/09 3:00		0	0
6725	10/8/09 4:00		0	0
6726	10/8/09 5:00		0	0
6727	10/8/09 6:00	5284.82	5258.395508	5.258395508
6728	10/8/09 7:00	45414.78	45187.70703	45.18770703
6729	10/8/09 8:00	103378.97	102862.0703	102.8620703
6730	10/8/09 9:00	151122.25	150366.6406	150.3666406
6731	10/8/09 10:00	188732.52	187788.8438	187.7888438
6732	10/8/09 11:00	203262.38	202246.0625	202.2460625
6733	10/8/09 12:00	196873.2	195888.8438	195.8888438
6734	10/8/09 13:00	191212.06	190256	190.256
6735	10/8/09 14:00	158651.92	157858.6563	157.8586563
6736	10/8/09 15:00	110609.62	110056.5703	110.0565703
6737	10/8/09 16:00	48034.242	47794.07031	47.79407031
6738	10/8/09 17:00	831.2785	827.1221313	0.8271221313
6739	10/8/09 18:00		0	0
6740	10/8/09 19:00		0	0
6741	10/8/09 20:00		0	0
6742	10/8/09 21:00		0	0
6743	10/8/09 22:00		0	0

6744	10/8/09 23:00	0	0	0
6745	10/9/09 0:00	0	0	0
6746	10/9/09 1:00	0	0	0
6747	10/9/09 2:00	0	0	0
6748	10/9/09 3:00	0	0	0
6749	10/9/09 4:00	0	0	0
6750	10/9/09 5:00	0	0	0
6751	10/9/09 6:00 4720.4536	4696.851563	4.696851563	1.174212891
6752	10/9/09 7:00 46237.1	46005.91797	46.00591797	11.50147949
6753	10/9/09 8:00 103330.914	102814.2578	102.8142578	25.70356445
6754	10/9/09 9:00 149917.53	149167.9375	149.1679375	37.29198438
6755	10/9/09 10:00 187824.25	186885.125	186.885125	46.72128125
6756	10/9/09 11:00 202664.58	201651.2656	201.6512656	50.41281641
6757	10/9/09 12:00 192304.97	191343.4531	191.3434531	47.83586328
6758	10/9/09 13:00 185875.97	184946.5938	184.9465938	46.23664844
6759	10/9/09 14:00 159464.56	158667.2344	158.6672344	39.66680859
6760	10/9/09 15:00 110683.04	110129.625	110.129625	27.53240625
6761	10/9/09 16:00 44719.18	44495.58203	44.49558203	11.12389551
6762	10/9/09 17:00 321.29718	319.6906738	0.3196906738	0.07992266846
6763	10/9/09 18:00	0	0	0
6764	10/9/09 19:00	0	0	0
6765	10/9/09 20:00	0	0	0
6766	10/9/09 21:00	0	0	0
6767	10/9/09 22:00	0	0	0
6768	10/9/09 23:00	0	0	0
6769	10/10/09 0:00	0	0	0
6770	10/10/09 1:00	0	0	0
6771	10/10/09 2:00	0	0	0
6772	10/10/09 3:00	0	0	0
6773	10/10/09 4:00	0	0	0
6774	10/10/09 5:00	0	0	0
6775	10/10/09 6:00 4139.904	4119.204102	4.119204102	1.029801025
6776	10/10/09 7:00 46124.734	45894.11328	45.89411328	11.47352832
6777	10/10/09 8:00 100442.414	99940.20313	99.94020313	24.98505078
6778	10/10/09 9:00 152063.45	151303.1406	151.3031406	37.82578516
6779	10/10/09 10:00 187583	186645.0938	186.6450938	46.66127344
6780	10/10/09 11:00 205453.86	204426.5938	204.4265938	51.10664844
6781	10/10/09 12:00 199127.78	198132.1563	198.1321563	49.53303906
6782	10/10/09 13:00 187924.98	186985.3594	186.9853594	46.74633984
6783	10/10/09 14:00 154375.98	153604.1094	153.6041094	38.40102734
6784	10/10/09 15:00 107627.87	107089.7266	107.0897266	26.77243164
6785	10/10/09 16:00 43744.676	43525.95313	43.52595313	10.88148828
6786	10/10/09 17:00 190.30284	189.3513336	0.1893513336	0.0473378334
6787	10/10/09 18:00	0	0	0
6788	10/10/09 19:00	0	0	0
6789	10/10/09 20:00	0	0	0
6790	10/10/09 21:00	0	0	0
6791	10/10/09 22:00	0	0	0
6792	10/10/09 23:00	0	0	0
6793	10/11/09 0:00	0	0	0
6794	10/11/09 1:00	0	0	0
6795	10/11/09 2:00	0	0	0
6796	10/11/09 3:00	0	0	0
6797	10/11/09 4:00	0	0	0
6798	10/11/09 5:00	0	0	0
6799	10/11/09 6:00 4008.0884	3988.047852	3.988047852	0.9970119629
6800	10/11/09 7:00 46554.13	46321.35547	46.32135547	11.58033887
6801	10/11/09 8:00 98192.586	97701.625	97.701625	24.42540625
6802	10/11/09 9:00 146672.7	145939.3438	145.9393438	36.48483594
6803	10/11/09 10:00 178087.17	177196.7344	177.1967344	44.29918359
6804	10/11/09 11:00 195944.75	194965.0313	194.9650313	48.74125781
6805	10/11/09 12:00 198237.73	197246.5469	197.2465469	49.31163672
6806	10/11/09 13:00 184556	183633.2188	183.6332188	45.90830469
6807	10/11/09 14:00 140087.61	139387.1719	139.3871719	34.84679297
6808	10/11/09 15:00 98306.52	97814.99219	97.81499219	24.45374805
6809	10/11/09 16:00 38778.71	38584.81641	38.58481641	9.646204102
6810	10/11/09 17:00 0	0	0	0
6811	10/11/09 18:00	0	0	0
6812	10/11/09 19:00	0	0	0
6813	10/11/09 20:00	0	0	0
6814	10/11/09 21:00	0	0	0
6815	10/11/09 22:00	0	0	0
6816	10/11/09 23:00	0	0	0
6817	10/12/09 0:00	0	0	0
6818	10/12/09 1:00	0	0	0
6819	10/12/09 2:00	0	0	0
6820	10/12/09 3:00	0	0	0
6821	10/12/09 4:00	0	0	0
6822	10/12/09 5:00	0	0	0
6823	10/12/09 6:00 3712.1875	3693.626709	3.693626709	0.9234066772
6824	10/12/09 7:00 37484.105	37296.68359	37.29668359	9.324170898
6825	10/12/09 8:00 73093.07	72727.60938	72.72760938	18.18190234
6826	10/12/09 9:00 57373.055	57086.19141	57.08619141	14.27154785
6827	10/12/09 10:00 88055.64	87615.36719	87.61536719	21.9038418
6828	10/12/09 11:00 54654.215	54380.94531	54.38094531	13.59523633
6829	10/12/09 12:00 58194.758	57903.78516	57.90378516	14.47594629
6830	10/12/09 13:00 46364.26	46132.4375	46.1324375	11.53310938
6831	10/12/09 14:00 70592.33	70239.35938	70.23935938	17.55983984
6832	10/12/09 15:00 32518.29	32355.69727	32.35569727	8.088924316
6833	10/12/09 16:00 5655.8623	5627.583008	5.627583008	1.406895752
6834	10/12/09 17:00 46.54879	46.31604385	0.04631604385	0.01157901096
6835	10/12/09 18:00	0	0	0
6836	10/12/09 19:00	0	0	0
6837	10/12/09 20:00	0	0	0
6838	10/12/09 21:00	0	0	0

6839	10/12/09 22:00	0	0	0
6840	10/12/09 23:00	0	0	0
6841	10/13/09 0:00	0	0	0
6842	10/13/09 1:00	0	0	0
6843	10/13/09 2:00	0	0	0
6844	10/13/09 3:00	0	0	0
6845	10/13/09 4:00	0	0	0
6846	10/13/09 5:00	0	0	0
6847	10/13/09 6:00 307.45764	305.9203491	0.3059203491	0.07648008728
6848	10/13/09 7:00 8145.3066	8104.580078	8.104580078	2.02614502
6849	10/13/09 8:00 21416.6	21309.51758	21.30951758	5.327379395
6850	10/13/09 9:00 24724.729	24601.10547	24.60110547	6.150276367
6851	10/13/09 10:00 31117.693	30962.10547	30.96210547	7.740526367
6852	10/13/09 11:00 35446.945	35269.71094	35.26971094	8.817427734
6853	10/13/09 12:00 37243.465	37057.24609	37.05724609	9.264311523
6854	10/13/09 13:00 31710.066	31551.51563	31.55151563	7.887878906
6855	10/13/09 14:00 24555.207	24432.43164	24.43243164	6.10810791
6856	10/13/09 15:00 24271.865	24150.50586	24.15050586	6.037626465
6857	10/13/09 16:00 21352.791	21246.02539	21.24602539	5.311506348
6858	10/13/09 17:00 426.3478	424.216095	0.424216095	0.1060540237
6859	10/13/09 18:00	0	0	0
6860	10/13/09 19:00	0	0	0
6861	10/13/09 20:00	0	0	0
6862	10/13/09 21:00	0	0	0
6863	10/13/09 22:00	0	0	0
6864	10/13/09 23:00	0	0	0
6865	10/14/09 0:00	0	0	0
6866	10/14/09 1:00	0	0	0
6867	10/14/09 2:00	0	0	0
6868	10/14/09 3:00	0	0	0
6869	10/14/09 4:00	0	0	0
6870	10/14/09 5:00	0	0	0
6871	10/14/09 6:00 2810.5188	2796.466064	2.796466064	0.6991165161
6872	10/14/09 7:00 24607.424	24484.38672	24.48438672	6.12109668
6873	10/14/09 8:00 96766.53	96282.69531	96.28269531	24.07067383
6874	10/14/09 9:00 118429.82	117837.6719	117.8376719	29.45941797
6875	10/14/09 10:00 68691.98	68348.51563	68.34851563	17.08712891
6876	10/14/09 11:00 126289.57	125658.125	125.658125	31.41453125
6877	10/14/09 12:00 54400.855	54128.85156	54.12885156	13.53221289
6878	10/14/09 13:00 60255.832	59954.55469	59.95455469	14.98863867
6879	10/14/09 14:00 55796.99	55518.00391	55.51800391	13.87950098
6880	10/14/09 15:00 50541.855	50289.14453	50.28914453	12.57228613
6881	10/14/09 16:00 39443.547	39246.32813	39.24632813	9.811582031
6882	10/14/09 17:00 518.29193	515.7005005	0.5157005005	0.1289251251
6883	10/14/09 18:00	0	0	0
6884	10/14/09 19:00	0	0	0
6885	10/14/09 20:00	0	0	0
6886	10/14/09 21:00	0	0	0
6887	10/14/09 22:00	0	0	0
6888	10/14/09 23:00	0	0	0
6889	10/15/09 0:00	0	0	0
6890	10/15/09 1:00	0	0	0
6891	10/15/09 2:00	0	0	0
6892	10/15/09 3:00	0	0	0
6893	10/15/09 4:00	0	0	0
6894	10/15/09 5:00	0	0	0
6895	10/15/09 6:00 1895.6279	1886.14978	1.88614978	0.4715374451
6896	10/15/09 7:00 35078.8	34903.40625	34.90340625	8.725851563
6897	10/15/09 8:00 93063.58	92598.25781	92.59825781	23.14956445
6898	10/15/09 9:00 143689.77	142971.3281	142.9713281	35.74283203
6899	10/15/09 10:00 179804.45	178905.4375	178.9054375	44.72635938
6900	10/15/09 11:00 198359.53	197367.7344	197.3677344	49.34193359
6901	10/15/09 12:00 200627.75	199624.6094	199.6246094	49.90615234
6902	10/15/09 13:00 182459.25	181546.9531	181.5469531	45.38673828
6903	10/15/09 14:00 97379.56	96892.66406	96.89266406	24.22316602
6904	10/15/09 15:00 90409.1	89957.05469	89.95705469	22.48926367
6905	10/15/09 16:00 35611.414	35433.35547	35.43335547	8.858338867
6906	10/15/09 17:00 107.313324	106.7767563	0.1067767563	0.02669418907
6907	10/15/09 18:00	0	0	0
6908	10/15/09 19:00	0	0	0
6909	10/15/09 20:00	0	0	0
6910	10/15/09 21:00	0	0	0
6911	10/15/09 22:00	0	0	0
6912	10/15/09 23:00	0	0	0
6913	10/16/09 0:00	0	0	0
6914	10/16/09 1:00	0	0	0
6915	10/16/09 2:00	0	0	0
6916	10/16/09 3:00	0	0	0
6917	10/16/09 4:00	0	0	0
6918	10/16/09 5:00	0	0	0
6919	10/16/09 6:00 1975.0205	1965.145386	1.965145386	0.4912863464
6920	10/16/09 7:00 39674.184	39475.8125	39.4758125	9.868953125
6921	10/16/09 8:00 91839.76	91380.5625	91.3805625	22.84514063
6922	10/16/09 9:00 142702.27	141988.75	141.98875	35.4971875
6923	10/16/09 10:00 177919.95	177030.3438	177.0303438	44.25758594
6924	10/16/09 11:00 196707.81	195724.2813	195.7242813	48.93107031
6925	10/16/09 12:00 198806.94	197812.9063	197.8129063	49.45322656
6926	10/16/09 13:00 181051.34	180146.0938	180.1460938	45.03652344
6927	10/16/09 14:00 147826.16	147087.0313	147.0870313	36.77175781
6928	10/16/09 15:00 98243.47	97752.25	97.75225	24.4380625
6929	10/16/09 16:00 37704.746	37516.22266	37.51622266	9.379055664
6930	10/16/09 17:00 105.59689	105.0689087	0.1050689087	0.02626722717
6931	10/16/09 18:00	0	0	0
6932	10/16/09 19:00	0	0	0
6933	10/16/09 20:00	0	0	0

6934	10/16/09 21:00	0	0	0
6935	10/16/09 22:00	0	0	0
6936	10/16/09 23:00	0	0	0
6937	10/17/09 0:00	0	0	0
6938	10/17/09 1:00	0	0	0
6939	10/17/09 2:00	0	0	0
6940	10/17/09 3:00	0	0	0
6941	10/17/09 4:00	0	0	0
6942	10/17/09 5:00	0	0	0
6943	10/17/09 6:00	1534.1633	1526.492554	1.526492554 0.3816231384
6944	10/17/09 7:00	37783.074	37594.15625	37.59415625 9.398539063
6945	10/17/09 8:00	90832.17	90378.00781	90.37800781 22.59450195
6946	10/17/09 9:00	139824.03	139124.9219	139.1249219 34.78123047
6947	10/17/09 10:00	168239.58	167398.3906	167.3983906 41.84959766
6948	10/17/09 11:00	191252.62	190296.3594	190.2963594 47.57408984
6949	10/17/09 12:00	180879.73	179975.3438	179.9753438 44.99383594
6950	10/17/09 13:00	166574.02	165741.1406	165.7411406 41.43528516
6951	10/17/09 14:00	143448.72	142731.4688	142.7314688 35.68286719
6952	10/17/09 15:00	61558.707	61250.91406	61.25091406 15.31272852
6953	10/17/09 16:00	31618.135	31460.04492	31.46004492 7.86501123
6954	10/17/09 17:00	118.69023	118.0967789	0.1180967789 0.02952419472
6955	10/17/09 18:00	0	0	0
6956	10/17/09 19:00	0	0	0
6957	10/17/09 20:00	0	0	0
6958	10/17/09 21:00	0	0	0
6959	10/17/09 22:00	0	0	0
6960	10/17/09 23:00	0	0	0
6961	10/18/09 0:00	0	0	0
6962	10/18/09 1:00	0	0	0
6963	10/18/09 2:00	0	0	0
6964	10/18/09 3:00	0	0	0
6965	10/18/09 4:00	0	0	0
6966	10/18/09 5:00	0	0	0
6967	10/18/09 6:00	734.8724	731.197998	0.731197998 0.1827994995
6968	10/18/09 7:00	40851.44	40647.18359	40.64718359 10.1617959
6969	10/18/09 8:00	91758.055	91299.26563	91.29926563 22.82481641
6970	10/18/09 9:00	56473.973	56191.60156	56.19160156 14.04790039
6971	10/18/09 10:00	113506.836	112939.2969	112.9392969 28.23482422
6972	10/18/09 11:00	77249.72	76863.46875	76.86346875 19.21586719
6973	10/18/09 12:00	114316.766	113745.1875	113.7451875 28.43629688
6974	10/18/09 13:00	29609.54	29461.49023	29.46149023 7.365372559
6975	10/18/09 14:00	22469.629	22357.2793	22.3572793 5.589319824
6976	10/18/09 15:00	18425.629	18333.5	18.3335 4.583375
6977	10/18/09 16:00	25100.15	24974.65039	24.97465039 6.243662598
6978	10/18/09 17:00	24.449947	24.32769775	0.02432769775 0.00608192443
6979	10/18/09 18:00	0	0	0
6980	10/18/09 19:00	0	0	0
6981	10/18/09 20:00	0	0	0
6982	10/18/09 21:00	0	0	0
6983	10/18/09 22:00	0	0	0
6984	10/18/09 23:00	0	0	0
6985	10/19/09 0:00	0	0	0
6986	10/19/09 1:00	0	0	0
6987	10/19/09 2:00	0	0	0
6988	10/19/09 3:00	0	0	0
6989	10/19/09 4:00	0	0	0
6990	10/19/09 5:00	0	0	0
6991	10/19/09 6:00	55.3881	55.11115646	0.05511115646 0.01377778912
6992	10/19/09 7:00	17561.877	17474.06836	17.47406836 4.36851709
6993	10/19/09 8:00	41965.508	41755.68359	41.75568359 10.4389209
6994	10/19/09 9:00	131361.08	130704.2656	130.7042656 32.67606641
6995	10/19/09 10:00	36869.21	36684.86328	36.68486328 9.17121582
6996	10/19/09 11:00	50272.965	50021.59766	50.02159766 12.50539941
6997	10/19/09 12:00	34986.277	34811.34766	34.81134766 8.702836914
6998	10/19/09 13:00	40930.164	40725.51563	40.72551563 10.18137891
6999	10/19/09 14:00	141377.64	140670.7656	140.6707656 35.16769141
7000	10/19/09 15:00	97693.62	97205.14844	97.20514844 24.30128711
7001	10/19/09 16:00	33888.938	33719.49609	33.71949609 8.429874023
7002	10/19/09 17:00	23.286911	23.17047691	0.02317047691 0.00579261922
7003	10/19/09 18:00	0	0	0
7004	10/19/09 19:00	0	0	0
7005	10/19/09 20:00	0	0	0
7006	10/19/09 21:00	0	0	0
7007	10/19/09 22:00	0	0	0
7008	10/19/09 23:00	0	0	0
7009	10/20/09 0:00	0	0	0
7010	10/20/09 1:00	0	0	0
7011	10/20/09 2:00	0	0	0
7012	10/20/09 3:00	0	0	0
7013	10/20/09 4:00	0	0	0
7014	10/20/09 5:00	0	0	0
7015	10/20/09 6:00	613.212	610.1459351	0.6101459351 0.1525364838
7016	10/20/09 7:00	36813.56	36629.49219	36.62949219 9.157373047
7017	10/20/09 8:00	90899.02	90444.53125	90.44453125 22.61113281
7018	10/20/09 9:00	141239.47	140533.2813	140.5332813 35.13332031
7019	10/20/09 10:00	174168.11	173297.2656	173.2972656 43.32431641
7020	10/20/09 11:00	195296.27	194319.7813	194.3197813 48.57994531
7021	10/20/09 12:00	194737.38	193763.6875	193.7636875 48.44092188
7022	10/20/09 13:00	177869.45	176980.1094	176.9801094 44.24502734
7023	10/20/09 14:00	144079.38	143358.9844	143.3589844 35.83974609
7024	10/20/09 15:00	95003.836	94528.82031	94.52882031 23.63220508
7025	10/20/09 16:00	29183.049	29037.13281	29.03713281 7.259283203
7026	10/20/09 17:00	0	0	0
7027	10/20/09 18:00	0	0	0
7028	10/20/09 19:00	0	0	0

7029	10/20/09 20:00	0	0	0
7030	10/20/09 21:00	0	0	0
7031	10/20/09 22:00	0	0	0
7032	10/20/09 23:00	0	0	0
7033	10/21/09 0:00	0	0	0
7034	10/21/09 1:00	0	0	0
7035	10/21/09 2:00	0	0	0
7036	10/21/09 3:00	0	0	0
7037	10/21/09 4:00	0	0	0
7038	10/21/09 5:00	0	0	0
7039	10/21/09 6:00	542.13654	539.4258423	0.5394258423 0.1348564606
7040	10/21/09 7:00	20883.725	20779.30469	20.77930469 5.194826172
7041	10/21/09 8:00	77542.55	77154.83594	77.15483594 19.28870898
7042	10/21/09 9:00	131011.97	130356.9063	130.3569063 32.58922656
7043	10/21/09 10:00	172346.17	171484.4531	171.4844531 42.87111328
7044	10/21/09 11:00	193421.7	192454.5938	192.4545938 48.11364844
7045	10/21/09 12:00	193981.36	193011.4531	193.0114531 48.25286328
7046	10/21/09 13:00	177748.81	176860.0625	176.8600625 44.21501563
7047	10/21/09 14:00	140333.94	139632.2656	139.6322656 34.90806641
7048	10/21/09 15:00	89607.484	89159.44531	89.15944531 22.28986133
7049	10/21/09 16:00	23143.754	23028.03516	23.02803516 5.757008789
7050	10/21/09 17:00	51.56708	51.30924606	0.05130924606 0.01282731152
7051	10/21/09 18:00	0	0	0
7052	10/21/09 19:00	0	0	0
7053	10/21/09 20:00	0	0	0
7054	10/21/09 21:00	0	0	0
7055	10/21/09 22:00	0	0	0
7056	10/21/09 23:00	0	0	0
7057	10/22/09 0:00	0	0	0
7058	10/22/09 1:00	0	0	0
7059	10/22/09 2:00	0	0	0
7060	10/22/09 3:00	0	0	0
7061	10/22/09 4:00	0	0	0
7062	10/22/09 5:00	0	0	0
7063	10/22/09 6:00	80.92613	80.52149963	0.08052149963 0.02013037491
7064	10/22/09 7:00	33412.11	33245.04688	33.24504688 8.311261719
7065	10/22/09 8:00	87334.09	86897.42188	86.89742188 21.72435547
7066	10/22/09 9:00	135053.7	134378.4219	134.3784219 33.59460547
7067	10/22/09 10:00	172588.23	171725.2969	171.7252969 42.93132422
7068	10/22/09 11:00	192248.67	191287.4219	191.2874219 47.82185547
7069	10/22/09 12:00	192427.25	191465.125	191.465125 47.86628125
7070	10/22/09 13:00	174950.3	174075.5469	174.0755469 43.51888672
7071	10/22/09 14:00	140546.84	139844.1094	139.8441094 34.96102734
7072	10/22/09 15:00	88953.586	88508.82031	88.50882031 22.12720508
7073	10/22/09 16:00	29120.168	28974.56641	28.97456641 7.243641602
7074	10/22/09 17:00	18.339758	18.24805832	0.01824805832 0.00456201458
7075	10/22/09 18:00	0	0	0
7076	10/22/09 19:00	0	0	0
7077	10/22/09 20:00	0	0	0
7078	10/22/09 21:00	0	0	0
7079	10/22/09 22:00	0	0	0
7080	10/22/09 23:00	0	0	0
7081	10/23/09 0:00	0	0	0
7082	10/23/09 1:00	0	0	0
7083	10/23/09 2:00	0	0	0
7084	10/23/09 3:00	0	0	0
7085	10/23/09 4:00	0	0	0
7086	10/23/09 5:00	0	0	0
7087	10/23/09 6:00	126.206535	125.5755005	0.1255755005 0.03139387512
7088	10/23/09 7:00	34078.23	33907.83984	33.90783984 8.476959961
7089	10/23/09 8:00	86386.01	85954.07813	85.95407813 21.48851953
7090	10/23/09 9:00	134761.44	134087.6406	134.0876406 33.52191016
7091	10/23/09 10:00	166899.39	166064.8906	166.0648906 41.51622266
7092	10/23/09 11:00	188627.73	187684.5938	187.6845938 46.92114844
7093	10/23/09 12:00	188110.72	187170.1563	187.1701563 46.79253906
7094	10/23/09 13:00	167990.62	167150.6719	167.1506719 41.78766797
7095	10/23/09 14:00	137207.83	136521.7813	136.5217813 34.13044531
7096	10/23/09 15:00	82261.375	81850.0625	81.8500625 20.46251563
7097	10/23/09 16:00	22741.021	22627.31641	22.62731641 5.656829102
7098	10/23/09 17:00	51.92133	51.66172409	0.05166172409 0.01291543102
7099	10/23/09 18:00	0	0	0
7100	10/23/09 19:00	0	0	0
7101	10/23/09 20:00	0	0	0
7102	10/23/09 21:00	0	0	0
7103	10/23/09 22:00	0	0	0
7104	10/23/09 23:00	0	0	0
7105	10/24/09 0:00	0	0	0
7106	10/24/09 1:00	0	0	0
7107	10/24/09 2:00	0	0	0
7108	10/24/09 3:00	0	0	0
7109	10/24/09 4:00	0	0	0
7110	10/24/09 5:00	0	0	0
7111	10/24/09 6:00	2.003598	1.993580103	0.001993580103 0.000498395021
7112	10/24/09 7:00	31782.916	31624.00195	31.62400195 7.960000488
7113	10/24/09 8:00	82564.48	82151.65625	82.15165625 20.53791406
7114	10/24/09 9:00	132267.55	131606.2031	131.6062031 32.90155078
7115	10/24/09 10:00	167396.7	166559.7188	166.5597188 41.63992969
7116	10/24/09 11:00	186545.12	185612.3906	185.6123906 46.40309766
7117	10/24/09 12:00	186182.56	185251.6406	185.2516406 46.31291016
7118	10/24/09 13:00	169384.88	168537.9375	168.5379375 42.13448438
7119	10/24/09 14:00	131942.98	131283.2813	131.2832813 32.82082031
7120	10/24/09 15:00	80355.055	79953.28125	79.95328125 19.98832031
7121	10/24/09 16:00	19555.44	19457.66211	19.45766211 4.864415527
7122	10/24/09 17:00	0	0	0
7123	10/24/09 18:00	0	0	0

7124	10/24/09 19:00	0	0	0
7125	10/24/09 20:00	0	0	0
7126	10/24/09 21:00	0	0	0
7127	10/24/09 22:00	0	0	0
7128	10/24/09 23:00	0	0	0
7129	10/25/09 0:00	0	0	0
7130	10/25/09 1:00	0	0	0
7131	10/25/09 2:00	0	0	0
7132	10/25/09 3:00	0	0	0
7133	10/25/09 4:00	0	0	0
7134	10/25/09 5:00	0	0	0
7135	10/25/09 6:00	0	0	0
7136	10/25/09 7:00	31228.926	31072.78125	31.07278125 7.768195313
7137	10/25/09 8:00	84626.836	84203.70313	84.20370313 21.05092578
7138	10/25/09 9:00	131126.77	130471.1328	130.4711328 32.6177832
7139	10/25/09 10:00	158856.81	158062.5313	158.0625313 39.51563281
7140	10/25/09 11:00	179950.5	179050.75	179.05075 44.7626875
7141	10/25/09 12:00	187396.83	186459.8438	186.4598438 46.61496094
7142	10/25/09 13:00	167770.27	166931.4063	166.9314063 41.73285156
7143	10/25/09 14:00	120225.17	119624.0469	119.6240469 29.90601172
7144	10/25/09 15:00	79058.2	78662.91406	78.66291406 19.66572852
7145	10/25/09 16:00	13869.307	13799.95996	13.79995996 3.44998999
7146	10/25/09 17:00	0	0	0 0
7147	10/25/09 18:00	0	0	0 0
7148	10/25/09 19:00	0	0	0 0
7149	10/25/09 20:00	0	0	0 0
7150	10/25/09 21:00	0	0	0 0
7151	10/25/09 22:00	0	0	0 0
7152	10/25/09 23:00	0	0	0 0
7153	10/26/09 0:00	0	0	0 0
7154	10/26/09 1:00	0	0	0 0
7155	10/26/09 2:00	0	0	0 0
7156	10/26/09 3:00	0	0	0 0
7157	10/26/09 4:00	0	0	0 0
7158	10/26/09 5:00	0	0	0 0
7159	10/26/09 6:00	0	0	0 0
7160	10/26/09 7:00	32201.184	32040.17773	32.04017773 8.010044434
7161	10/26/09 8:00	82258.61	81847.32031	81.84732031 20.46183008
7162	10/26/09 9:00	130378.74	129726.8438	129.7268438 32.43171094
7163	10/26/09 10:00	161371.69	160564.8281	160.5648281 40.14120703
7164	10/26/09 11:00	183774.12	182855.25	182.85525 45.7138125
7165	10/26/09 12:00	183646.94	182728.7031	182.7287031 45.68217578
7166	10/26/09 13:00	166955.31	166120.5313	166.1205313 41.53013281
7167	10/26/09 14:00	132380.3	131718.3906	131.7183906 32.92959766
7168	10/26/09 15:00	85542.62	85114.90625	85.11490625 21.27872656
7169	10/26/09 16:00	21000.285	20895.2832	20.8952832 5.223820801
7170	10/26/09 17:00	0	0	0 0
7171	10/26/09 18:00	0	0	0 0
7172	10/26/09 19:00	0	0	0 0
7173	10/26/09 20:00	0	0	0 0
7174	10/26/09 21:00	0	0	0 0
7175	10/26/09 22:00	0	0	0 0
7176	10/26/09 23:00	0	0	0 0
7177	10/27/09 0:00	0	0	0 0
7178	10/27/09 1:00	0	0	0 0
7179	10/27/09 2:00	0	0	0 0
7180	10/27/09 3:00	0	0	0 0
7181	10/27/09 4:00	0	0	0 0
7182	10/27/09 5:00	0	0	0 0
7183	10/27/09 6:00	0	0	0 0
7184	10/27/09 7:00	28990.94	28845.98438	28.84598438 7.211496094
7185	10/27/09 8:00	81075.96	80670.58594	80.67058594 20.16764648
7186	10/27/09 9:00	117704.4	117115.8828	117.1158828 29.2789707
7187	10/27/09 10:00	141530.94	140823.2813	140.8232813 35.20582031
7188	10/27/09 11:00	157949.31	157159.5625	157.1595625 39.28989063
7189	10/27/09 12:00	186264.36	185333.0469	185.3330469 46.33326172
7190	10/27/09 13:00	171592.81	170734.8594	170.7348594 42.68371484
7191	10/27/09 14:00	124634.12	124010.9453	124.0109453 31.00273633
7192	10/27/09 15:00	76682.94	76299.52344	76.29952344 19.07488086
7193	10/27/09 16:00	20404.83	20302.80664	20.30280664 5.07570166
7194	10/27/09 17:00	0	0	0 0
7195	10/27/09 18:00	0	0	0 0
7196	10/27/09 19:00	0	0	0 0
7197	10/27/09 20:00	0	0	0 0
7198	10/27/09 21:00	0	0	0 0
7199	10/27/09 22:00	0	0	0 0
7200	10/27/09 23:00	0	0	0 0
7201	10/28/09 0:00	0	0	0 0
7202	10/28/09 1:00	0	0	0 0
7203	10/28/09 2:00	0	0	0 0
7204	10/28/09 3:00	0	0	0 0
7205	10/28/09 4:00	0	0	0 0
7206	10/28/09 5:00	0	0	0 0
7207	10/28/09 6:00	235.43365	234.256485	0.234256485 0.05856412125
7208	10/28/09 7:00	30010.852	29860.79688	29.86079688 7.465199219
7209	10/28/09 8:00	82993.86	82578.89063	82.57889063 20.64472266
7210	10/28/09 9:00	131616.28	130958.1953	130.9581953 32.73954883
7211	10/28/09 10:00	168315.11	167473.5313	167.4735313 41.86838281
7212	10/28/09 11:00	185228.92	184302.7656	184.3027656 46.07569141
7213	10/28/09 12:00	189816.7	188867.625	188.867625 47.21690625
7214	10/28/09 13:00	168081.44	167241.0313	167.2410313 41.81025781
7215	10/28/09 14:00	133956.56	133286.7813	133.2867813 33.32169531
7216	10/28/09 15:00	78158.984	77768.1875	77.7681875 19.44204688
7217	10/28/09 16:00	8343.373	8301.65625	8.30165625 2.075414063
7218	10/28/09 17:00	0	0	0 0

7219	10/28/09 18:00	0	0	0
7220	10/28/09 19:00	0	0	0
7221	10/28/09 20:00	0	0	0
7222	10/28/09 21:00	0	0	0
7223	10/28/09 22:00	0	0	0
7224	10/28/09 23:00	0	0	0
7225	10/29/09 0:00	0	0	0
7226	10/29/09 1:00	0	0	0
7227	10/29/09 2:00	0	0	0
7228	10/29/09 3:00	0	0	0
7229	10/29/09 4:00	0	0	0
7230	10/29/09 5:00	0	0	0
7231	10/29/09 6:00	130.48947	129.8370209	0.1298370209 0.03245925522
7232	10/29/09 7:00	28670.502	28527.14844	28.52714844 7.131787109
7233	10/29/09 8:00	80781.12	80377.21094	80.37721094 20.09430273
7234	10/29/09 9:00	130349.18	129697.4375	129.6974375 32.42435938
7235	10/29/09 10:00	164618.42	163795.3281	163.7953281 40.94883203
7236	10/29/09 11:00	185234.7	184308.5313	184.3085313 46.07713281
7237	10/29/09 12:00	182116.72	181206.1406	181.2061406 45.30153516
7238	10/29/09 13:00	163826.92	163007.7813	163.0077813 40.75194531
7239	10/29/09 14:00	123214.87	122598.7891	122.5987891 30.64969727
7240	10/29/09 15:00	50860.97	50606.66406	50.60666406 12.65166602
7241	10/29/09 16:00	5396.0254	5369.04541	5.36904541 1.342261353
7242	10/29/09 17:00	0	0	0
7243	10/29/09 18:00	0	0	0
7244	10/29/09 19:00	0	0	0
7245	10/29/09 20:00	0	0	0
7246	10/29/09 21:00	0	0	0
7247	10/29/09 22:00	0	0	0
7248	10/29/09 23:00	0	0	0
7249	10/30/09 0:00	0	0	0
7250	10/30/09 1:00	0	0	0
7251	10/30/09 2:00	0	0	0
7252	10/30/09 3:00	0	0	0
7253	10/30/09 4:00	0	0	0
7254	10/30/09 5:00	0	0	0
7255	10/30/09 6:00	36.542263	36.35955048	0.03635955048 0.009089887615
7256	10/30/09 7:00	27408.111	27271.07031	27.27107031 6.817767578
7257	10/30/09 8:00	78671.47	78278.10938	78.27810938 19.56952734
7258	10/30/09 9:00	126246.055	125614.8281	125.6148281 31.40370703
7259	10/30/09 10:00	161042.3	160237.0938	160.2370938 40.05927344
7260	10/30/09 11:00	179331.3	178434.6406	178.4346406 44.60866016
7261	10/30/09 12:00	179700.61	178802.1094	178.8021094 44.70052734
7262	10/30/09 13:00	162553.61	161740.8438	161.7408438 40.43521094
7263	10/30/09 14:00	129467.695	128820.3516	128.8203516 32.20508789
7264	10/30/09 15:00	79814.66	79415.57813	79.41557813 19.85389453
7265	10/30/09 16:00	21572.367	21464.50391	21.46450391 5.366125977
7266	10/30/09 17:00	0	0	0
7267	10/30/09 18:00	0	0	0
7268	10/30/09 19:00	0	0	0
7269	10/30/09 20:00	0	0	0
7270	10/30/09 21:00	0	0	0
7271	10/30/09 22:00	0	0	0
7272	10/30/09 23:00	0	0	0
7273	10/31/09 0:00	0	0	0
7274	10/31/09 1:00	0	0	0
7275	10/31/09 2:00	0	0	0
7276	10/31/09 3:00	0	0	0
7277	10/31/09 4:00	0	0	0
7278	10/31/09 5:00	0	0	0
7279	10/31/09 6:00	166.32797	165.4963379	0.1654963379 0.04137408447
7280	10/31/09 7:00	24395.51	24273.5332	24.2735332 6.068383301
7281	10/31/09 8:00	77729.055	77340.41406	77.34041406 19.33510352
7282	10/31/09 9:00	125138.85	124513.1563	124.5131563 31.12828906
7283	10/31/09 10:00	158102.9	157312.3906	157.3123906 39.32809766
7284	10/31/09 11:00	178579.17	177686.2813	177.6862813 44.42157031
7285	10/31/09 12:00	177603.88	176715.8594	176.7158594 44.17896484
7286	10/31/09 13:00	161460.02	160652.7188	160.6527188 40.16317969
7287	10/31/09 14:00	126570.58	125937.7188	125.9377188 31.48442969
7288	10/31/09 15:00	76265.26	75883.92969	75.88392969 18.97098242
7289	10/31/09 16:00	20096.21	19995.72852	19.99572852 4.998932129
7290	10/31/09 17:00	0	0	0
7291	10/31/09 18:00	0	0	0
7292	10/31/09 19:00	0	0	0
7293	10/31/09 20:00	0	0	0
7294	10/31/09 21:00	0	0	0
7295	10/31/09 22:00	0	0	0
7296	10/31/09 23:00	0	0	0
7297	11/1/99 0:00	0	0	0
7298	11/1/99 1:00	0	0	0
7299	11/1/99 2:00	0	0	0
7300	11/1/99 3:00	0	0	0
7301	11/1/99 4:00	0	0	0
7302	11/1/99 5:00	0	0	0
7303	11/1/99 6:00	37.533382	37.34571457	0.03734571457 0.009336428642
7304	11/1/99 7:00	25467.375	25340.03711	25.34003711 6.335009277
7305	11/1/99 8:00	75019.84	74644.74219	74.64474219 18.66118555
7306	11/1/99 9:00	119481.91	118884.4922	118.8844922 29.72112305
7307	11/1/99 10:00	154920.42	154145.8125	154.1458125 38.53645313
7308	11/1/99 11:00	172075.12	171214.75	171.21475 42.8036875
7309	11/1/99 12:00	168342.28	167500.5625	167.5005625 41.87514063
7310	11/1/99 13:00	156141.52	155360.8125	155.3608125 38.84020313
7311	11/1/99 14:00	120140.71	119540.0078	119.5400078 29.88500195
7312	11/1/99 15:00	73033.83	72668.65625	72.66865625 18.16716406
7313	11/1/99 16:00	19101.023	19005.51758	19.00551758 4.751379395

7314	11/1/99 17:00		0	0	0
7315	11/1/99 18:00		0	0	0
7316	11/1/99 19:00		0	0	0
7317	11/1/99 20:00		0	0	0
7318	11/1/99 21:00		0	0	0
7319	11/1/99 22:00		0	0	0
7320	11/1/99 23:00		0	0	0
7321	11/2/99 0:00		0	0	0
7322	11/2/99 1:00		0	0	0
7323	11/2/99 2:00		0	0	0
7324	11/2/99 3:00		0	0	0
7325	11/2/99 4:00		0	0	0
7326	11/2/99 5:00		0	0	0
7327	11/2/99 6:00	38.16624	37.97541046	0.03797541046	0.00949385261
7328	11/2/99 7:00	24406.453	24284.41992	24.28441992	6.07110498
7329	11/2/99 8:00	76038.89	75658.69531	75.65869531	18.91467383
7330	11/2/99 9:00	121703.33	121094.8125	121.0948125	30.27370313
7331	11/2/99 10:00	153610.44	152842.375	152.842375	38.21059375
7332	11/2/99 11:00	169726.2	168877.5781	168.8775781	42.21939453
7333	11/2/99 12:00	172326.62	171465	171.465	42.86625
7334	11/2/99 13:00	159396.3	158599.3125	158.5993125	39.64982813
7335	11/2/99 14:00	117250.86	116664.6016	116.6646016	29.16615039
7336	11/2/99 15:00	71678.05	71319.65625	71.31965625	17.82991406
7337	11/2/99 16:00	18801.057	18707.05078	18.70705078	4.676762695
7338	11/2/99 17:00		0	0	0
7339	11/2/99 18:00		0	0	0
7340	11/2/99 19:00		0	0	0
7341	11/2/99 20:00		0	0	0
7342	11/2/99 21:00		0	0	0
7343	11/2/99 22:00		0	0	0
7344	11/2/99 23:00		0	0	0
7345	11/3/99 0:00		0	0	0
7346	11/3/99 1:00		0	0	0
7347	11/3/99 2:00		0	0	0
7348	11/3/99 3:00		0	0	0
7349	11/3/99 4:00		0	0	0
7350	11/3/99 5:00		0	0	0
7351	11/3/99 6:00	0	0	0	0
7352	11/3/99 7:00	24183.45	24062.5332	24.0625332	6.015633301
7353	11/3/99 8:00	75402.61	75025.59375	75.02559375	18.75639844
7354	11/3/99 9:00	118929.99	118335.3438	118.3353438	29.58383594
7355	11/3/99 10:00	149573.94	148826.0781	148.8260781	37.20651953
7356	11/3/99 11:00	168486.44	167644	167.644	41.911
7357	11/3/99 12:00	168399.39	167557.3906	167.5573906	41.88934766
7358	11/3/99 13:00	155326.47	154549.8438	154.5498438	38.63746094
7359	11/3/99 14:00	125835.91	125206.7266	125.2067266	31.30168164
7360	11/3/99 15:00	70777.805	70423.91406	70.42391406	17.60597852
7361	11/3/99 16:00	18244.607	18153.38477	18.15338477	4.538346191
7362	11/3/99 17:00		0	0	0
7363	11/3/99 18:00		0	0	0
7364	11/3/99 19:00		0	0	0
7365	11/3/99 20:00		0	0	0
7366	11/3/99 21:00		0	0	0
7367	11/3/99 22:00		0	0	0
7368	11/3/99 23:00		0	0	0
7369	11/4/99 0:00		0	0	0
7370	11/4/99 1:00		0	0	0
7371	11/4/99 2:00		0	0	0
7372	11/4/99 3:00		0	0	0
7373	11/4/99 4:00		0	0	0
7374	11/4/99 5:00		0	0	0
7375	11/4/99 6:00	73.15627	72.7904892	0.0727904892	0.0181976223
7376	11/4/99 7:00	23211.244	23095.1875	23.0951875	5.773796875
7377	11/4/99 8:00	68254.39	67913.11719	67.91311719	16.9782793
7378	11/4/99 9:00	116103.26	115522.7422	115.5227422	28.88068555
7379	11/4/99 10:00	150804.7	150050.6875	150.0506875	37.51267188
7380	11/4/99 11:00	166158.53	165327.75	165.32775	41.3319375
7381	11/4/99 12:00	152474.31	151711.9375	151.7119375	37.92798438
7382	11/4/99 13:00	152692.78	151929.3125	151.9293125	37.98232813
7383	11/4/99 14:00	123229.08	122612.9297	122.6129297	30.65323242
7384	11/4/99 15:00	68810.75	68466.69531	68.46669531	17.11667383
7385	11/4/99 16:00	17601.523	17513.51563	17.51351563	4.378378906
7386	11/4/99 17:00		0	0	0
7387	11/4/99 18:00		0	0	0
7388	11/4/99 19:00		0	0	0
7389	11/4/99 20:00		0	0	0
7390	11/4/99 21:00		0	0	0
7391	11/4/99 22:00		0	0	0
7392	11/4/99 23:00		0	0	0
7393	11/5/99 0:00		0	0	0
7394	11/5/99 1:00		0	0	0
7395	11/5/99 2:00		0	0	0
7396	11/5/99 3:00		0	0	0
7397	11/5/99 4:00		0	0	0
7398	11/5/99 5:00		0	0	0
7399	11/5/99 6:00	0	0	0	0
7400	11/5/99 7:00	22323.6	22211.98242	22.21198242	5.552995605
7401	11/5/99 8:00	72773.33	72409.46875	72.40946875	18.10236719
7402	11/5/99 9:00	115280.75	114704.3438	114.7043438	28.67608594
7403	11/5/99 10:00	138541.88	137849.1563	137.8491563	34.46228906
7404	11/5/99 11:00	139494.77	138797.2969	138.7972969	34.69932422
7405	11/5/99 12:00	162019.25	161209.1563	161.2091563	40.30228906
7406	11/5/99 13:00	152176.08	151415.1875	151.4151875	37.85379688
7407	11/5/99 14:00	121528.37	120920.7266	120.9207266	30.23018164
7408	11/5/99 15:00	71146	70790.26563	70.79026563	17.69756641

7409	11/5/99 16:00	17544.072	17456.35156	17.45635156	4.364087891
7410	11/5/99 17:00		0	0	0
7411	11/5/99 18:00		0	0	0
7412	11/5/99 19:00		0	0	0
7413	11/5/99 20:00		0	0	0
7414	11/5/99 21:00		0	0	0
7415	11/5/99 22:00		0	0	0
7416	11/5/99 23:00		0	0	0
7417	11/6/99 0:00		0	0	0
7418	11/6/99 1:00		0	0	0
7419	11/6/99 2:00		0	0	0
7420	11/6/99 3:00		0	0	0
7421	11/6/99 4:00		0	0	0
7422	11/6/99 5:00		0	0	0
7423	11/6/99 6:00	0	0	0	0
7424	11/6/99 7:00	21747.246	21638.50977	21.63850977	5.409627441
7425	11/6/99 8:00	70360.625	70008.82031	70.00882031	17.50220508
7426	11/6/99 9:00	114545.42	113972.6953	113.9726953	28.49317383
7427	11/6/99 10:00	148669.22	147925.875	147.925875	36.98146875
7428	11/6/99 11:00	165425.5	164598.375	164.598375	41.14959375
7429	11/6/99 12:00	171811.3	170952.2344	170.9522344	42.73805859
7430	11/6/99 13:00	153362.53	152595.7188	152.5957188	38.14892969
7431	11/6/99 14:00	83862.11	83442.79688	83.44279688	20.86069922
7432	11/6/99 15:00	67829.234	67490.09375	67.49009375	16.87252344
7433	11/6/99 16:00	16263.063	16181.74805	16.18174805	4.045437012
7434	11/6/99 17:00		0	0	0
7435	11/6/99 18:00		0	0	0
7436	11/6/99 19:00		0	0	0
7437	11/6/99 20:00		0	0	0
7438	11/6/99 21:00		0	0	0
7439	11/6/99 22:00		0	0	0
7440	11/6/99 23:00		0	0	0
7441	11/7/99 0:00		0	0	0
7442	11/7/99 1:00		0	0	0
7443	11/7/99 2:00		0	0	0
7444	11/7/99 3:00		0	0	0
7445	11/7/99 4:00		0	0	0
7446	11/7/99 5:00		0	0	0
7447	11/7/99 6:00	0.10141278	0.1009057164	0.00010090571	0.000025226425
7448	11/7/99 7:00	23466.125	23348.79492	23.34879492	5.83719873
7449	11/7/99 8:00	22144.844	22034.11914	22.03411914	5.508529785
7450	11/7/99 9:00	30140.807	29990.10352	29.99010352	7.497525879
7451	11/7/99 10:00	36613.867	36430.79688	36.43079688	9.107699219
7452	11/7/99 11:00	108187.41	107646.4688	107.6464688	26.91161719
7453	11/7/99 12:00	104840.03	104315.8281	104.3158281	26.07895703
7454	11/7/99 13:00	34804.02	34630	34.63	8.6575
7455	11/7/99 14:00	18438.104	18345.91406	18.34591406	4.586478516
7456	11/7/99 15:00	20664.309	20560.98633	20.56098633	5.140246582
7457	11/7/99 16:00	3821.7925	3802.683594	3.802683594	0.9506708984
7458	11/7/99 17:00		0	0	0
7459	11/7/99 18:00		0	0	0
7460	11/7/99 19:00		0	0	0
7461	11/7/99 20:00		0	0	0
7462	11/7/99 21:00		0	0	0
7463	11/7/99 22:00		0	0	0
7464	11/7/99 23:00		0	0	0
7465	11/8/99 0:00		0	0	0
7466	11/8/99 1:00		0	0	0
7467	11/8/99 2:00		0	0	0
7468	11/8/99 3:00		0	0	0
7469	11/8/99 4:00		0	0	0
7470	11/8/99 5:00		0	0	0
7471	11/8/99 6:00	0	0	0	0
7472	11/8/99 7:00	20244.953	20143.72852	20.14372852	5.035932129
7473	11/8/99 8:00	67237.305	66901.11719	66.90111719	16.7252793
7474	11/8/99 9:00	113837.27	113268.0859	113.2680859	28.31702148
7475	11/8/99 10:00	148490.25	147747.7969	147.7477969	36.93694922
7476	11/8/99 11:00	171021.38	170166.2656	170.1662656	42.54156641
7477	11/8/99 12:00	95502.49	95024.98438	95.02498438	23.75624609
7478	11/8/99 13:00	24834.133	24709.96094	24.70996094	6.177490234
7479	11/8/99 14:00	17374.312	17287.43945	17.28743945	4.321859863
7480	11/8/99 15:00	65426.004	65098.87109	65.09887109	16.27471777
7481	11/8/99 16:00	10821.152	10767.04688	10.76704688	2.691761719
7482	11/8/99 17:00		0	0	0
7483	11/8/99 18:00		0	0	0
7484	11/8/99 19:00		0	0	0
7485	11/8/99 20:00		0	0	0
7486	11/8/99 21:00		0	0	0
7487	11/8/99 22:00		0	0	0
7488	11/8/99 23:00		0	0	0
7489	11/9/99 0:00		0	0	0
7490	11/9/99 1:00		0	0	0
7491	11/9/99 2:00		0	0	0
7492	11/9/99 3:00		0	0	0
7493	11/9/99 4:00		0	0	0
7494	11/9/99 5:00		0	0	0
7495	11/9/99 6:00	58.645973	58.35274124	0.05835274124	0.01458818531
7496	11/9/99 7:00	15291.541	15215.08301	15.21508301	3.803770752
7497	11/9/99 8:00	24371.014	24249.1582	24.2491582	6.062289551
7498	11/9/99 9:00	98032.09	97541.92969	97.54192969	24.38548242
7499	11/9/99 10:00	103537.87	103020.1797	103.0201797	25.75504492
7500	11/9/99 11:00	155589.19	154811.2344	154.8112344	38.70280859
7501	11/9/99 12:00	157812.47	157023.4063	157.0234063	39.25585156
7502	11/9/99 13:00	141709.6	141001.0469	141.0010469	35.25026172
7503	11/9/99 14:00	99822.24	99323.13281	99.32313281	24.83078332

7504	11/9/99 15:00	41662.45	41454.13672	41.45413672	10.36353418
7505	11/9/99 16:00	6209.574	6178.526367	6.178526367	1.544631592
7506	11/9/99 17:00		0	0	0
7507	11/9/99 18:00		0	0	0
7508	11/9/99 19:00		0	0	0
7509	11/9/99 20:00		0	0	0
7510	11/9/99 21:00		0	0	0
7511	11/9/99 22:00		0	0	0
7512	11/9/99 23:00		0	0	0
7513	11/10/99 0:00		0	0	0
7514	11/10/99 1:00		0	0	0
7515	11/10/99 2:00		0	0	0
7516	11/10/99 3:00		0	0	0
7517	11/10/99 4:00		0	0	0
7518	11/10/99 5:00		0	0	0
7519	11/10/99 6:00	0	0	0	0
7520	11/10/99 7:00	9672.485	9624.123047	9.624123047	2.406030762
7521	11/10/99 8:00	30752.049	30598.28906	30.59828906	7.649572266
7522	11/10/99 9:00	43693.8	43475.33203	43.47533203	10.86883301
7523	11/10/99 10:00	106471.25	105938.8906	105.9388906	26.48472266
7524	11/10/99 11:00	92051.836	91591.57813	91.59157813	22.89789453
7525	11/10/99 12:00	88584.2	88141.28125	88.14128125	22.03532031
7526	11/10/99 13:00	69330.53	68983.875	68.983875	17.24596875
7527	11/10/99 14:00	61488.13	61180.6875	61.1806875	15.29517188
7528	11/10/99 15:00	37318.38	37131.78906	37.13178906	9.282947266
7529	11/10/99 16:00	5252.919	5226.654297	5.226654297	1.306663574
7530	11/10/99 17:00		0	0	0
7531	11/10/99 18:00		0	0	0
7532	11/10/99 19:00		0	0	0
7533	11/10/99 20:00		0	0	0
7534	11/10/99 21:00		0	0	0
7535	11/10/99 22:00		0	0	0
7536	11/10/99 23:00		0	0	0
7537	11/11/99 0:00		0	0	0
7538	11/11/99 1:00		0	0	0
7539	11/11/99 2:00		0	0	0
7540	11/11/99 3:00		0	0	0
7541	11/11/99 4:00		0	0	0
7542	11/11/99 5:00		0	0	0
7543	11/11/99 6:00	57.998512	57.7085228	0.0577085228	0.0144271307
7544	11/11/99 7:00	17038.477	16953.28516	16.95328516	4.238321289
7545	11/11/99 8:00	54689.195	54415.75	54.41575	13.6039375
7546	11/11/99 9:00	110568.27	110015.4375	110.0154375	27.50389398
7547	11/11/99 10:00	145862.39	145133.0938	145.1330938	36.28327344
7548	11/11/99 11:00	160661.84	159858.5313	159.8585313	39.96463281
7549	11/11/99 12:00	164460.08	163637.7656	163.6377656	40.90944141
7550	11/11/99 13:00	141329.28	140622.6406	140.6226406	35.15566016
7551	11/11/99 14:00	108024.5	107484.3828	107.4843828	26.8710957
7552	11/11/99 15:00	58997.258	58702.27344	58.70227344	14.67556836
7553	11/11/99 16:00	8508.708	8466.165039	8.466165039	2.11654126
7554	11/11/99 17:00		0	0	0
7555	11/11/99 18:00		0	0	0
7556	11/11/99 19:00		0	0	0
7557	11/11/99 20:00		0	0	0
7558	11/11/99 21:00		0	0	0
7559	11/11/99 22:00		0	0	0
7560	11/11/99 23:00		0	0	0
7561	11/12/99 0:00		0	0	0
7562	11/12/99 1:00		0	0	0
7563	11/12/99 2:00		0	0	0
7564	11/12/99 3:00		0	0	0
7565	11/12/99 4:00		0	0	0
7566	11/12/99 5:00		0	0	0
7567	11/12/99 6:00	0	0	0	0
7568	11/12/99 7:00	17768.434	17679.5918	17.6795918	4.419897949
7569	11/12/99 8:00	64160.27	63839.46875	63.83946875	15.95986719
7570	11/12/99 9:00	110211.99	109660.9297	109.6609297	27.41523242
7571	11/12/99 10:00	141676.34	140967.9688	140.9679688	35.24199219
7572	11/12/99 11:00	161883.66	161074.2344	161.0742344	40.26855859
7573	11/12/99 12:00	159659.8	158861.5	158.8615	39.715375
7574	11/12/99 13:00	116363.664	115781.8438	115.7818438	28.94546094
7575	11/12/99 14:00	105054.945	104529.6719	104.5296719	26.13241797
7576	11/12/99 15:00	63982.7	63662.78516	63.66278516	15.91569629
7577	11/12/99 16:00	8907.172	8862.635742	8.862635742	2.215658936
7578	11/12/99 17:00		0	0	0
7579	11/12/99 18:00		0	0	0
7580	11/12/99 19:00		0	0	0
7581	11/12/99 20:00		0	0	0
7582	11/12/99 21:00		0	0	0
7583	11/12/99 22:00		0	0	0
7584	11/12/99 23:00		0	0	0
7585	11/13/99 0:00		0	0	0
7586	11/13/99 1:00		0	0	0
7587	11/13/99 2:00		0	0	0
7588	11/13/99 3:00		0	0	0
7589	11/13/99 4:00		0	0	0
7590	11/13/99 5:00		0	0	0
7591	11/13/99 6:00	0	0	0	0
7592	11/13/99 7:00	17397.887	17310.89648	17.31089648	4.327724121
7593	11/13/99 8:00	62297.645	61986.15625	61.98615625	15.49653906
7594	11/13/99 9:00	107509.07	106971.5234	106.9715234	26.74288086
7595	11/13/99 10:00	140417.4	139715.3125	139.7153125	34.92882813
7596	11/13/99 11:00	156651.98	155868.7344	155.8687344	38.96718359
7597	11/13/99 12:00	162027.89	161217.75	161.21775	40.3044375
7598	11/13/99 13:00	144129.19	143408.5469	143.4085469	35.85213672

7599	11/13/99 14:00	102362.23	101850.4141	101.8504141	25.46260352
7600	11/13/99 15:00	55063.906	54788.58984	54.78858984	13.69714746
7601	11/13/99 16:00	7275.076	7238.700684	7.238700684	1.809675171
7602	11/13/99 17:00		0	0	0
7603	11/13/99 18:00		0	0	0
7604	11/13/99 19:00		0	0	0
7605	11/13/99 20:00		0	0	0
7606	11/13/99 21:00		0	0	0
7607	11/13/99 22:00		0	0	0
7608	11/13/99 23:00		0	0	0
7609	11/14/99 0:00		0	0	0
7610	11/14/99 1:00		0	0	0
7611	11/14/99 2:00		0	0	0
7612	11/14/99 3:00		0	0	0
7613	11/14/99 4:00		0	0	0
7614	11/14/99 5:00		0	0	0
7615	11/14/99 6:00	0	0	0	0
7616	11/14/99 7:00	17432.928	17345.76367	17.34576367	4.336440918
7617	11/14/99 8:00	42740.01	42526.3125	42.5263125	10.63157813
7618	11/14/99 9:00	74204.95	73833.92969	73.83392969	18.45848242
7619	11/14/99 10:00	71308.97	70952.42188	70.95242188	17.73810547
7620	11/14/99 11:00	102843.22	102329	102.329	25.58225
7621	11/14/99 12:00	98530.2	98037.55469	98.03755469	24.50938867
7622	11/14/99 13:00	75979.234	75599.33594	75.59933594	18.89983398
7623	11/14/99 14:00	78644.94	78251.71094	78.25171094	19.56292773
7624	11/14/99 15:00	30177.71	30026.82227	30.02682227	7.506705566
7625	11/14/99 16:00	3339.2625	3322.566162	3.322566162	0.8306415405
7626	11/14/99 17:00		0	0	0
7627	11/14/99 18:00		0	0	0
7628	11/14/99 19:00		0	0	0
7629	11/14/99 20:00		0	0	0
7630	11/14/99 21:00		0	0	0
7631	11/14/99 22:00		0	0	0
7632	11/14/99 23:00		0	0	0
7633	11/15/99 0:00		0	0	0
7634	11/15/99 1:00		0	0	0
7635	11/15/99 2:00		0	0	0
7636	11/15/99 3:00		0	0	0
7637	11/15/99 4:00		0	0	0
7638	11/15/99 5:00		0	0	0
7639	11/15/99 6:00	0	0	0	0
7640	11/15/99 7:00	18248.795	18157.55273	18.15755273	4.539388184
7641	11/15/99 8:00	31599.926	31441.92578	31.44192578	7.860481445
7642	11/15/99 9:00	106934.45	106399.7813	106.3997813	26.59994531
7643	11/15/99 10:00	139515.62	138818.0469	138.8180469	34.70451172
7644	11/15/99 11:00	161115.33	160309.75	160.30975	40.0774375
7645	11/15/99 12:00	159642.81	158844.5938	158.8445938	39.71114844
7646	11/15/99 13:00	142571.22	141858.3594	141.8583594	35.46458984
7647	11/15/99 14:00	85783.83	85354.90625	85.35490625	21.33872656
7648	11/15/99 15:00	56838.7	56554.50391	56.55450391	14.13862598
7649	11/15/99 16:00	7014.979	6979.903809	6.979903809	1.744975952
7650	11/15/99 17:00		0	0	0
7651	11/15/99 18:00		0	0	0
7652	11/15/99 19:00		0	0	0
7653	11/15/99 20:00		0	0	0
7654	11/15/99 21:00		0	0	0
7655	11/15/99 22:00		0	0	0
7656	11/15/99 23:00		0	0	0
7657	11/16/99 0:00		0	0	0
7658	11/16/99 1:00		0	0	0
7659	11/16/99 2:00		0	0	0
7660	11/16/99 3:00		0	0	0
7661	11/16/99 4:00		0	0	0
7662	11/16/99 5:00		0	0	0
7663	11/16/99 6:00	0	0	0	0
7664	11/16/99 7:00	15665.228	15586.90137	15.58690137	3.896725342
7665	11/16/99 8:00	58162.285	57871.47656	57.87147656	14.46786914
7666	11/16/99 9:00	103279.56	102763.1641	102.7631641	25.69079102
7667	11/16/99 10:00	139586.8	138888.8594	138.8888594	34.72221484
7668	11/16/99 11:00	153247.8	152481.5625	152.4815625	38.12039063
7669	11/16/99 12:00	138871.78	138177.4219	138.1774219	34.54435547
7670	11/16/99 13:00	23016.518	22901.43555	22.90143555	5.725358887
7671	11/16/99 14:00	16259.777	16178.47852	16.17847852	4.044619629
7672	11/16/99 15:00	7717.1704	7678.584473	7.678584473	1.919646118
7673	11/16/99 16:00	263.18915	261.8731995	0.2618731995	0.06546829987
7674	11/16/99 17:00		0	0	0
7675	11/16/99 18:00		0	0	0
7676	11/16/99 19:00		0	0	0
7677	11/16/99 20:00		0	0	0
7678	11/16/99 21:00		0	0	0
7679	11/16/99 22:00		0	0	0
7680	11/16/99 23:00		0	0	0
7681	11/17/99 0:00		0	0	0
7682	11/17/99 1:00		0	0	0
7683	11/17/99 2:00		0	0	0
7684	11/17/99 3:00		0	0	0
7685	11/17/99 4:00		0	0	0
7686	11/17/99 5:00		0	0	0
7687	11/17/99 6:00	0	0	0	0
7688	11/17/99 7:00	16437.74	16355.55078	16.35555078	4.088887695
7689	11/17/99 8:00	34041.375	33871.16797	33.87116797	8.467791992
7690	11/17/99 9:00	69712.62	69364.05469	69.36405469	17.34101367
7691	11/17/99 10:00	67704.45	67365.9375	67.3659375	16.84148438
7692	11/17/99 11:00	130251.93	129600.6641	129.6006641	32.40016602
7693	11/17/99 12:00	108158.26	107617.4688	107.6174688	26.90436719

7694	11/17/99 13:00	113880.53	113311.125	113.311125	28.32778125
7695	11/17/99 14:00	82436.96	82024.77344	82.02477344	20.50619336
7696	11/17/99 15:00	40016.52	39816.43359	39.81643359	9.954108398
7697	11/17/99 16:00	4507.9224	4485.382813	4.485382813	1.121345703
7698	11/17/99 17:00		0	0	0
7699	11/17/99 18:00		0	0	0
7700	11/17/99 19:00		0	0	0
7701	11/17/99 20:00		0	0	0
7702	11/17/99 21:00		0	0	0
7703	11/17/99 22:00		0	0	0
7704	11/17/99 23:00		0	0	0
7705	11/18/99 0:00		0	0	0
7706	11/18/99 1:00		0	0	0
7707	11/18/99 2:00		0	0	0
7708	11/18/99 3:00		0	0	0
7709	11/18/99 4:00		0	0	0
7710	11/18/99 5:00		0	0	0
7711	11/18/99 6:00	0	0	0	0
7712	11/18/99 7:00	14822.001	14747.8916	14.7478916	3.6869729
7713	11/18/99 8:00	58383.758	58091.83984	58.09183984	14.52295996
7714	11/18/99 9:00	105068.16	104542.8125	104.5428125	26.13570313
7715	11/18/99 10:00	140959.73	140254.9375	140.2549375	35.06373438
7716	11/18/99 11:00	149893.94	149144.4688	149.1444688	37.28611719
7717	11/18/99 12:00	160392.56	159590.6094	159.5906094	39.89765234
7718	11/18/99 13:00	138614.84	137921.7656	137.9217656	34.48044141
7719	11/18/99 14:00	97546.63	97058.89844	97.05889844	24.26472461
7720	11/18/99 15:00	57968.094	57678.25391	57.67825391	14.41956348
7721	11/18/99 16:00	6086.335	6055.902832	6.055902832	1.513975708
7722	11/18/99 17:00		0	0	0
7723	11/18/99 18:00		0	0	0
7724	11/18/99 19:00		0	0	0
7725	11/18/99 20:00		0	0	0
7726	11/18/99 21:00		0	0	0
7727	11/18/99 22:00		0	0	0
7728	11/18/99 23:00		0	0	0
7729	11/19/99 0:00		0	0	0
7730	11/19/99 1:00		0	0	0
7731	11/19/99 2:00		0	0	0
7732	11/19/99 3:00		0	0	0
7733	11/19/99 4:00		0	0	0
7734	11/19/99 5:00		0	0	0
7735	11/19/99 6:00		0	0	0
7736	11/19/99 7:00	2653.6943	2640.425781	2.640425781	0.6601064453
7737	11/19/99 8:00	10188.414	10137.47266	10.13747266	2.534368164
7738	11/19/99 9:00	17070.682	16985.32813	16.98532813	4.246332031
7739	11/19/99 10:00	30087.125	29936.68945	29.93668945	7.484172363
7740	11/19/99 11:00	32483.639	32321.2207	32.3212207	8.080305176
7741	11/19/99 12:00	28210.473	28069.41992	28.06941992	7.01735498
7742	11/19/99 13:00	22769.967	22656.11719	22.65611719	5.664029297
7743	11/19/99 14:00	52103.53	51843.01563	51.84301563	12.96075391
7744	11/19/99 15:00	44727.78	44504.14063	44.50414063	11.12603516
7745	11/19/99 16:00	4800.718	4776.714355	4.776714355	1.194178589
7746	11/19/99 17:00		0	0	0
7747	11/19/99 18:00		0	0	0
7748	11/19/99 19:00		0	0	0
7749	11/19/99 20:00		0	0	0
7750	11/19/99 21:00		0	0	0
7751	11/19/99 22:00		0	0	0
7752	11/19/99 23:00		0	0	0
7753	11/20/99 0:00		0	0	0
7754	11/20/99 1:00		0	0	0
7755	11/20/99 2:00		0	0	0
7756	11/20/99 3:00		0	0	0
7757	11/20/99 4:00		0	0	0
7758	11/20/99 5:00		0	0	0
7759	11/20/99 6:00		0	0	0
7760	11/20/99 7:00	10940.403	10885.70117	10.88570117	2.721425293
7761	11/20/99 8:00	43036.812	42821.62891	42.82162891	10.70540723
7762	11/20/99 9:00	75754.36	75375.59375	75.37559375	18.84389844
7763	11/20/99 10:00	111732.85	111174.1875	111.1741875	27.79354688
7764	11/20/99 11:00	53571.375	53303.51563	53.30351563	13.32587891
7765	11/20/99 12:00	42618.2	42405.10938	42.40510938	10.60127734
7766	11/20/99 13:00	71449.73	71092.47656	71.09247656	17.77311914
7767	11/20/99 14:00	89880.66	89431.25781	89.43125781	22.35781445
7768	11/20/99 15:00	53340.594	53073.89063	53.07389063	13.26847266
7769	11/20/99 16:00	5507.5005	5479.962891	5.479962891	1.369990723
7770	11/20/99 17:00		0	0	0
7771	11/20/99 18:00		0	0	0
7772	11/20/99 19:00		0	0	0
7773	11/20/99 20:00		0	0	0
7774	11/20/99 21:00		0	0	0
7775	11/20/99 22:00		0	0	0
7776	11/20/99 23:00		0	0	0
7777	11/21/99 0:00		0	0	0
7778	11/21/99 1:00		0	0	0
7779	11/21/99 2:00		0	0	0
7780	11/21/99 3:00		0	0	0
7781	11/21/99 4:00		0	0	0
7782	11/21/99 5:00		0	0	0
7783	11/21/99 6:00		0	0	0
7784	11/21/99 7:00	12410.213	12348.16211	12.34816211	3.087040527
7785	11/21/99 8:00	52732.973	52469.30859	52.46930859	13.11732715
7786	11/21/99 9:00	95403.305	94926.28906	94.92628906	23.73157227
7787	11/21/99 10:00	128822.56	128178.4531	128.1784531	32.04461328
7788	11/21/99 11:00	153018.56	152253.4688	152.2534688	38.06336719

7789	11/21/99 12:00	159859.03	159059.7344	159.0597344	39.76493359
7790	11/21/99 13:00	141874.66	141165.2813	141.1652813	35.29132031
7791	11/21/99 14:00	104394.83	103872.8516	103.8728516	25.96821289
7792	11/21/99 15:00	54739.08	54465.38281	54.46538281	13.6163457
7793	11/21/99 16:00	5032.019	5006.858887	5.006858887	1.251714722
7794	11/21/99 17:00		0	0	0
7795	11/21/99 18:00		0	0	0
7796	11/21/99 19:00		0	0	0
7797	11/21/99 20:00		0	0	0
7798	11/21/99 21:00		0	0	0
7799	11/21/99 22:00		0	0	0
7800	11/21/99 23:00		0	0	0
7801	11/22/99 0:00		0	0	0
7802	11/22/99 1:00		0	0	0
7803	11/22/99 2:00		0	0	0
7804	11/22/99 3:00		0	0	0
7805	11/22/99 4:00		0	0	0
7806	11/22/99 5:00		0	0	0
7807	11/22/99 6:00		0	0	0
7808	11/22/99 7:00	12620.982	12557.87695	12.55787695	3.139469238
7809	11/22/99 8:00	54626.24	54353.10547	54.35310547	13.58827637
7810	11/22/99 9:00	102233.24	101722.0781	101.7220781	25.43051953
7811	11/22/99 10:00	131770.4	131111.5625	131.1115625	32.77789063
7812	11/22/99 11:00	152327.02	151565.375	151.565375	37.89134375
7813	11/22/99 12:00	157241	156454.7969	156.4547969	39.11369922
7814	11/22/99 13:00	140108.05	139407.5156	139.4075156	34.85187891
7815	11/22/99 14:00	107260.914	106724.6094	106.7246094	26.68115234
7816	11/22/99 15:00	58028.79	57738.64453	57.73864453	14.43466113
7817	11/22/99 16:00	5366.0405	5339.210449	5.339210449	1.334802612
7818	11/22/99 17:00		0	0	0
7819	11/22/99 18:00		0	0	0
7820	11/22/99 19:00		0	0	0
7821	11/22/99 20:00		0	0	0
7822	11/22/99 21:00		0	0	0
7823	11/22/99 22:00		0	0	0
7824	11/22/99 23:00		0	0	0
7825	11/23/99 0:00		0	0	0
7826	11/23/99 1:00		0	0	0
7827	11/23/99 2:00		0	0	0
7828	11/23/99 3:00		0	0	0
7829	11/23/99 4:00		0	0	0
7830	11/23/99 5:00		0	0	0
7831	11/23/99 6:00		0	0	0
7832	11/23/99 7:00	3999.1504	3979.154541	3.979154541	0.9947886353
7833	11/23/99 8:00	49948.67	49698.92969	49.69892969	12.42473242
7834	11/23/99 9:00	95875.7	95396.32813	95.39632813	23.84908203
7835	11/23/99 10:00	135263.08	134586.75	134.58675	33.6466875
7836	11/23/99 11:00	154459.52	153687.2188	153.6872188	38.42180469
7837	11/23/99 12:00	153303.58	152537.0625	152.5370625	38.13426563
7838	11/23/99 13:00	137829.48	137140.3438	137.1403438	34.28508594
7839	11/23/99 14:00	103921.11	103401.5	103.4015	25.850375
7840	11/23/99 15:00	56192.844	55911.87891	55.91187891	13.97796973
7841	11/23/99 16:00	4614.6333	4591.560547	4.591560547	1.147890137
7842	11/23/99 17:00		0	0	0
7843	11/23/99 18:00		0	0	0
7844	11/23/99 19:00		0	0	0
7845	11/23/99 20:00		0	0	0
7846	11/23/99 21:00		0	0	0
7847	11/23/99 22:00		0	0	0
7848	11/23/99 23:00		0	0	0
7849	11/24/99 0:00		0	0	0
7850	11/24/99 1:00		0	0	0
7851	11/24/99 2:00		0	0	0
7852	11/24/99 3:00		0	0	0
7853	11/24/99 4:00		0	0	0
7854	11/24/99 5:00		0	0	0
7855	11/24/99 6:00		0	0	0
7856	11/24/99 7:00	11108.846	11053.30176	11.05330176	2.763325439
7857	11/24/99 8:00	47755.992	47517.21484	47.51721484	11.87930371
7858	11/24/99 9:00	98236.1	97744.92188	97.74492188	24.43623047
7859	11/24/99 10:00	130700.64	130047.1406	130.0471406	32.51178516
7860	11/24/99 11:00	150593.6	149840.625	149.840625	37.46015625
7861	11/24/99 12:00	155352.2	154575.4375	154.5754375	38.64385938
7862	11/24/99 13:00	131369.28	130712.4297	130.7124297	32.67810742
7863	11/24/99 14:00	99872.48	99373.11719	99.37311719	24.8432793
7864	11/24/99 15:00	49362.625	49115.80859	49.11580859	12.27895215
7865	11/24/99 16:00	4275.9146	4254.534668	4.254534668	1.063633667
7866	11/24/99 17:00		0	0	0
7867	11/24/99 18:00		0	0	0
7868	11/24/99 19:00		0	0	0
7869	11/24/99 20:00		0	0	0
7870	11/24/99 21:00		0	0	0
7871	11/24/99 22:00		0	0	0
7872	11/24/99 23:00		0	0	0
7873	11/25/99 0:00		0	0	0
7874	11/25/99 1:00		0	0	0
7875	11/25/99 2:00		0	0	0
7876	11/25/99 3:00		0	0	0
7877	11/25/99 4:00		0	0	0
7878	11/25/99 5:00		0	0	0
7879	11/25/99 6:00		0	0	0
7880	11/25/99 7:00	11026.022	10970.89258	10.97089258	2.742723145
7881	11/25/99 8:00	45434.73	45207.55859	45.20755859	11.30188965
7882	11/25/99 9:00	98042.055	97551.84375	97.55184375	24.38796094
7883	11/25/99 10:00	123290.625	122674.1719	122.6741719	30.66854297

7884	11/25/99 11:00	151975.5	151215.625	151.215625	37.80390625
7885	11/25/99 12:00	151731.83	150973.1719	150.9731719	37.74329297
7886	11/25/99 13:00	136755.53	136071.75	136.07175	34.0179375
7887	11/25/99 14:00	99210.09	98714.03906	98.71403906	24.67850977
7888	11/25/99 15:00	54207.375	53936.33984	53.93633984	13.48408496
7889	11/25/99 16:00	4224.965	4203.839844	4.203839844	1.050959961
7890	11/25/99 17:00		0	0	0
7891	11/25/99 18:00		0	0	0
7892	11/25/99 19:00		0	0	0
7893	11/25/99 20:00		0	0	0
7894	11/25/99 21:00		0	0	0
7895	11/25/99 22:00		0	0	0
7896	11/25/99 23:00		0	0	0
7897	11/26/99 0:00		0	0	0
7898	11/26/99 1:00		0	0	0
7899	11/26/99 2:00		0	0	0
7900	11/26/99 3:00		0	0	0
7901	11/26/99 4:00		0	0	0
7902	11/26/99 5:00		0	0	0
7903	11/26/99 6:00		0	0	0
7904	11/26/99 7:00	10562.041	10509.23047	10.50923047	2.627307617
7905	11/26/99 8:00	39348.69	39151.94922	39.15194922	9.787987305
7906	11/26/99 9:00	91607.12	91149.07813	91.14907813	22.78726953
7907	11/26/99 10:00	124740.54	124116.8359	124.1168359	31.02920898
7908	11/26/99 11:00	150453.67	149701.4063	149.7014063	37.42535156
7909	11/26/99 12:00	151430.16	150673	150.673	37.66825
7910	11/26/99 13:00	100647.99	100144.75	100.14475	25.0361875
7911	11/26/99 14:00	97391.67	96904.71094	96.90471094	24.22617773
7912	11/26/99 15:00	51928	51668.35938	51.66835938	12.91708984
7913	11/26/99 16:00	4297.7007	4276.212402	4.276212402	1.069053101
7914	11/26/99 17:00		0	0	0
7915	11/26/99 18:00		0	0	0
7916	11/26/99 19:00		0	0	0
7917	11/26/99 20:00		0	0	0
7918	11/26/99 21:00		0	0	0
7919	11/26/99 22:00		0	0	0
7920	11/26/99 23:00		0	0	0
7921	11/27/99 0:00		0	0	0
7922	11/27/99 1:00		0	0	0
7923	11/27/99 2:00		0	0	0
7924	11/27/99 3:00		0	0	0
7925	11/27/99 4:00		0	0	0
7926	11/27/99 5:00		0	0	0
7927	11/27/99 6:00		0	0	0
7928	11/27/99 7:00	4226.384	4205.251953	4.205251953	1.051312988
7929	11/27/99 8:00	16052.854	15972.58984	15.97258984	3.993147461
7930	11/27/99 9:00	17189.416	17103.46875	17.10346875	4.275867188
7931	11/27/99 10:00	23357.418	23240.63086	23.24063086	5.810157715
7932	11/27/99 11:00	50672.973	50419.60547	50.41960547	12.60490137
7933	11/27/99 12:00	26071.588	25941.23047	25.94123047	6.485307617
7934	11/27/99 13:00	20844.164	20739.94336	20.73994336	5.18498584
7935	11/27/99 14:00	29888.064	29738.625	29.738625	7.43465625
7936	11/27/99 15:00	23606.564	23488.53125	23.48853125	5.872132813
7937	11/27/99 16:00	1986.4968	1976.564453	1.976564453	0.4941411133
7938	11/27/99 17:00		0	0	0
7939	11/27/99 18:00		0	0	0
7940	11/27/99 19:00		0	0	0
7941	11/27/99 20:00		0	0	0
7942	11/27/99 21:00		0	0	0
7943	11/27/99 22:00		0	0	0
7944	11/27/99 23:00		0	0	0
7945	11/28/99 0:00		0	0	0
7946	11/28/99 1:00		0	0	0
7947	11/28/99 2:00		0	0	0
7948	11/28/99 3:00		0	0	0
7949	11/28/99 4:00		0	0	0
7950	11/28/99 5:00		0	0	0
7951	11/28/99 6:00		0	0	0
7952	11/28/99 7:00	6808.0605	6774.020508	6.774020508	1.693505127
7953	11/28/99 8:00	24776.799	24652.91406	24.65291406	6.163228516
7954	11/28/99 9:00	38044.098	37853.87891	37.85387891	9.463469727
7955	11/28/99 10:00	37481.24	37293.83203	37.29383203	9.323458008
7956	11/28/99 11:00	51781.535	51522.625	51.522625	12.88065625
7957	11/28/99 12:00	74264.16	73892.83594	73.89283594	18.47320898
7958	11/28/99 13:00	84932.3	84507.63281	84.50763281	21.1269082
7959	11/28/99 14:00	86888.82	86454.375	86.454375	21.61359375
7960	11/28/99 15:00	31275.348	31118.9707	31.1189707	7.779742676
7961	11/28/99 16:00	2657.8152	2644.526123	2.644526123	0.6611315308
7962	11/28/99 17:00		0	0	0
7963	11/28/99 18:00		0	0	0
7964	11/28/99 19:00		0	0	0
7965	11/28/99 20:00		0	0	0
7966	11/28/99 21:00		0	0	0
7967	11/28/99 22:00		0	0	0
7968	11/28/99 23:00		0	0	0
7969	11/29/99 0:00		0	0	0
7970	11/29/99 1:00		0	0	0
7971	11/29/99 2:00		0	0	0
7972	11/29/99 3:00		0	0	0
7973	11/29/99 4:00		0	0	0
7974	11/29/99 5:00		0	0	0
7975	11/29/99 6:00		0	0	0
7976	11/29/99 7:00	4197.2993	4176.312988	4.176312988	1.044078247
7977	11/29/99 8:00	11126.584	11070.95117	11.07095117	2.767737793
7978	11/29/99 9:00	15163.623	15087.80566	15.08780566	3.771951416

7979	11/29/99 10:00	20474.94	20372.56641	20.37256641	5.093141602
7980	11/29/99 11:00	23603.396	23485.37891	23.48537891	5.871344727
7981	11/29/99 12:00	35665.676	35487.34766	35.48734766	8.871836914
7982	11/29/99 13:00	20794.81	20690.83789	20.69083789	5.172709473
7983	11/29/99 14:00	21553.79	21446.01953	21.44601953	5.361504883
7984	11/29/99 15:00	10349.546	10297.79785	10.29779785	2.574449463
7985	11/29/99 16:00	409.68298	407.6345825	0.4076345825	0.1019086456
7986	11/29/99 17:00		0	0	0
7987	11/29/99 18:00		0	0	0
7988	11/29/99 19:00		0	0	0
7989	11/29/99 20:00		0	0	0
7990	11/29/99 21:00		0	0	0
7991	11/29/99 22:00		0	0	0
7992	11/29/99 23:00		0	0	0
7993	11/30/99 0:00		0	0	0
7994	11/30/99 1:00		0	0	0
7995	11/30/99 2:00		0	0	0
7996	11/30/99 3:00		0	0	0
7997	11/30/99 4:00		0	0	0
7998	11/30/99 5:00		0	0	0
7999	11/30/99 6:00		0	0	0
8000	11/30/99 7:00	4977.386	4952.499512	4.952499512	1.238124878
8001	11/30/99 8:00	49192.01	48946.05078	48.94605078	12.2365127
8002	11/30/99 9:00	93078.8	92613.39844	92.61339844	23.15334961
8003	11/30/99 10:00	55842	55562.78906	55.56278906	13.89069727
8004	11/30/99 11:00	55222.484	54946.37109	54.94637109	13.73659277
8005	11/30/99 12:00	38499.707	38307.20703	38.30720703	9.576801758
8006	11/30/99 13:00	44528.434	44305.78906	44.30578906	11.07644727
8007	11/30/99 14:00	53198.56	52932.56641	52.93256641	13.2331416
8008	11/30/99 15:00	23298.295	23181.80469	23.18180469	5.795451172
8009	11/30/99 16:00	1997.8936	1987.904053	1.987904053	0.4969760132
8010	11/30/99 17:00		0	0	0
8011	11/30/99 18:00		0	0	0
8012	11/30/99 19:00		0	0	0
8013	11/30/99 20:00		0	0	0
8014	11/30/99 21:00		0	0	0
8015	11/30/99 22:00		0	0	0
8016	11/30/99 23:00		0	0	0
8017	12/1/06 0:00		0	0	0
8018	12/1/06 1:00		0	0	0
8019	12/1/06 2:00		0	0	0
8020	12/1/06 3:00		0	0	0
8021	12/1/06 4:00		0	0	0
8022	12/1/06 5:00		0	0	0
8023	12/1/06 6:00		0	0	0
8024	12/1/06 7:00	6929.911	6895.261719	6.895261719	1.72381543
8025	12/1/06 8:00	46775.566	46541.69141	46.54169141	11.63542285
8026	12/1/06 9:00	86126.945	85696.3125	85.6963125	21.42407813
8027	12/1/06 10:00	126192.836	125561.8672	125.5618672	31.3904668
8028	12/1/06 11:00	141170.34	140464.5	140.4645	35.116125
8029	12/1/06 12:00	145681.2	144952.7969	144.9527969	36.23819922
8030	12/1/06 13:00	132803.84	132139.8281	132.1398281	33.03495703
8031	12/1/06 14:00	101078.17	100572.7813	100.5727813	25.14319531
8032	12/1/06 15:00	46359.086	46127.29297	46.12729297	11.53182324
8033	12/1/06 16:00	3738.6326	3719.939453	3.719939453	0.9299848633
8034	12/1/06 17:00		0	0	0
8035	12/1/06 18:00		0	0	0
8036	12/1/06 19:00		0	0	0
8037	12/1/06 20:00		0	0	0
8038	12/1/06 21:00		0	0	0
8039	12/1/06 22:00		0	0	0
8040	12/1/06 23:00		0	0	0
8041	12/2/06 0:00		0	0	0
8042	12/2/06 1:00		0	0	0
8043	12/2/06 2:00		0	0	0
8044	12/2/06 3:00		0	0	0
8045	12/2/06 4:00		0	0	0
8046	12/2/06 5:00		0	0	0
8047	12/2/06 6:00		0	0	0
8048	12/2/06 7:00	6947.7007	6912.961914	6.912961914	1.728240479
8049	12/2/06 8:00	45578.04	45350.14844	45.35014844	11.33753711
8050	12/2/06 9:00	90962.43	90507.61719	90.50761719	22.6269043
8051	12/2/06 10:00	125998.02	125368.0313	125.3680313	31.34200781
8052	12/2/06 11:00	142694.66	141981.1719	141.9811719	35.49529297
8053	12/2/06 12:00	149101.16	148355.6406	148.3556406	37.08891016
8054	12/2/06 13:00	129290.91	128644.4531	128.6444531	32.16111328
8055	12/2/06 14:00	93942.77	93473.0625	93.4730625	23.36826563
8056	12/2/06 15:00	48726.33	48482.69531	48.48269531	12.12067383
8057	12/2/06 16:00	3441.899	3424.689453	3.424689453	0.8561723633
8058	12/2/06 17:00		0	0	0
8059	12/2/06 18:00		0	0	0
8060	12/2/06 19:00		0	0	0
8061	12/2/06 20:00		0	0	0
8062	12/2/06 21:00		0	0	0
8063	12/2/06 22:00		0	0	0
8064	12/2/06 23:00		0	0	0
8065	12/3/06 0:00		0	0	0
8066	12/3/06 1:00		0	0	0
8067	12/3/06 2:00		0	0	0
8068	12/3/06 3:00		0	0	0
8069	12/3/06 4:00		0	0	0
8070	12/3/06 5:00		0	0	0
8071	12/3/06 6:00		0	0	0
8072	12/3/06 7:00	6294.079	6262.608398	6.262608398	1.5656521
8073	12/3/06 8:00	44847.32	44623.08203	44.62308203	11.15577051

8074	12/3/06 9:00	89237.08	88790.89844	88.79089844	22.19772461
8075	12/3/06 10:00	124211.07	123590.0156	123.5900156	30.89750391
8076	12/3/06 11:00	143655.38	142937.0938	142.9370938	35.73427344
8077	12/3/06 12:00	146107.19	145376.6406	145.3766406	36.34416016
8078	12/3/06 13:00	130576.85	129923.9688	129.9239688	32.48099219
8079	12/3/06 14:00	94771.92	94298.0625	94.2980625	23.57451563
8080	12/3/06 15:00	47946.844	47707.10938	47.70710938	11.92677734
8081	12/3/06 16:00	3409.6338	3392.585693	3.392585693	0.8481464233
8082	12/3/06 17:00		0	0	0
8083	12/3/06 18:00		0	0	0
8084	12/3/06 19:00		0	0	0
8085	12/3/06 20:00		0	0	0
8086	12/3/06 21:00		0	0	0
8087	12/3/06 22:00		0	0	0
8088	12/3/06 23:00		0	0	0
8089	12/4/06 0:00		0	0	0
8090	12/4/06 1:00		0	0	0
8091	12/4/06 2:00		0	0	0
8092	12/4/06 3:00		0	0	0
8093	12/4/06 4:00		0	0	0
8094	12/4/06 5:00		0	0	0
8095	12/4/06 6:00		0	0	0
8096	12/4/06 7:00	5496.5083	5469.025879	5.469025879	1.36725647
8097	12/4/06 8:00	43326.58	43109.94531	43.10994531	10.77748633
8098	12/4/06 9:00	87638.88	87200.6875	87.2006875	21.80017188
8099	12/4/06 10:00	123849.375	123230.1328	123.2301328	30.8075332
8100	12/4/06 11:00	139451.95	138754.7031	138.7547031	34.68867578
8101	12/4/06 12:00	110507.375	109954.8438	109.9548438	27.48871094
8102	12/4/06 13:00	127821.99	127182.8828	127.1828828	31.7957207
8103	12/4/06 14:00	98011.46	97521.40625	97.52140625	24.38035156
8104	12/4/06 15:00	51867.074	51607.73828	51.60773828	12.90193457
8105	12/4/06 16:00	3413.4307	3396.363525	3.396363525	0.8490908813
8106	12/4/06 17:00		0	0	0
8107	12/4/06 18:00		0	0	0
8108	12/4/06 19:00		0	0	0
8109	12/4/06 20:00		0	0	0
8110	12/4/06 21:00		0	0	0
8111	12/4/06 22:00		0	0	0
8112	12/4/06 23:00		0	0	0
8113	12/5/06 0:00		0	0	0
8114	12/5/06 1:00		0	0	0
8115	12/5/06 2:00		0	0	0
8116	12/5/06 3:00		0	0	0
8117	12/5/06 4:00		0	0	0
8118	12/5/06 5:00		0	0	0
8119	12/5/06 6:00		0	0	0
8120	12/5/06 7:00	5321.6724	5295.063965	5.295063965	1.323765991
8121	12/5/06 8:00	42100.836	41890.33203	41.89033203	10.47258301
8122	12/5/06 9:00	88397.18	87955.19531	87.95519531	21.98879883
8123	12/5/06 10:00	122146.49	121535.7578	121.5357578	30.38393945
8124	12/5/06 11:00	139141.8	138446.0781	138.4460781	34.61151953
8125	12/5/06 12:00	141273.44	140567.0781	140.5670781	35.14176953
8126	12/5/06 13:00	128127.66	127487.0234	127.4870234	31.87175586
8127	12/5/06 14:00	96955.7	96470.92188	96.47092188	24.11773047
8128	12/5/06 15:00	48739.67	48495.97266	48.49597266	12.12399316
8129	12/5/06 16:00	3359.4026	3342.605713	3.342605713	0.8356514282
8130	12/5/06 17:00		0	0	0
8131	12/5/06 18:00		0	0	0
8132	12/5/06 19:00		0	0	0
8133	12/5/06 20:00		0	0	0
8134	12/5/06 21:00		0	0	0
8135	12/5/06 22:00		0	0	0
8136	12/5/06 23:00		0	0	0
8137	12/6/06 0:00		0	0	0
8138	12/6/06 1:00		0	0	0
8139	12/6/06 2:00		0	0	0
8140	12/6/06 3:00		0	0	0
8141	12/6/06 4:00		0	0	0
8142	12/6/06 5:00		0	0	0
8143	12/6/06 6:00		0	0	0
8144	12/6/06 7:00	4555.86	4533.080566	4.533080566	1.133270142
8145	12/6/06 8:00	40878.22	40673.82813	40.67382813	10.16845703
8146	12/6/06 9:00	83716.67	83298.08594	83.29808594	20.82452148
8147	12/6/06 10:00	121871.89	121262.5313	121.2625313	30.31563281
8148	12/6/06 11:00	139933.61	139233.9531	139.2339531	34.80848828
8149	12/6/06 12:00	137612.92	136924.8594	136.9248594	34.23121484
8150	12/6/06 13:00	127762.195	127123.3828	127.1233828	31.7808457
8151	12/6/06 14:00	96632.836	96149.67188	96.14967188	24.03741797
8152	12/6/06 15:00	46161.766	45930.95703	45.93095703	11.48273926
8153	12/6/06 16:00	3661.2202	3642.914063	3.642914063	0.9107285156
8154	12/6/06 17:00		0	0	0
8155	12/6/06 18:00		0	0	0
8156	12/6/06 19:00		0	0	0
8157	12/6/06 20:00		0	0	0
8158	12/6/06 21:00		0	0	0
8159	12/6/06 22:00		0	0	0
8160	12/6/06 23:00		0	0	0
8161	12/7/06 0:00		0	0	0
8162	12/7/06 1:00		0	0	0
8163	12/7/06 2:00		0	0	0
8164	12/7/06 3:00		0	0	0
8165	12/7/06 4:00		0	0	0
8166	12/7/06 5:00		0	0	0
8167	12/7/06 6:00		0	0	0
8168	12/7/06 7:00	4650.2227	4626.97168	4.62697168	1.15674292

8169	12/7/06 8:00	41848.4	41639.15625	41.63915625	10.40978906
8170	12/7/06 9:00	84031.2	83611.04688	83.61104688	20.90276172
8171	12/7/06 10:00	119570.664	118972.8125	118.9728125	29.74320313
8172	12/7/06 11:00	138551.86	137859.0938	137.8590938	34.46477344
8173	12/7/06 12:00	140012.2	139312.1406	139.3121406	34.82803516
8174	12/7/06 13:00	127288.52	126652.0781	126.6520781	31.66301953
8175	12/7/06 14:00	95027.31	94552.17969	94.55217969	23.63804492
8176	12/7/06 15:00	42809.17	42595.12891	42.59512891	10.64878223
8177	12/7/06 16:00	3018.7612	3003.66748	3.00366748	0.7509168701
8178	12/7/06 17:00		0	0	0
8179	12/7/06 18:00		0	0	0
8180	12/7/06 19:00		0	0	0
8181	12/7/06 20:00		0	0	0
8182	12/7/06 21:00		0	0	0
8183	12/7/06 22:00		0	0	0
8184	12/7/06 23:00		0	0	0
8185	12/8/06 0:00		0	0	0
8186	12/8/06 1:00		0	0	0
8187	12/8/06 2:00		0	0	0
8188	12/8/06 3:00		0	0	0
8189	12/8/06 4:00		0	0	0
8190	12/8/06 5:00		0	0	0
8191	12/8/06 6:00		0	0	0
8192	12/8/06 7:00	301.53644	300.0287781	0.3000287781	0.07500719452
8193	12/8/06 8:00	25745.69	25616.96094	25.61696094	6.404240234
8194	12/8/06 9:00	14231.648	14160.49023	14.16049023	3.540122559
8195	12/8/06 10:00	19487.61	19390.17188	19.39017188	4.847542969
8196	12/8/06 11:00	136731.1	136047.4375	136.0474375	34.01185938
8197	12/8/06 12:00	93300.44	92833.9375	92.8339375	23.20848438
8198	12/8/06 13:00	19946.244	19846.51367	19.84651367	4.961628418
8199	12/8/06 14:00	13965.254	13895.42773	13.89542773	3.473856934
8200	12/8/06 15:00	6244.462	6213.239746	6.213239746	1.553309937
8201	12/8/06 16:00	153.98976	153.2198029	0.1532198029	0.03830495071
8202	12/8/06 17:00		0	0	0
8203	12/8/06 18:00		0	0	0
8204	12/8/06 19:00		0	0	0
8205	12/8/06 20:00		0	0	0
8206	12/8/06 21:00		0	0	0
8207	12/8/06 22:00		0	0	0
8208	12/8/06 23:00		0	0	0
8209	12/9/06 0:00		0	0	0
8210	12/9/06 1:00		0	0	0
8211	12/9/06 2:00		0	0	0
8212	12/9/06 3:00		0	0	0
8213	12/9/06 4:00		0	0	0
8214	12/9/06 5:00		0	0	0
8215	12/9/06 6:00		0	0	0
8216	12/9/06 7:00	2333.6768	2322.008301	2.322008301	0.5805020752
8217	12/9/06 8:00	16733.492	16649.82422	16.64982422	4.162456055
8218	12/9/06 9:00	51945.418	51685.69141	51.68569141	12.92142285
8219	12/9/06 10:00	24815.19	24691.11328	24.69111328	6.17277832
8220	12/9/06 11:00	36611.586	36428.52734	36.42852734	9.107131836
8221	12/9/06 12:00	31558.639	31400.84375	31.40084375	7.850210938
8222	12/9/06 13:00	26249.52	26118.27148	26.11827148	6.529567871
8223	12/9/06 14:00	97555.19	97067.40625	97.06740625	24.26685156
8224	12/9/06 15:00	28250.77	28109.51563	28.10951563	7.027378906
8225	12/9/06 16:00	2144.1814	2133.460693	2.133460693	0.5333651733
8226	12/9/06 17:00		0	0	0
8227	12/9/06 18:00		0	0	0
8228	12/9/06 19:00		0	0	0
8229	12/9/06 20:00		0	0	0
8230	12/9/06 21:00		0	0	0
8231	12/9/06 22:00		0	0	0
8232	12/9/06 23:00		0	0	0
8233	12/10/06 0:00		0	0	0
8234	12/10/06 1:00		0	0	0
8235	12/10/06 2:00		0	0	0
8236	12/10/06 3:00		0	0	0
8237	12/10/06 4:00		0	0	0
8238	12/10/06 5:00		0	0	0
8239	12/10/06 6:00		0	0	0
8240	12/10/06 7:00	4301.645	4280.136719	4.280136719	1.07003418
8241	12/10/06 8:00	24758.357	24634.56641	24.63456641	6.158641602
8242	12/10/06 9:00	29674.787	29526.41211	29.52641211	7.381603027
8243	12/10/06 10:00	23464.768	23347.44531	23.34744531	5.836861328
8244	12/10/06 11:00	101303.375	100796.8594	100.7968594	25.19921484
8245	12/10/06 12:00	43967.82	43747.98438	43.74798438	10.93699609
8246	12/10/06 13:00	45382.23	45155.32031	45.15532031	11.28883008
8247	12/10/06 14:00	91388.01	90931.07031	90.93107031	22.73276758
8248	12/10/06 15:00	16081.997	16001.58691	16.00158691	4.000396729
8249	12/10/06 16:00	710.76764	707.2138062	0.7072138062	0.1768034515
8250	12/10/06 17:00		0	0	0
8251	12/10/06 18:00		0	0	0
8252	12/10/06 19:00		0	0	0
8253	12/10/06 20:00		0	0	0
8254	12/10/06 21:00		0	0	0
8255	12/10/06 22:00		0	0	0
8256	12/10/06 23:00		0	0	0
8257	12/11/06 0:00		0	0	0
8258	12/11/06 1:00		0	0	0
8259	12/11/06 2:00		0	0	0
8260	12/11/06 3:00		0	0	0
8261	12/11/06 4:00		0	0	0
8262	12/11/06 5:00		0	0	0
8263	12/11/06 6:00		0	0	0

8264	12/11/06 7:00	3700.7512	3682.247559	3.682247559	0.9205618896
8265	12/11/06 8:00	16655.348	16572.07227	16.57207227	4.143018066
8266	12/11/06 9:00	41619.35	41411.25781	41.41125781	10.35281445
8267	12/11/06 10:00	65779.01	65450.11328	65.45011328	16.36252832
8268	12/11/06 11:00	23840.543	23721.33984	23.72133984	5.930334961
8269	12/11/06 12:00	58568.336	58275.49219	58.27549219	14.56887305
8270	12/11/06 13:00	67385.1	67048.17969	67.04817969	16.76204492
8271	12/11/06 14:00	44499.188	44276.69141	44.27669141	11.06917285
8272	12/11/06 15:00	50802.098	50548.08594	50.54808594	12.63702148
8273	12/11/06 16:00	4299.632	4278.133789	4.278133789	1.069533447
8274	12/11/06 17:00		0	0	0
8275	12/11/06 18:00		0	0	0
8276	12/11/06 19:00		0	0	0
8277	12/11/06 20:00		0	0	0
8278	12/11/06 21:00		0	0	0
8279	12/11/06 22:00		0	0	0
8280	12/11/06 23:00		0	0	0
8281	12/12/06 0:00		0	0	0
8282	12/12/06 1:00		0	0	0
8283	12/12/06 2:00		0	0	0
8284	12/12/06 3:00		0	0	0
8285	12/12/06 4:00		0	0	0
8286	12/12/06 5:00		0	0	0
8287	12/12/06 6:00		0	0	0
8288	12/12/06 7:00	450.49374	448.241272	0.448241272	0.112060318
8289	12/12/06 8:00	7256.438	7220.155762	7.220155762	1.80503894
8290	12/12/06 9:00	32303.236	32141.7207	32.1417207	8.035430176
8291	12/12/06 10:00	40900.453	40695.94922	40.69594922	10.1739873
8292	12/12/06 11:00	23508.94	23391.39453	23.39139453	5.847848633
8293	12/12/06 12:00	82242.64	81831.42188	81.83142188	20.45785547
8294	12/12/06 13:00	71383.484	71026.57031	71.02657031	17.75664258
8295	12/12/06 14:00	83575.2	83157.32031	83.15732031	20.78933008
8296	12/12/06 15:00	38656.203	38462.92188	38.46292188	9.615730469
8297	12/12/06 16:00	2999.5974	2984.599365	2.984599365	0.7461498413
8298	12/12/06 17:00		0	0	0
8299	12/12/06 18:00		0	0	0
8300	12/12/06 19:00		0	0	0
8301	12/12/06 20:00		0	0	0
8302	12/12/06 21:00		0	0	0
8303	12/12/06 22:00		0	0	0
8304	12/12/06 23:00		0	0	0
8305	12/13/06 0:00		0	0	0
8306	12/13/06 1:00		0	0	0
8307	12/13/06 2:00		0	0	0
8308	12/13/06 3:00		0	0	0
8309	12/13/06 4:00		0	0	0
8310	12/13/06 5:00		0	0	0
8311	12/13/06 6:00		0	0	0
8312	12/13/06 7:00	2224.0156	2212.895752	2.212895752	0.553223938
8313	12/13/06 8:00	24833.637	24709.4668	24.7094668	6.177366699
8314	12/13/06 9:00	22821.16	22707.05469	22.70705469	5.676763672
8315	12/13/06 10:00	63824.207	63505.08594	63.50508594	15.87627148
8316	12/13/06 11:00	52763.42	52499.60547	52.49960547	13.12490137
8317	12/13/06 12:00	44302.52	44081.00781	44.08100781	11.02025195
8318	12/13/06 13:00	97963.81	97473.99219	97.47399219	24.36849805
8319	12/13/06 14:00	76123.61	75742.98438	75.74298438	18.93574609
8320	12/13/06 15:00	23396.02	23279.03906	23.27903906	5.819759766
8321	12/13/06 16:00	1988.4866	1978.544189	1.978544189	0.4946360474
8322	12/13/06 17:00		0	0	0
8323	12/13/06 18:00		0	0	0
8324	12/13/06 19:00		0	0	0
8325	12/13/06 20:00		0	0	0
8326	12/13/06 21:00		0	0	0
8327	12/13/06 22:00		0	0	0
8328	12/13/06 23:00		0	0	0
8329	12/14/06 0:00		0	0	0
8330	12/14/06 1:00		0	0	0
8331	12/14/06 2:00		0	0	0
8332	12/14/06 3:00		0	0	0
8333	12/14/06 4:00		0	0	0
8334	12/14/06 5:00		0	0	0
8335	12/14/06 6:00		0	0	0
8336	12/14/06 7:00	1966.5164	1956.683838	1.956683838	0.4891709595
8337	12/14/06 8:00	34621.14	34448.03516	34.44803516	8.612008789
8338	12/14/06 9:00	45221.684	44995.57422	44.99557422	11.24889355
8339	12/14/06 10:00	18875.14	18780.76563	18.78076563	4.695191406
8340	12/14/06 11:00	48010.605	47770.55469	47.77055469	11.94263867
8341	12/14/06 12:00	31602.652	31444.63867	31.44463867	7.861159668
8342	12/14/06 13:00	26856.207	26721.92578	26.72192578	6.680481445
8343	12/14/06 14:00	63040.68	62725.47656	62.72547656	15.68136914
8344	12/14/06 15:00	28042.184	27901.97266	27.90197266	6.975493164
8345	12/14/06 16:00	2371.2727	2359.41626	2.35941626	0.5898540649
8346	12/14/06 17:00		0	0	0
8347	12/14/06 18:00		0	0	0
8348	12/14/06 19:00		0	0	0
8349	12/14/06 20:00		0	0	0
8350	12/14/06 21:00		0	0	0
8351	12/14/06 22:00		0	0	0
8352	12/14/06 23:00		0	0	0
8353	12/15/06 0:00		0	0	0
8354	12/15/06 1:00		0	0	0
8355	12/15/06 2:00		0	0	0
8356	12/15/06 3:00		0	0	0
8357	12/15/06 4:00		0	0	0
8358	12/15/06 5:00		0	0	0

8359	12/15/06 6:00		0	0	0
8360	12/15/06 7:00	1588.0818	1580.141357	1.580141357	0.3950353394
8361	12/15/06 8:00	30324.84	30173.21484	30.17321484	7.543303711
8362	12/15/06 9:00	67616.72	67278.64063	67.27864063	16.81966016
8363	12/15/06 10:00	58958.34	58663.54688	58.66354688	14.66588672
8364	12/15/06 11:00	87446.234	87009	87.009	21.75225
8365	12/15/06 12:00	73051.53	72686.27344	72.68627344	18.17156836
8366	12/15/06 13:00	54690.75	54417.29688	54.41729688	13.60432422
8367	12/15/06 14:00	35367.668	35190.83203	35.19083203	8.797708008
8368	12/15/06 15:00	23825.357	23706.23047	23.70623047	5.926557617
8369	12/15/06 16:00	1964.263	1954.441528	1.954441528	0.4886103821
8370	12/15/06 17:00		0	0	0
8371	12/15/06 18:00		0	0	0
8372	12/15/06 19:00		0	0	0
8373	12/15/06 20:00		0	0	0
8374	12/15/06 21:00		0	0	0
8375	12/15/06 22:00		0	0	0
8376	12/15/06 23:00		0	0	0
8377	12/16/06 0:00		0	0	0
8378	12/16/06 1:00		0	0	0
8379	12/16/06 2:00		0	0	0
8380	12/16/06 3:00		0	0	0
8381	12/16/06 4:00		0	0	0
8382	12/16/06 5:00		0	0	0
8383	12/16/06 6:00		0	0	0
8384	12/16/06 7:00	1711.7458	1703.187012	1.703187012	0.4257967529
8385	12/16/06 8:00	13698.396	13629.9043	13.6299043	3.407476074
8386	12/16/06 9:00	16480.307	16397.90625	16.39790625	4.099476563
8387	12/16/06 10:00	38188.695	37997.75	37.99775	9.4994375
8388	12/16/06 11:00	110514.38	109961.8125	109.9618125	27.49045313
8389	12/16/06 12:00	77895.8	77506.3125	77.5063125	19.37657813
8390	12/16/06 13:00	74423.164	74051.04688	74.05104688	18.51276172
8391	12/16/06 14:00	53023.04	52757.92188	52.75792188	13.18948047
8392	12/16/06 15:00	39229.832	39033.68359	39.03368359	9.758420898
8393	12/16/06 16:00	3413.1858	3396.119873	3.396119873	0.8490299683
8394	12/16/06 17:00		0	0	0
8395	12/16/06 18:00		0	0	0
8396	12/16/06 19:00		0	0	0
8397	12/16/06 20:00		0	0	0
8398	12/16/06 21:00		0	0	0
8399	12/16/06 22:00		0	0	0
8400	12/16/06 23:00		0	0	0
8401	12/17/06 0:00		0	0	0
8402	12/17/06 1:00		0	0	0
8403	12/17/06 2:00		0	0	0
8404	12/17/06 3:00		0	0	0
8405	12/17/06 4:00		0	0	0
8406	12/17/06 5:00		0	0	0
8407	12/17/06 6:00		0	0	0
8408	12/17/06 7:00	1602.2218	1594.210693	1.594210693	0.3985526733
8409	12/17/06 8:00	36678.312	36494.92188	36.49492188	9.123730469
8410	12/17/06 9:00	79393.74	78996.77344	78.99677344	19.74919336
8411	12/17/06 10:00	117329.12	116742.4688	116.7424688	29.18561719
8412	12/17/06 11:00	138394.88	137702.9063	137.7029063	34.42572656
8413	12/17/06 12:00	141430.47	140723.3125	140.7233125	35.18082813
8414	12/17/06 13:00	124765.51	124141.6875	124.1416875	31.03542188
8415	12/17/06 14:00	99355.52	98858.74219	98.85874219	24.71468555
8416	12/17/06 15:00	53441.727	53174.51953	53.17451953	13.29362988
8417	12/17/06 16:00	3999.0242	3979.029053	3.979029053	0.9947572632
8418	12/17/06 17:00		0	0	0
8419	12/17/06 18:00		0	0	0
8420	12/17/06 19:00		0	0	0
8421	12/17/06 20:00		0	0	0
8422	12/17/06 21:00		0	0	0
8423	12/17/06 22:00		0	0	0
8424	12/17/06 23:00		0	0	0
8425	12/18/06 0:00		0	0	0
8426	12/18/06 1:00		0	0	0
8427	12/18/06 2:00		0	0	0
8428	12/18/06 3:00		0	0	0
8429	12/18/06 4:00		0	0	0
8430	12/18/06 5:00		0	0	0
8431	12/18/06 6:00		0	0	0
8432	12/18/06 7:00	1592.3135	1584.351929	1.584351929	0.3960879822
8433	12/18/06 8:00	36198.688	36017.69531	36.01769531	9.004423828
8434	12/18/06 9:00	81293.13	80886.66406	80.8866406	20.22166602
8435	12/18/06 10:00	119522.836	118925.2266	118.9252266	29.73130664
8436	12/18/06 11:00	141232.88	140526.7188	140.5267188	35.13167969
8437	12/18/06 12:00	144025.83	143305.7031	143.3057031	35.82642578
8438	12/18/06 13:00	128949.54	128304.7891	128.3047891	32.07619727
8439	12/18/06 14:00	97471.41	96984.04688	96.98404688	24.24601172
8440	12/18/06 15:00	50801.81	50547.79688	50.54779688	12.63694922
8441	12/18/06 16:00	4163.012	4142.197266	4.142197266	1.035549316
8442	12/18/06 17:00		0	0	0
8443	12/18/06 18:00		0	0	0
8444	12/18/06 19:00		0	0	0
8445	12/18/06 20:00		0	0	0
8446	12/18/06 21:00		0	0	0
8447	12/18/06 22:00		0	0	0
8448	12/18/06 23:00		0	0	0
8449	12/19/06 0:00		0	0	0
8450	12/19/06 1:00		0	0	0
8451	12/19/06 2:00		0	0	0
8452	12/19/06 3:00		0	0	0
8453	12/19/06 4:00		0	0	0

8454	12/19/06 5:00		0	0	0
8455	12/19/06 6:00		0	0	0
8456	12/19/06 7:00	550.35846	547.6066284	0.5476066284	0.1369016571
8457	12/19/06 8:00	34467.04	34294.70313	34.29470313	8.573675781
8458	12/19/06 9:00	80333.11	79931.44531	79.93144531	19.98286133
8459	12/19/06 10:00	116283.05	115701.625	115.701625	28.92540625
8460	12/19/06 11:00	136158.64	135477.8438	135.4778438	33.86946094
8461	12/19/06 12:00	144834	144109.8281	144.1098281	36.02745703
8462	12/19/06 13:00	130921.56	130266.9609	130.2669609	32.56674023
8463	12/19/06 14:00	101059.78	100554.4844	100.5544844	25.13862109
8464	12/19/06 15:00	52501.996	52239.48438	52.23948438	13.05987109
8465	12/19/06 16:00	4416.195	4394.11377	4.39411377	1.098528442
8466	12/19/06 17:00		0	0	0
8467	12/19/06 18:00		0	0	0
8468	12/19/06 19:00		0	0	0
8469	12/19/06 20:00		0	0	0
8470	12/19/06 21:00		0	0	0
8471	12/19/06 22:00		0	0	0
8472	12/19/06 23:00		0	0	0
8473	12/20/06 0:00		0	0	0
8474	12/20/06 1:00		0	0	0
8475	12/20/06 2:00		0	0	0
8476	12/20/06 3:00		0	0	0
8477	12/20/06 4:00		0	0	0
8478	12/20/06 5:00		0	0	0
8479	12/20/06 6:00		0	0	0
8480	12/20/06 7:00	640.069	636.8686523	0.6368686523	0.1592171631
8481	12/20/06 8:00	37471.457	37284.10156	37.28410156	9.321025391
8482	12/20/06 9:00	29149.02	29003.27539	29.00327539	7.250818848
8483	12/20/06 10:00	108610.31	108067.2578	108.0672578	27.01681445
8484	12/20/06 11:00	122395.84	121783.8672	121.7838672	30.44596668
8485	12/20/06 12:00	102876.305	102361.9219	102.3619219	25.59048047
8486	12/20/06 13:00	126270.72	125639.3594	125.6393594	31.40983984
8487	12/20/06 14:00	95936.89	95457.20313	95.45720313	23.86430078
8488	12/20/06 15:00	43574.926	43357.05078	43.35705078	10.8392627
8489	12/20/06 16:00	3897.1318	3877.64624	3.87764624	0.9694115601
8490	12/20/06 17:00		0	0	0
8491	12/20/06 18:00		0	0	0
8492	12/20/06 19:00		0	0	0
8493	12/20/06 20:00		0	0	0
8494	12/20/06 21:00		0	0	0
8495	12/20/06 22:00		0	0	0
8496	12/20/06 23:00		0	0	0
8497	12/21/06 0:00		0	0	0
8498	12/21/06 1:00		0	0	0
8499	12/21/06 2:00		0	0	0
8500	12/21/06 3:00		0	0	0
8501	12/21/06 4:00		0	0	0
8502	12/21/06 5:00		0	0	0
8503	12/21/06 6:00		0	0	0
8504	12/21/06 7:00	175.29327	174.4168091	0.1744168091	0.04360420227
8505	12/21/06 8:00	6236.0684	6204.888184	6.204888184	1.551222046
8506	12/21/06 9:00	13980.658	13910.75488	13.91075488	3.477688721
8507	12/21/06 10:00	19152.502	19056.73828	19.05673828	4.76418457
8508	12/21/06 11:00	22073.816	21963.44727	21.96344727	5.490861816
8509	12/21/06 12:00	24257.46	24136.17383	24.13617383	6.034043457
8510	12/21/06 13:00	20244.002	20142.7832	20.1427832	5.035695801
8511	12/21/06 14:00	25876.977	25747.5918	25.7475918	6.436897949
8512	12/21/06 15:00	6647.499	6614.26123	6.61426123	1.653565308
8513	12/21/06 16:00	269.48917	268.1417236	0.2681417236	0.06703543091
8514	12/21/06 17:00		0	0	0
8515	12/21/06 18:00		0	0	0
8516	12/21/06 19:00		0	0	0
8517	12/21/06 20:00		0	0	0
8518	12/21/06 21:00		0	0	0
8519	12/21/06 22:00		0	0	0
8520	12/21/06 23:00		0	0	0
8521	12/22/06 0:00		0	0	0
8522	12/22/06 1:00		0	0	0
8523	12/22/06 2:00		0	0	0
8524	12/22/06 3:00		0	0	0
8525	12/22/06 4:00		0	0	0
8526	12/22/06 5:00		0	0	0
8527	12/22/06 6:00		0	0	0
8528	12/22/06 7:00	416.58353	414.5006104	0.4145006104	0.1036251526
8529	12/22/06 8:00	33639.473	33471.27734	33.47127734	8.367819336
8530	12/22/06 9:00	79471.38	79074.03125	79.07403125	19.76850781
8531	12/22/06 10:00	117415.28	116828.2031	116.8282031	29.20705078
8532	12/22/06 11:00	140310.5	139608.9531	139.6089531	34.90223828
8533	12/22/06 12:00	145025.06	144299.9375	144.2999375	36.07498438
8534	12/22/06 13:00	132813.6	132149.5313	132.1495313	33.03738281
8535	12/22/06 14:00	100182.445	99681.53125	99.68153125	24.92038281
8536	12/22/06 15:00	52764.19	52500.37109	52.50037109	13.12509277
8537	12/22/06 16:00	4951.813	4927.054199	4.927054199	1.231763555
8538	12/22/06 17:00		0	0	0
8539	12/22/06 18:00		0	0	0
8540	12/22/06 19:00		0	0	0
8541	12/22/06 20:00		0	0	0
8542	12/22/06 21:00		0	0	0
8543	12/22/06 22:00		0	0	0
8544	12/22/06 23:00		0	0	0
8545	12/23/06 0:00		0	0	0
8546	12/23/06 1:00		0	0	0
8547	12/23/06 2:00		0	0	0
8548	12/23/06 3:00		0	0	0

8549	12/23/06 4:00		0	0	0
8550	12/23/06 5:00		0	0	0
8551	12/23/06 6:00		0	0	0
8552	12/23/06 7:00	358.81207	357.0180054	0.3570180054	0.08925450134
8553	12/23/06 8:00	29590.38	29442.42969	29.44242969	7.360607422
8554	12/23/06 9:00	57573.426	57285.55859	57.28555859	14.32138965
8555	12/23/06 10:00	67986.71	67646.78125	67.64678125	16.91169531
8556	12/23/06 11:00	112913.086	112348.5234	112.3485234	28.08713086
8557	12/23/06 12:00	142309.69	141598.125	141.598125	35.39953125
8558	12/23/06 13:00	118662.914	118069.6016	118.0696016	29.51740039
8559	12/23/06 14:00	55848.363	55569.12109	55.56912109	13.89228027
8560	12/23/06 15:00	37554.977	37367.20313	37.36720313	9.341800781
8561	12/23/06 16:00	3946.6113	3926.878174	3.926878174	0.9817195435
8562	12/23/06 17:00		0	0	0
8563	12/23/06 18:00		0	0	0
8564	12/23/06 19:00		0	0	0
8565	12/23/06 20:00		0	0	0
8566	12/23/06 21:00		0	0	0
8567	12/23/06 22:00		0	0	0
8568	12/23/06 23:00		0	0	0
8569	12/24/06 0:00		0	0	0
8570	12/24/06 1:00		0	0	0
8571	12/24/06 2:00		0	0	0
8572	12/24/06 3:00		0	0	0
8573	12/24/06 4:00		0	0	0
8574	12/24/06 5:00		0	0	0
8575	12/24/06 6:00		0	0	0
8576	12/24/06 7:00	300.68054	299.1771545	0.2991771545	0.07479428864
8577	12/24/06 8:00	24818.053	24693.96289	24.69396289	6.173490723
8578	12/24/06 9:00	38728.098	38534.45703	38.53445703	9.633614258
8579	12/24/06 10:00	51705.098	51446.57031	51.44657031	12.86164258
8580	12/24/06 11:00	86381.59	85949.67969	85.94967969	21.48741992
8581	12/24/06 12:00	66607.95	66274.91406	66.27491406	16.56872852
8582	12/24/06 13:00	24028.24	23908.09961	23.90809961	5.977024902
8583	12/24/06 14:00	36654.29	36471.01563	36.47101563	9.117753906
8584	12/24/06 15:00	40354.11	40152.33984	40.15233984	10.03808496
8585	12/24/06 16:00	4271.81	4250.451172	4.250451172	1.062612793
8586	12/24/06 17:00		0	0	0
8587	12/24/06 18:00		0	0	0
8588	12/24/06 19:00		0	0	0
8589	12/24/06 20:00		0	0	0
8590	12/24/06 21:00		0	0	0
8591	12/24/06 22:00		0	0	0
8592	12/24/06 23:00		0	0	0
8593	12/25/06 0:00		0	0	0
8594	12/25/06 1:00		0	0	0
8595	12/25/06 2:00		0	0	0
8596	12/25/06 3:00		0	0	0
8597	12/25/06 4:00		0	0	0
8598	12/25/06 5:00		0	0	0
8599	12/25/06 6:00		0	0	0
8600	12/25/06 7:00	175.87	174.9906464	0.1749906464	0.04374766159
8601	12/25/06 8:00	12896.063	12831.58301	12.83158301	3.207895752
8602	12/25/06 9:00	19039.27	18944.07227	18.94407227	4.736018066
8603	12/25/06 10:00	38509.133	38316.58594	38.31658594	9.579146484
8604	12/25/06 11:00	45266.06	45039.73047	45.03973047	11.25993262
8605	12/25/06 12:00	48474.902	48232.52734	48.23252734	12.05813184
8606	12/25/06 13:00	77358.59	76971.79688	76.97179688	19.24294922
8607	12/25/06 14:00	87624.695	87186.57031	87.18657031	21.79664258
8608	12/25/06 15:00	20661.28	20557.97266	20.55797266	5.139493164
8609	12/25/06 16:00	2234.01	2222.839844	2.222839844	0.5557099609
8610	12/25/06 17:00		0	0	0
8611	12/25/06 18:00		0	0	0
8612	12/25/06 19:00		0	0	0
8613	12/25/06 20:00		0	0	0
8614	12/25/06 21:00		0	0	0
8615	12/25/06 22:00		0	0	0
8616	12/25/06 23:00		0	0	0
8617	12/26/06 0:00		0	0	0
8618	12/26/06 1:00		0	0	0
8619	12/26/06 2:00		0	0	0
8620	12/26/06 3:00		0	0	0
8621	12/26/06 4:00		0	0	0
8622	12/26/06 5:00		0	0	0
8623	12/26/06 6:00		0	0	0
8624	12/26/06 7:00	0	0	0	0
8625	12/26/06 8:00	5846.416	5817.183594	5.817183594	1.454295898
8626	12/26/06 9:00	12817.482	12753.39453	12.75339453	3.188348633
8627	12/26/06 10:00	31284.523	31128.10156	31.12810156	7.782025391
8628	12/26/06 11:00	21516.07	21408.49023	21.40849023	5.352122559
8629	12/26/06 12:00	32692.518	32529.05469	32.52905469	8.132263672
8630	12/26/06 13:00	20236.768	20135.58398	20.13558398	5.033895996
8631	12/26/06 14:00	20100.758	20000.25391	20.00025391	5.000063477
8632	12/26/06 15:00	7416.1514	7379.070313	7.379070313	1.844767578
8633	12/26/06 16:00	266.77682	265.4429626	0.2654429626	0.06636074066
8634	12/26/06 17:00		0	0	0
8635	12/26/06 18:00		0	0	0
8636	12/26/06 19:00		0	0	0
8637	12/26/06 20:00		0	0	0
8638	12/26/06 21:00		0	0	0
8639	12/26/06 22:00		0	0	0
8640	12/26/06 23:00		0	0	0
8641	12/27/06 0:00		0	0	0
8642	12/27/06 1:00		0	0	0
8643	12/27/06 2:00		0	0	0

8644	12/27/06 3:00	0	0	0
8645	12/27/06 4:00	0	0	0
8646	12/27/06 5:00	0	0	0
8647	12/27/06 6:00	0	0	0
8648	12/27/06 7:00 403.32516	401.3085632	0.4013085632	0.1003271408
8649	12/27/06 8:00 24120.645	24000.04102	24.00004102	6.000010254
8650	12/27/06 9:00 75309.586	74933.03125	74.93303125	18.73325781
8651	12/27/06 10:00 55880.426	55601.02344	55.60102344	13.90025586
8652	12/27/06 11:00 132389.95	131728	131.728	32.932
8653	12/27/06 12:00 146025.47	145295.3281	145.2953281	36.32383203
8654	12/27/06 13:00 128210.01	127568.9531	127.5689531	31.89223828
8655	12/27/06 14:00 101894.1	101384.6328	101.3846328	25.3461582
8656	12/27/06 15:00 53447.168	53179.93359	53.17993359	13.2949834
8657	12/27/06 16:00 5947.125	5917.38916	5.91738916	1.47934729
8658	12/27/06 17:00	0	0	0
8659	12/27/06 18:00	0	0	0
8660	12/27/06 19:00	0	0	0
8661	12/27/06 20:00	0	0	0
8662	12/27/06 21:00	0	0	0
8663	12/27/06 22:00	0	0	0
8664	12/27/06 23:00	0	0	0
8665	12/28/06 0:00	0	0	0
8666	12/28/06 1:00	0	0	0
8667	12/28/06 2:00	0	0	0
8668	12/28/06 3:00	0	0	0
8669	12/28/06 4:00	0	0	0
8670	12/28/06 5:00	0	0	0
8671	12/28/06 6:00	0	0	0
8672	12/28/06 7:00 88.38268	87.94076538	0.08794076538	0.02198519135
8673	12/28/06 8:00 32373.822	32211.95313	32.21195313	8.052988281
8674	12/28/06 9:00 76390.58	76008.625	76.008625	19.00215625
8675	12/28/06 10:00 118088.48	117498.0391	117.4980391	29.37450977
8676	12/28/06 11:00 138972.33	138277.4688	138.2774688	34.56936719
8677	12/28/06 12:00 139212.14	138516.0781	138.5160781	34.62901953
8678	12/28/06 13:00 132575.55	131912.6719	131.9126719	32.97816797
8679	12/28/06 14:00 105241.99	104715.7813	104.7157813	26.17894531
8680	12/28/06 15:00 56657.406	56374.12109	56.37412109	14.09353027
8681	12/28/06 16:00 6593.689	6560.720215	6.560720215	1.640180054
8682	12/28/06 17:00	0	0	0
8683	12/28/06 18:00	0	0	0
8684	12/28/06 19:00	0	0	0
8685	12/28/06 20:00	0	0	0
8686	12/28/06 21:00	0	0	0
8687	12/28/06 22:00	0	0	0
8688	12/28/06 23:00	0	0	0
8689	12/29/06 0:00	0	0	0
8690	12/29/06 1:00	0	0	0
8691	12/29/06 2:00	0	0	0
8692	12/29/06 3:00	0	0	0
8693	12/29/06 4:00	0	0	0
8694	12/29/06 5:00	0	0	0
8695	12/29/06 6:00	0	0	0
8696	12/29/06 7:00 174.87778	174.0033875	0.1740033875	0.04350084686
8697	12/29/06 8:00 24361.55	24239.74219	24.23974219	6.059935547
8698	12/29/06 9:00 72561.13	72198.32813	72.19832813	18.04958203
8699	12/29/06 10:00 109575.86	109027.9766	109.0279766	27.25699414
8700	12/29/06 11:00 134790.1	134116.1406	134.1161406	33.52903516
8701	12/29/06 12:00 138864.7	138170.375	138.170375	34.54259375
8702	12/29/06 13:00 111410.44	110853.3828	110.8533828	27.7133457
8703	12/29/06 14:00 73285.95	72919.52344	72.91952344	18.22988086
8704	12/29/06 15:00 43709.99	43491.44141	43.49144141	10.87286035
8705	12/29/06 16:00 5410.0103	5382.960449	5.382960449	1.345740112
8706	12/29/06 17:00	0	0	0
8707	12/29/06 18:00	0	0	0
8708	12/29/06 19:00	0	0	0
8709	12/29/06 20:00	0	0	0
8710	12/29/06 21:00	0	0	0
8711	12/29/06 22:00	0	0	0
8712	12/29/06 23:00	0	0	0
8713	12/30/06 0:00	0	0	0
8714	12/30/06 1:00	0	0	0
8715	12/30/06 2:00	0	0	0
8716	12/30/06 3:00	0	0	0
8717	12/30/06 4:00	0	0	0
8718	12/30/06 5:00	0	0	0
8719	12/30/06 6:00	0	0	0
8720	12/30/06 7:00 0.2137113	0.2126427442	0.00021264274	0.000053160684
8721	12/30/06 8:00 31225.04	31068.91406	31.06891406	7.767228516
8722	12/30/06 9:00 74961.086	74586.28125	74.58628125	18.64657031
8723	12/30/06 10:00 115647.13	115068.8906	115.0688906	28.76722266
8724	12/30/06 11:00 136129.3	135448.6563	135.4486563	33.86216406
8725	12/30/06 12:00 145846.08	145116.8438	145.1168438	36.27921094
8726	12/30/06 13:00 129814.54	129165.4688	129.1654688	32.29136719
8727	12/30/06 14:00 97540.266	97052.5625	97.0525625	24.26314063
8728	12/30/06 15:00 49454.082	49206.8125	49.2068125	12.30170313
8729	12/30/06 16:00 6363.005	6331.189941	6.331189941	1.582797485
8730	12/30/06 17:00	0	0	0
8731	12/30/06 18:00	0	0	0
8732	12/30/06 19:00	0	0	0
8733	12/30/06 20:00	0	0	0
8734	12/30/06 21:00	0	0	0
8735	12/30/06 22:00	0	0	0
8736	12/30/06 23:00	0	0	0
8737	12/31/06 0:00	0	0	0
8738	12/31/06 1:00	0	0	0

8739	12/31/06 2:00		0	0	0
8740	12/31/06 3:00		0	0	0
8741	12/31/06 4:00		0	0	0
8742	12/31/06 5:00		0	0	0
8743	12/31/06 6:00		0	0	0
8744	12/31/06 7:00	86.9606	86.52579498	0.08652579498	0.021631444875
8745	12/31/06 8:00	27139.6	27003.90234	27.00390234	6.750975586
8746	12/31/06 9:00	71877.71	71518.32031	71.51832031	17.87958008
8747	12/31/06 10:00	83843.39	83424.17188	83.42417188	20.85604297
8748	12/31/06 11:00	126906.66	126272.125	126.272125	31.56803125
8749	12/31/06 12:00	139638.08	138939.8906	138.9398906	34.73497266
8750	12/31/06 13:00	129588.414	128940.4766	128.9404766	32.23511914
8751	12/31/06 14:00	94987.85	94512.90625	94.51290625	23.62822656
8752	12/31/06 15:00	60689.227	60385.78125	60.38578125	15.09644531
8753	12/31/06 16:00	8007.5093	7967.47168	7.96747168	1.99186792
8754	12/31/06 17:00		0	0	0
8755	12/31/06 18:00		0	0	0
8756	12/31/06 19:00		0	0	0
8757	12/31/06 20:00		0	0	0
8758	12/31/06 21:00		0	0	0
8759	12/31/06 22:00		0	0	0
8760	12/31/06 23:00		0	0	0

Attachment B - Install Path Way Lighting

Area	Fixt. Qty.	Description	Manufacturer	Sensor Model Number	CCT	Lumens/LPW	Hours	Watt/Lamp	# Lamps/Fixture	kW total	kWh
Pathway	6	Architectural Style LED Area Fixture w/ T3 Distribution Optics	NLS Lighting	Photo Cell Included	4000K	7597 Lumens 107 LPW	4200	71	2	0.852	3,578



* Arm Mount




* Wall Mount

LED WATTAGE CHART

	16L	32L
350 milliamps		33w
400 milliamps	21w	
530 milliamps	28w	54w
700 milliamps	36w	71w
1050 milliamps	56w	106w

The beautiful and simple California Series LED Pedestrian Luminaires depict not only the California lifestyle, but the architecture of California as well. This ornamental piece is a delightful sight to see and a great model to illuminate any urban, rural, retail, or park, or campus setting.

The different caps and shades depict different California styles and a touch of California's historic Spanish mission era. The California Series is the perfect selection to combine both design and efficiency in light performance. Designed, tooled, manufactured and assembled in the USA.



STAR POWER™ OPTICAL SYSTEM

The Star Power™ reflector is an excellent system which provides great value and performance. Star Power Patent number: 10168023

BUY AMERICAN

To ensure the latest BAA/TAA/BABA Standards are being met, please select BAA, TAA, or BABA in the options section. Please contact the factory before placing an order for any NLS products requesting BAA (Buy American Act), TAA (Trade American Act), or BABA (Build America, Buy America).

Project Name:

Type:

CAL-S ORDERING GUIDE

Cat#	Top	Shade	Light Dist.	No. of LEDs	Milliamps
California Small 18" Diameter (CAL-S)	Top 1 (TP1)	Shade 1 (S1)	Type 2 (T2)	16 (16L)	350 (35)
	Top 2 (TP2)	Shade 4 (S4)	Type 3 (T3)	32 (32L)	400 (40) ^①
	Top 3 (TP3)	Shade 6 (S6)	Type 4 (T4)		530 (53)
		Shade 7 (S7)	Type 5 (T5)		700 (7)
		Shade 8 (S8)			1050 (1)

Kelvin	Volts	Mounting	Color	Controls	Options
Amber 585-600nm (AMBER) ^{⑥⑧}	120-277 (UNV)	Arm Mount (AM) ^②	Bronze Textured (BRZ)	Button Photocell (PC) ^⑤	House Side Shield (HSS)
2700K, 70 CRI (27K7) ^⑤	347-480 (HV)	Wall Mount (WM) ^②	White Textured (WHT)	Nema 7-Pin Receptacle (PE7) ^⑤	Bird Spikes (BS)
2700K, 80 CRI (27K8) ^{①⑤}		Architectural Arm Wall Mount (AAWM) ^⑤	Smooth White Gloss (SWT)	Photocell + Receptacle (PCR) ^⑤	Marine Grade Finish (MGF)
3000K, 70 CRI (30K7) ^⑤			Silver (SVR)	Receptacle + Shorting Cap (PER) ^⑤	Buy American (BAA) ^⑩
3000K, 80 CRI (30K8) ^{①⑤}			Black Textured (BLK)	FSP-211 with Motion Sensor (UNV Voltage) (FSP-8) ^⑤	Trade American (TAA) ^⑩
3500K, 80 CRI (35K8)			Smooth Black Gloss (SBK)	*8' and Below (FSP-20) ^⑤	Build America Buy American (BABA) ^⑩
4000K, 70 CRI (40K7)			Graphite Textured (GPH)	*9'-20' Heights (FSP-40) ^⑤	
4000K, 80 CRI (40K8) ^①			Grey Textured (GRY)	*21'-40' Heights	
5000K, 70 CRI (50K7)			Green (GRN)	Custom Controls Integration (CCI) ^⑤	
5000K, 80 CRI (50K8) ^①			Custom (CS)		

Notes:

- ① Consult Factory for Lead Time. Consult Factory for 90 CRI Requests.
- ② For Arm Mount, please select an Architectural Arm (AA) separately.
- ③ Universal Voltage 120-277
- ④ Only compatible with Arm Mount Arch Arms: 2, 3, 7-11, 13-18
- ⑤ 3000K or lower must be selected to meet International Dark Sky Association certification.
- ⑥ For AAWM, please select an Architectural arm (AA) separately.
- ⑦ Consult Factory.
- ⑧ Please contact Factory for Custom Control Integration requests (nLight, NX, WaveLinx, Crestron, DMX/RDM, Synapse, Casambi, Dali II, or other control systems)
- ⑨ Turtle Safe
- ⑩ Consult factory for all BAA/TAA/BABA requests
- ⑪ 16L Only



701 Kingshill Place, Carson, CA 90746
Call Us Today (310) 341-2037

nslighting.com

PRODUCT SPECIFICATIONS

HOUSING

Heavy Duty Marine Grade Cast and Spun Aluminum with 4 shade options and 3 cap options

ELECTRICAL

- 120-277 Volts (UNV) or 347-480 Volts (HV)
- 0-10V dimming driver
- Driver power factor at maximum load is $\geq .95$, THD maximum load is 15%
- LED Drivers Ambient Temp. Min is -40°C and Ambient Temp. Max ranges from 50°C to 55°C and, in some cases, even higher. Consult the factory for revalidation by providing the fixture catalog string before quoting and specifying it.
- All internal wiring UL certified for 600 VAC and 105°C
- CRI 70, 80 or 90
- Color temperatures: Amber, 2700K, 3000K, 3500K, 4000K, 5000K
- Surge Protection: 20KA supplies as standard.

OPTIONS

- **BIRD SPIKES (BS)**—offers effective and humane deterrent for larger bird species and provides cost-effective long-term solution to nuisance bird infestations..
- **MARINE GRADE FINISH (MGF)**—A multi-step process creating protective finishing coat against harsh environments.
 - Chemically washed in a 5 stage cleaning system.
 - Pre-baked
 - Powder coated 3-5 mils of Zinc Rich Super Durable Polyester Primer.
 - 1-2 feet inside pole coverage top and bottom.
 - Oven Baked.
 - Finished Powder Coating of Super Durable Polyester Powder Coat 3-5 mil thickness.
- **SHIELDS (HSS)**—House Side Shield (HSS) is designed for full property line cut-off.

CONTROL OPTIONS

- FSP-211 (FSP-X) - Passive infrared (PIR) sensor providing multi-level control based on motion/daylight contribution.
- All control parameters adjustable via wireless configuration remote storing and transmitting sensor profiles.
- FSP-20 mounting heights 9-20 feet
- FSP-40 mounting heights 21-40 feet.
- Includes 5 dimming event cycles, 0-10V dimming with motion sensing, re-programmable in the field.
- FSIR-100 commissioning remote is required to change sensor settings. Please contact factory for ordering.
- Controls Agnostic: Please contact factory for your preferred controls option. (nLight, NX, WaveLinx, Crestron, DMX/RDM, Synapse, Casambi, Dali II, or other control systems)
- NEMA 7-PIN RECEPTACLE (PE7)—An ANSI C136.41-2013 receptacle provides electrical and mechanical interconnection between photo control cell and luminaire. Dimming receptacle available two or four dimming contacts supports 0-10 VDC dimming methods or Digital Addressable Lighting Interface (DALI), providing reliable power interconnect.
- PHOTOCELL + RECEPTACLE (PCR)—7-Pin Receptacle and Electronic Twist Lock Photocell for dusk to dawn operation.
- RECEPTACLE + SHORTING CAP (PER)—7-Pin Receptacle and Shorting Cap.

FINISH

5 mils Powder Coat

WARRANTY

Standard Warranty is 5 years for Driver and LEDs

LISTINGS

UL 1598 Listed
IDA Dark Sky Approved

BUY AMERICAN OPTION

While all of the NLS Lighting products listed in this document qualify for the Buy America(n) Act of 1933, we reserve the right to change our listings without notice.

The information provided above is for general informational purposes only. We encourage you to consult legal professionals for advice particular to your projects concerning BAA, TAA, BABA or Buy America.

Additional NLS Products that meet BAA, TAA standards can be found at the following link:

[https://nslighting.com/wp-content/uploads/cs/NLS_BuyAmerica\(n\).pdf](https://nslighting.com/wp-content/uploads/cs/NLS_BuyAmerica(n).pdf)



The information and specifications on this document are subject to change without any notification. All values are design, nominal, typical or prorated values when measured under internal and external laboratory conditions.



701 Kingshill Place, Carson, CA 90746
Call Us Today (310) 341-2037

nslighting.com

PRODUCT SPECIFICATIONS

PART NUMBER	T2 LUMENS	LM/W	BUG RATING	T3 LUMENS	LM/W	BUG RATING	T4 LUMENS	LM/W	BUG RATING	T5 LUMENS	LM/W	BUG RATING	Watts
CAL-S-16L-40-27K7	1990	95		1954	93		1972	94		1867	89		21
CAL-S-16L-40-27K8	1863	89		1830	87		1847	88		1748	83		21
CAL-S-16L-40-30K8	1998	95		1962	93		1980	94		1874	89		21
CAL-S-16L-40-30K7	2152	102		2113	101		2132	102		2019	96		21
CAL-S-16L-40-35K8	1998	95		1962	93		1980	94		1874	89		21
CAL-S-16L-40-40K8	2152	102		2113	101		2132	102		2019	96		21
CAL-S-16L-40-40K7	2325	111		2283	109		2304	110		2181	104		21
CAL-S-16L-40-50K8	2152	102		2113	101		2132	102		2019	96		21
CAL-S-16L-40-50K7	2325	111		2283	109		2304	110		2181	104		21
CAL-S-16L-53-30K7	2856	102	B1-U0-G1	2884	103	B1-U0-G1	2912	104	B1-U0-G1	2800	100	B2-U0-G1	28
CAL-S-16L-53-40K7	2968	106	B1-U0-G1	2968	106	B1-U0-G1	2996	107	B1-U0-G1	2884	103	B2-U0-G1	28
CAL-S-16L-53-50K7	3136	112	B1-U0-G1	3108	111	B1-U0-G1	3136	112	B1-U0-G1	2968	106	B2-U0-G1	28
CAL-S-16L-7-30K7	3672	102	B1-U0-G1	3708	103	B1-U0-G1	3744	104	B1-U0-G2	3600	100	B2-U0-G1	36
CAL-S-16L-7-40K7	3816	106	B1-U0-G1	3816	106	B1-U0-G1	3852	107	B1-U0-G2	3708	103	B2-U0-G1	36
CAL-S-16L-7-50K7	4032	112	B1-U0-G1	3996	111	B1-U0-G1	4032	112	B1-U0-G2	3816	106	B2-U0-G1	36
CAL-S-16L-1-30K7	5712	102	B2-U0-G2	5768	103	B1-U0-G1	5824	104	B2-U0-G2	5600	100	B3-U0-G1	56
CAL-S-16L-1-40K7	5936	106	B2-U0-G2	5936	106	B1-U0-G1	5992	107	B2-U0-G2	5768	103	B3-U0-G1	56
CAL-S-16L-1-50K7	6272	112	B2-U0-G2	6216	111	B1-U0-G1	6272	112	B2-U0-G2	5936	106	B3-U0-G1	56
CAL-S-32L-35-30K7	3366	102	B1-U0-G1	3399	103	B1-U0-G1	3432	104	B1-U0-G2	3300	100	B2-U0-G1	33
CAL-S-32L-35-40K7	3498	106	B1-U0-G1	3498	106	B1-U0-G1	3531	107	B1-U0-G2	3399	103	B2-U0-G1	33
CAL-S-32L-35-50K7	3696	112	B1-U0-G1	3663	111	B1-U0-G1	3696	112	B1-U0-G2	3498	106	B2-U0-G1	33
CAL-S-32L-53-30K7	5508	102	B2-U0-G2	5562	103	B1-U0-G1	5616	104	B1-U0-G2	5400	100	B3-U0-G1	54
CAL-S-32L-53-40K7	5724	106	B2-U0-G2	5724	106	B1-U0-G1	5778	107	B2-U0-G2	5562	103	B3-U0-G1	54
CAL-S-32L-53-50K7	6048	112	B2-U0-G2	5994	111	B1-U0-G1	6048	112	B2-U0-G2	5724	106	B3-U0-G1	54
CAL-S-32L-7-30K7	7242	102	B2-U0-G2	7313	103	B2-U0-G2	7384	104	B2-U0-G2	7100	100	B3-U0-G1	71
CAL-S-32L-7-40K7	7526	106	B2-U0-G2	7597	107	B2-U0-G2	7597	107	B2-U0-G3	7313	103	B3-U0-G1	71
CAL-S-32L-7-50K7	7952	112	B2-U0-G2	7881	111	B2-U0-G2	7952	112	B2-U0-G3	7526	106	B3-U0-G1	71
CAL-S-32L-1-30K7	10812	102	B3-U0-G3	10918	103	B2-U0-G2	11024	104	B2-U0-G3	10600	100	B3-U0-G2	106
CAL-S-32L-1-40K7	11236	106	B3-U0-G3	11342	107	B2-U0-G2	11342	107	B3-U0-G3	10918	103	B3-U0-G2	106
CAL-S-32L-1-50K7	11872	112	B3-U0-G3	11766	111	B2-U0-G2	11872	112	B3-U0-G3	11236	106	B3-U0-G2	106

3000k or warmer must be selected to meet International Dark-Sky Association certification.

Lumen Maintenance Data

Ambient Temperature	Drive Current	L90 Hours*	L70 Hours**	30,000 Hours*	50,000 Hours*	60,000 Hours*	100,000 Hours**
25°C	Up to 700mA	58,000	173,000	95.7%	91.6%	89.6%	82.1%
	1050mA	48,000	143,000	94.3%	89.5%	87.2%	78.5%

*Reported extrapolations per IESNA TM-21

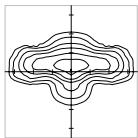
**Projected extrapolations per IESNA TM-21

EPA	CAL-S
Single	0.82

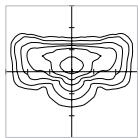
OPTICS

Star Power T2, T3, T4 and T5

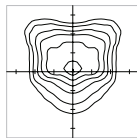
- IES Types



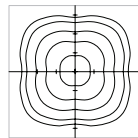
TYPE II (T2)



TYPE III (T3)



TYPE IV (T4)



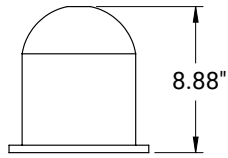
TYPE V (T5)

PRODUCT SPECIFICATIONS

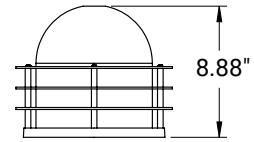
PRODUCT CONFIGURATION

TOPS

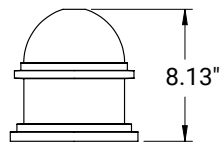
TOP 1
Smooth



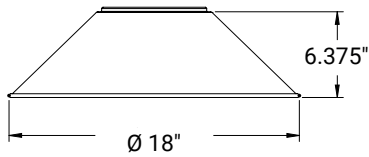
TOP 2
Alum. Rings



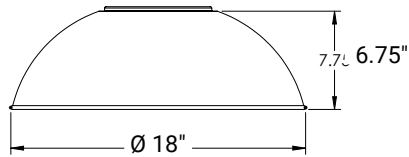
TOP 3



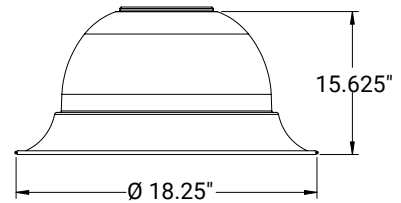
SHADES



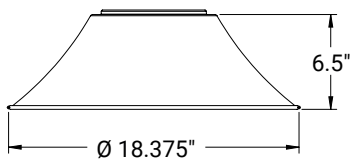
SHADE 1



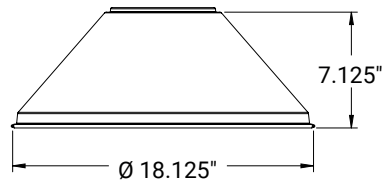

SHADE 4



SHADE 6



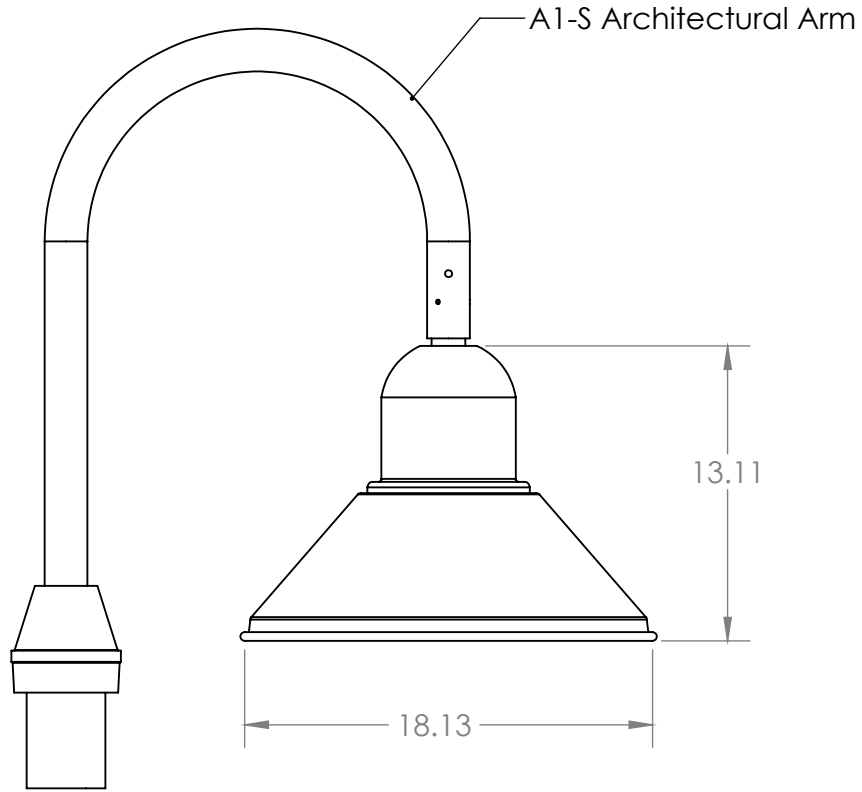
SHADE 7



SHADE 8

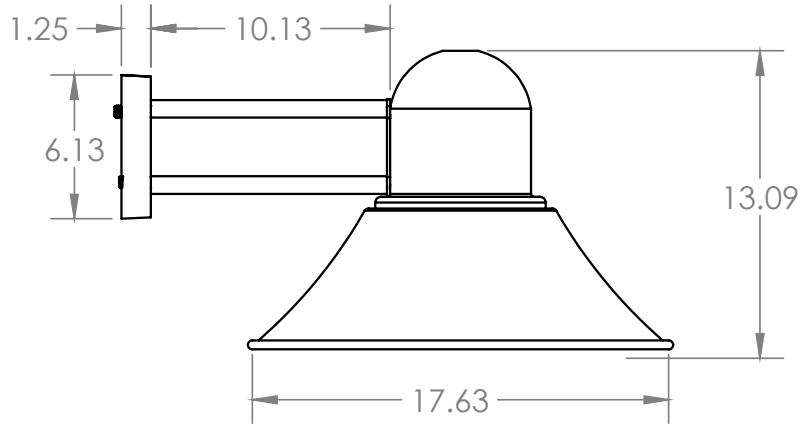
PRODUCT SPECIFICATIONS

CAL-S ARM MOUNT



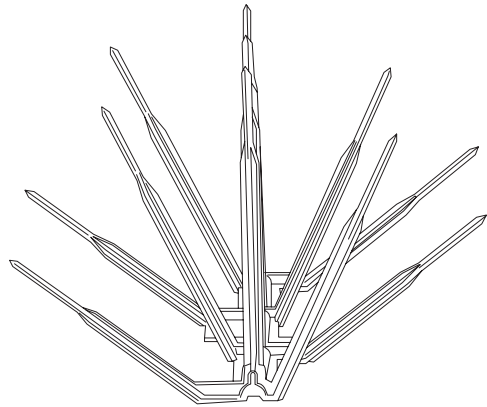
PRODUCT SPECIFICATIONS

CAL-S WALL MOUNT



BIRD SPIKES (BS)

Bird Spikes offers effective and humane deterrent for larger bird species and provides cost-effective long-term solution to nuisance bird infestations and protect your property.

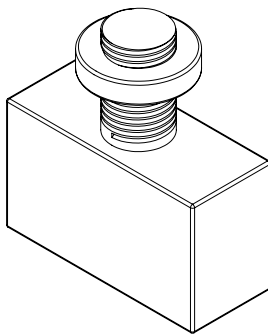


MARINE GRADE FINISH (MGF)

The **(MGF)** is a multi step process. Chemically washed in a 5 stage cleaning system. Pre-baked. Powder coated 3-5 mils of Zinc Rich Super Durable Polyester Primer. Oven Baked. Finished Powder Coating of Super Durable Polyester Powder Coat 3-5 mil thickness.



BUTTON PHOTOCELL

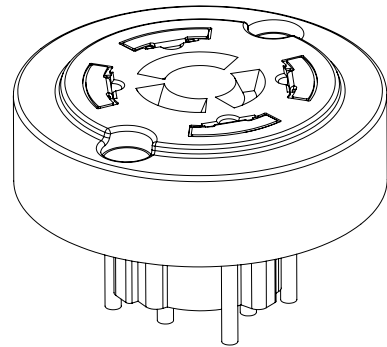


Button Type Photocell (PC)

Photocell for dusk to dawn operation.
Consult Factory.

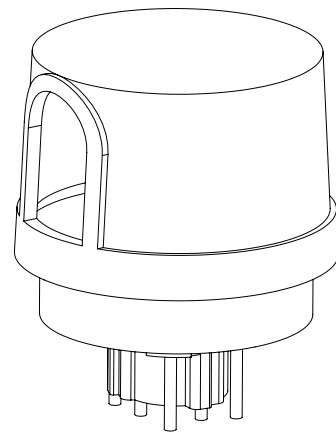
NEMA 7-PIN RECEPTACLE (PE7)

An ANSI C136.41-2013 receptacle provides electrical and mechanical interconnection between photo control cell and luminaire. Dimming receptacle available two or four dimming contacts supports 0-10 VDC dimming methods or Digital Addressable Lighting Interface (DALI), providing reliable power interconnect.



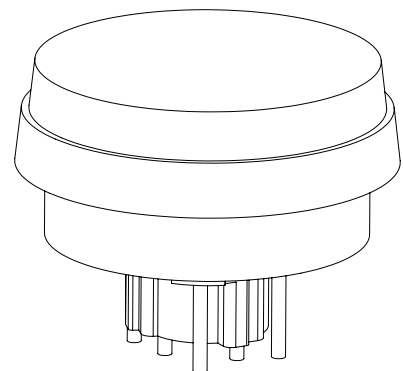
PHOTOCELL + RECEPTACLE (PCR)

7-Pin Receptacle and Electronic Twist Lock Photocell for dusk to dawn operation.




RECEPTACLE + SHORTING CAP (PER)


7-Pin Receptacle and Shorting Cap.




LED KELVIN RANGE




AMBER
585-600 nm




2700K 70 CRI




3000K 70 CRI



3500K 80 CRI



4000K 70 CRI

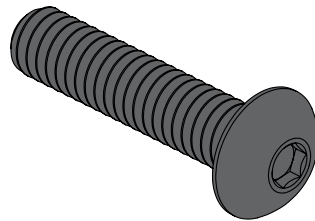


5000K 70 CRI

Color	Dominant or Peak Wavelength Range (nm)	
	Minimum	Maximum
Amber	585	600


BLACK HARDWARE

Optional black, zinc coated steel hardware.



BLACK OPTIC FRAME

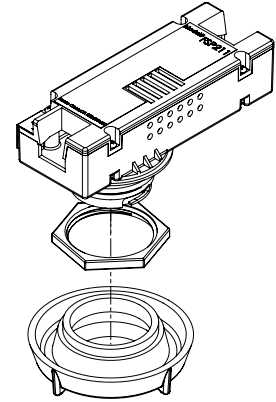
Optional Black Optic Frame.
Standard is white.



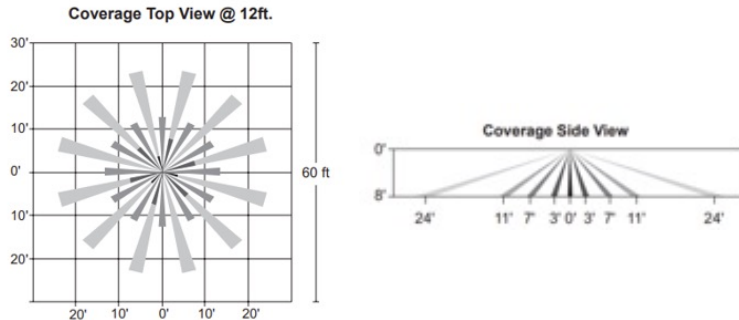
PRODUCT SPECIFICATIONS

CONTROLS

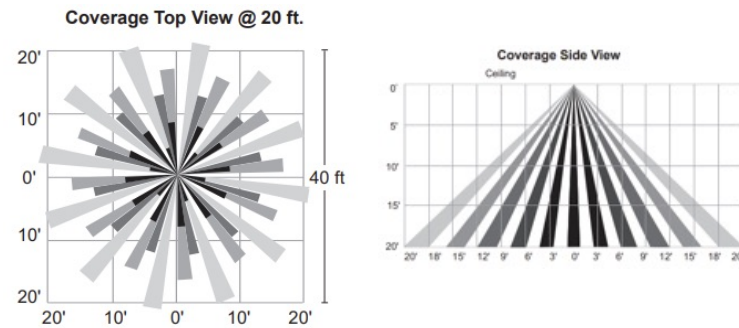
- **DIMMING CONTROL (FSP)**—Passive infrared (PIR) sensor providing multi-level control based on motion/daylight contribution.
 - All control parameters adjustable via wireless configuration remote storing and transmitting sensor profiles.
 - FSP-8 mounting heights 8 feet and below
 - FSP-20 mounting heights 9-20 feet
 - FSP-40 mounting heights 21-40 feet.
 - Includes 5 dimming event cycles, 0-10V dimming with motion sensing, re-programmable in the field.



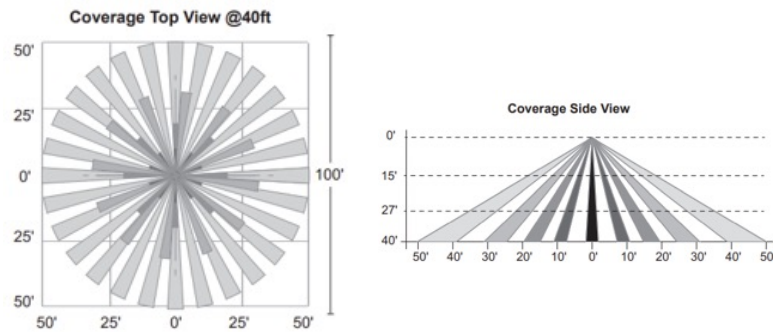
FSP-8



FSP-20



FSP-40



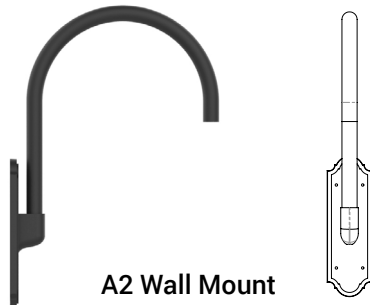
ARMS



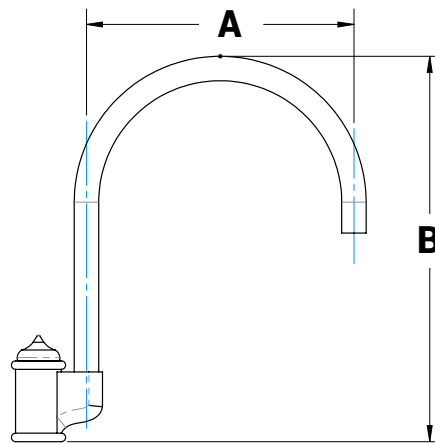
A2 Single



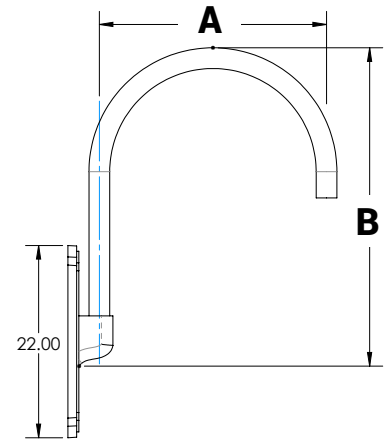
A2 Double 180



A2 Wall Mount



A2 Single



A2-WM Cast Wall Plate

MODEL	A	B	C	EPA SGL	EPA DBL	EPA WM
A2-S	17 in.	29 in.	1 7/8" Ø (1-1/2 in. SCH40)	1.2	1.9	.9
A2-L	26 in.	38 in.	1 7/8" Ø (1-1/2 in. SCH40)	1.5	2.8	1.4
A2-XL	26 in.	38 in.	2 3/8" Ø (2 in. SCH40)			

Architectural Arm 2 is constructed of extruded aluminum tubing. Integrates with poles or tenons of 3-1/2", 4", 4-1/2", or 5" OD and is secured with 3/8" stainless steel Allen set screws.

Contact NLS for custom configuration or others mounting options. Arms are designed, tooled, fabricated and assembled in the USA.



Project Name:

Type:

Cat #	Mounting	Pole or Tenon Diameter	Color
Architectural Arm 2 Small (A2-S)	Single (SGL)	3" Round (3R)	Bronze (BRZ)
	Double 180° (D180)	4" Round (4R)	White (WHT)
	Wall Mount (WM)	4 1/2" Round (412R)	Silver (SVR)
Architectural Arm 2 Large (A2-L)		5" Round (5R)	Black (BLK)
			Hunter Green (HGN)
			Graphite (GPH)
			Grey (GRY)
			Custom (CS)

Attachment C - Install Parking Lot Lighting

Area	Fixt. Qty.	Description	Manufacturer	Sensor Model Number	CCT	Lumens/LPW	Hours	Watt/Lamp	# Lamps/Fixture	kW total	kWh
Parking Lot	6	Architectura Style LED Area Fixture w/ T3 Distribution Optics	NLS Lighting	Photo Cell Included	4000K	7598 Lumens 107 LPW	4200	71	2	0.852	3,578

Attachment D - Replace Natural Gas Pool Heater with Heat Pump Water Heaters - Community Center				
Pool Surface Area	2,000	sqft (estimated)	4	average wind speed m/s (2 to 20 m/s)
Outdoor Pool Water Temperature	85	F	31	hc (W/m2-K)
Saturation vapor pressure of air at pool temperature	1	in Hg (from Psych. Chart)	5/23/2024	pool start date
Latent heat required to change water to vapor at water temperature	1,045	Btu/lb	9/10/2024	pool end date
Activity Factor (ASHRAE)	1	(public pools)	110	days
Water Temperature	62	F (assumption given weather data a zipcode)	2640	hours
Water emissivity	1			
Stefan-Boltzmann Constant	0	Btu/h-sqft-R4		
Convection heat coefficient	5	Btu/ft2R		
Boiler efficiency	1			
Model Pool Heater Natural Gas Consumption	9,639	therms/yr (pool op. May-Sept)		
Heat pump COP	5			
Heat pump energy usage	45,188	kWh		

Month	Average OAT (F)	Dew Point (F)	Sat. Vap. Pressure at OA Dew Point (in Hg)	Evaporation Rate (lbs/hr)	Makeup Water Heating (Btu/hr)	Evaporation Heat Loss (Btu/hr)	Convection Heat Loss (Btu/hr)	Radiation Heat Loss (Btu/hr)	Total Heat Loss (Btu/hr)
January	46	42	0	173	4,036	180,365	362,375	74,167	620,944
February	49	40	0	176	4,122	184,203	329,359	68,084	585,768
March	59	45	0	167	3,907	174,609	243,721	51,698	473,935
April	59	43	0	171	3,993	178,446	242,868	51,530	476,838
May	69	49	0	158	3,693	165,015	144,415	31,561	344,684
June	74	52	0	151	3,521	157,340	97,577	21,626	280,064
July	75	54	0	145	3,392	151,583	89,508	19,886	264,369
August	77	51	0	152	3,564	159,259	69,780	15,595	248,198
September	72	47	0	163	3,822	170,771	121,758	26,790	323,142
October	65	49	0	158	3,693	165,015	184,397	39,818	392,923
November	56	41	0	174	4,079	182,284	267,151	56,269	509,783
December	47	41	0	174	4,079	182,284	353,553	72,554	612,471
Average				164	3,825	170,931	208,872	44,131	427,760

**Attachment E - Replace the AC and furnace with heat pumps -
Community Center**

	kWh	kW	Therms	Cost
Baseline	18,190	12.3	2,150	\$9,631
Proposed	26,839	10.0	0	\$8,532
Savings	-8,649		2,150	\$1,099

EEM F - Replace the domestic water heater with a heat pump water heater - Community Center

Existing Conditions/Assumptions			Calculations		
Hot Water Usage	10	<i>gal/person/day</i>	PG&E Gas Cost	1.72	<i>\$/therm</i>
People/day	30	<i>average</i>	HW USage	84,000	<i>gall/yr</i>
HWST	130	<i>F</i>	Heat Output	490	<i>therm/yr</i>
Water Temp	60	<i>F</i>	Heat Input Savings	612.99	<i>therm/yr</i>
Usage	280	<i>days/yr</i>	Electric Usage Increase	3,704	<i>kWh/yr</i>
(E) HW Heater efficiency	0.8		\$ Savings	-\$88	<i>\$/year</i>

Attachment G - Install LEDs inside the booster pump room

Location	PRE ECM Fixture QTY	PRE-ECM Existing Code/ Description	Watt/ Lamps	# of Lamps/Fixture	Total Watts	Post EXM Fixture Qty	POST-ECM Proposed Code/ Description	# Lamp/Fixture	Watt/Lamp	Total Watts	Watts Saved	Estimated Use Hours	Existing Timer Hr Saved	Actual Hours	Existing kWh	Proposed kWh	kWh Savings
Pump Station	6	4-Lamp 1x8 - Surface - Frosted - 40W F40T12	32	4	768	6	LED A: 20W MAGNETIC RETROFIT STRIP KIT 40K (1-KIT)	1	20	120	648	3120	312	2808	2,157	336.96	1,820

Attachment H - Schedule filter backwash during off-peak hours

Assumptions and Calculations			
75	HP, booster Pump	4	# of Backwash/Summer
0.746	LF (assumed)	8	# of Backwash/Winter
0.75	hr washing 3 filters, each backwash	\$5,304.06	Demand Savings Summer
42	kW demand	\$1,013.81	Demand Savings Winter
31.6	Average Demand Rate Summer	\$12.73	Energy Savings Summer
3.02	Average Demand Rate Winter	\$15.29	Energy Savings Winter
0.21707	Average Energy Cost Summer	\$6,317.87	Demand Cost Savings
0.183055	Average Energy Cost Winter	\$113.58	Energy Cost Savings
		\$6,431.45	Total Savings

Attachment I - Cash Flow

Year	Annual ECAA Loan	O&M & PeGu	Grants, Rebates &	Projected Utility Cost	Annual Cost Savings	Cumulative Cost Savings
0	\$-	\$-	\$-	\$48,341	\$48,341	\$48,341
1	\$203,834	\$11,196	\$589,331	\$204,967	\$579,268	\$627,609
2	\$203,834	\$11,532	\$-	\$217,265	\$1,899	\$629,508
3	\$203,834	\$11,878	\$-	\$230,301	\$14,589	\$644,097
4	\$203,834	\$12,234	\$-	\$244,119	\$28,051	\$672,148
5	\$203,834	\$12,601	\$-	\$258,766	\$42,331	\$714,479
6	\$203,834	\$12,980	\$-	\$274,292	\$57,479	\$771,957
7	\$203,834	\$13,369	\$-	\$290,749	\$73,547	\$845,504
8	\$203,834	\$13,770	\$-	\$308,194	\$90,591	\$936,095
9	\$203,834	\$14,183	\$-	\$326,686	\$108,669	\$1,044,764
10	\$203,834	\$14,609	\$-	\$346,287	\$127,845	\$1,172,609
11	\$203,834	\$15,047	\$-	\$367,065	\$148,184	\$1,320,793
12	\$203,834	\$15,498	\$-	\$389,088	\$169,756	\$1,490,549
13	\$203,834	\$15,963	\$-	\$412,434	\$192,637	\$1,683,186
14	\$203,834	\$16,442	\$-	\$437,180	\$216,904	\$1,900,090
15	\$203,834	\$16,935	\$-	\$463,410	\$242,641	\$2,142,731
16	\$203,834	\$17,443	\$-	\$491,215	\$269,938	\$2,412,669
17	\$-	\$17,967	\$-	\$520,688	\$502,721	\$2,915,390
18	\$-	\$18,506	\$-	\$551,929	\$533,424	\$3,448,814
19	\$-	\$19,061	\$-	\$585,045	\$565,984	\$4,014,798
20	\$-	\$287,871	\$-	\$620,148	\$332,277	\$4,347,075
21	\$-	\$20,222	\$-	\$657,357	\$637,135	\$4,984,210
22	\$-	\$20,828	\$-	\$696,798	\$675,970	\$5,660,180
23	\$-	\$21,453	\$-	\$738,606	\$717,153	\$6,377,332
24	\$-	\$22,097	\$-	\$782,922	\$760,825	\$7,138,158
25	\$-	\$22,760	\$-	\$829,898	\$807,138	\$7,945,296
26	\$-	\$23,442	\$-	\$879,691	\$856,249	\$8,801,545
27	\$-	\$24,146	\$-	\$932,473	\$908,327	\$9,709,872
28	\$-	\$24,870	\$-	\$988,421	\$963,551	\$10,673,423
29	\$-	\$25,616	\$-	\$1,047,727	\$1,022,110	\$11,695,533
30	\$-	\$26,385	\$-	\$1,110,590	\$1,084,205	\$12,779,739
Totals	\$3,261,341	\$800,904	\$589,331	\$16,252,653	\$12,779,739	\$12,779,739

ASSUMPTIONS & INPUTS	
BASE PROJECT COST	\$3,010,758
CONTINGENCY	\$74,191
TOTAL PROJECT COST	\$3,084,949
ECAA LOAN AMOUNT	\$3,000,000
ECAA FINANCE TERM (YEARS)	16
ECAA INTEREST RATE	1.00%
FINANCED AMOUNT	\$3,000,000
INTEREST RATE	0.00%
UTILITY ESCALATION	6.00%
CALCULATED 1st Yr SAVINGS	\$193,365
SOLAR O&M COST	\$11,196
O&M/MAINT ESCALATION	3.00%
Solar Installation Cost	\$2,311,103
ITC Amount	\$589,331

MASTER SERVICES AGREEMENT

This Master Services Agreement (this "**Agreement**") is made effective as of the date of the last signature hereto ("**Effective Date**") by and between Veolia Sustainable Buildings USA West, Inc., a California corporation, with an address at 49 Stevenson Street, Suite 400, San Francisco, California 94105 ("**Service Provider**"), and the Town of Discovery Bay, California, with an office at 1800 Willow Lake Road, Discovery Bay, CA 94010 ("**Client**") (each of Service Provider and Client a "Party" and, together, the "Parties").

WHEREAS, California Government Code section 4217.10, et seq., authorizes the Client, as a public agency, to enter into an energy services agreement wherein the Service Provider provides conservation services to the Client from an energy conservation facility on terms that its governing body determines are in the best interest of the Client;

WHEREAS, pursuant to California Government Code section 4217.11(d), "conservation services" include electrical, thermal, or other energy savings resulting from conservation measures, which shall be treated as a supply of such energy;

WHEREAS, through this Agreement, Client intends to contract for implementation, including engineering, system design, fabrication and installation, of renewable energy generation and energy management systems that will result in energy savings to Client and which shall be a supply of energy to Client at various sites owned or controlled by Client, consistent with the terms of California Government Code section 4217.10, et seq.;

WHEREAS, Client's governing body, after holding a hearing at a regularly scheduled public hearing and after having provided two weeks advance notice of such hearing, made all findings required by Government Code section 4217.12 for Client to enter into this Agreement;

NOW, THEREFORE, in consideration of the mutual covenants and agreements hereinafter set forth and for other good and valuable consideration, the receipt and sufficiency of which are hereby acknowledged, Service Provider and Client agree as follows:

1. Scope of Services. Service Provider shall provide to Client the services (the "**Services**") set out in one or more statements of work to be executed between Client and Service Provider (each, a "**Statement of Work**") for an individual project (each, a "**Project**") from time to time. The initial accepted Statement of Work is attached hereto as Exhibit A. Service Provider shall be responsible for the professional quality, technical accuracy, and timely completion of its Services. Service Provider shall cooperate with Client's construction manager, architects and engineers, as well as any consultants for the Project as needed in the performance of the Services. Service Provider is responsible for the execution of all aspects of its services and shall coordinate its services with Client's facility management staff.

2. Service Provider Obligations. Service Provider shall:

2.1. Designate employees or contractors that it determines, in its sole discretion, to be capable of filling the following positions:

(a) A person to act as its authorized representative with respect to all matters pertaining to this Agreement (the "**Service Provider Contract Manager**"), which person will initially be Jeff Guild.

(b) A person to act as its authorized representative with respect to each Statement of Work ("Project Representative" and, together with the Service Provider Contract Manager, the "**Provider Representatives**"), which person will initially be Ricardo Sfeir.

2.2. Make no changes in Provider Representatives except:

(a) Following notice to Client.

(b) Upon the reassignment, resignation, termination, death, or disability of an existing Provider Representative.

(c) At the reasonable request of Client, in which case Service Provider shall use reasonable efforts to appoint a replacement at the earliest time it determines to be commercially viable.

3. Client Obligations. Client:

3.1. Shall designate one of its employees to serve as its primary contact with respect to this Agreement and to act as its authorized representative with respect to matters pertaining to this Agreement (the "**Client Contract Manager**"), with such designation to remain in force unless and until a successor Client Contract Manager is appointed, and which person shall initially be [Dina Breitstein].

3.2. Shall require that the Client Contract Manager respond promptly to any reasonable requests from Service Provider for instructions, information, or approvals required by Service Provider to provide the Services.

3.3. Shall cooperate with Service Provider in its performance of the Services and provide access to Client's premises for Service Provider's employees, contractors, and equipment as required to enable Service Provider to provide the Services.

3.4. Shall take all steps necessary, including obtaining any required licenses or consents, to prevent Client-caused delays in Service Provider's provision of the Services.

3.5. Represents and warrants to Service Provider that it has fulfilled all requirements to enter into a contract pursuant to California Government Code section 4217.12, including, but not limited to, Client's governing body, after holding a hearing at a regularly scheduled public hearing and after having provided two weeks advance notice of such hearing, making all findings required by Government Code section 4217.12 for Client to enter into this Agreement.

4. Fees and Expenses.

4.1. As compensation for the satisfactory completion of the Services, Client shall pay Service Provider monthly, based on invoiced amounts representing percentage of Project completion during the month per the applicable Statement of Work, up to the total amount listed in such Statement of Work. A

schedule of values will be developed by Service Provider for each project and included in the applicable Statement of Work.

4.2. Service Provider shall invoice Client on the last day of each month for actual services and expenses rendered by the Service Provider during the month. Client shall remit payment for the undisputed portion of each invoice to Service Provider within thirty (30) days following receipt of Service Provider invoice. Client shall specifically identify disputed portions of each invoice and the reason(s) for such dispute. Client shall not withhold any payment as an offset to claimed or alleged costs or delays.

4.3. Client shall be responsible for all sales, use, and excise taxes, and any other similar taxes, duties, and charges of any kind imposed by any federal, state, or local governmental entity on any amounts payable by Client hereunder; provided, that, in no event shall Client pay or be responsible for any taxes imposed on, or with respect to, Service Provider's income, revenues, gross receipts, personnel, or real or personal property, or other assets.

4.4. Except for invoiced payments that the Client is disputing in good faith, all late payments shall bear interest at the lesser of the rate of 1% per month or the highest rate permissible under California law, whichever is lower, calculated daily and compounded monthly. Client shall also reimburse Service Provider for all reasonable costs incurred in collecting any late payments, including, without limitation, attorneys' fees. In addition to all other remedies available under this Agreement or at law (which Service Provider does not waive by the exercise of any rights hereunder), Service Provider shall be entitled to suspend the provision of any Services if the Client fails to pay any amounts when due hereunder and such failure continues for seven (7) days following written notice thereof.

5. **Additional Services.** Any additional scope of work outside of the services and work set forth in approved Statements of Work ("Additional Services") shall be approved in writing and mutually agreed upon by both Parties prior to being performed.

6. **Limited Warranty and Limitation of Liability.**

6.1. Service Provider warrants that it shall perform the Services:

(a) In a timely, workmanlike, and professional manner in accordance with the terms and subject to the conditions set forth in the applicable Statement of Work and this Agreement.

(b) Consistent with and limited to the standard of care applicable to such Services, which is that Service Provider shall provide its Services consistent with the professional skill and care ordinarily provided by others in the same profession practicing in the same or similar locality under the same or similar circumstances. The professional quality, technical accuracy, completeness and coordination of all reports, designs, plans, information, specifications, and other items and services furnished under this Agreement shall be consistent with these standards of care.

(c) To the extent the Services include equipment, Service Provider shall procure and assign to Client warranties from the equipment manufacturers (the "Manufacturer Warranty") to the extent said equipment is purchased and provided for a Project. Service Provider makes no representation or warranty, and Client shall seek no recourse from Service Provider, regarding the Manufacturer Warranties.

6.2. Service Provider's sole and exclusive liability and Client's sole and exclusive remedy for breach of this warranty shall be as follows:

(a) For one (1) year following the completion of Services under a Statement of Work, Service Provider shall use commercially reasonable efforts to promptly cure any such breach with respect to such Services; provided, that if Service Provider cannot cure such breach within a reasonable time (but no more than ninety (90) days) after Client's written notice of such breach, Client may, at its option, terminate the Agreement by serving written notice of termination in accordance with 9.2.

(b) In the event the Agreement is terminated pursuant to 6.2(a) above, Service Provider shall within thirty (30) days after the effective date of termination, refund to Client any fees paid by the Client as of the date of termination for such Services, less a deduction equal to the value of Services not affected by the breach of this warranty.

6.3. SERVICE PROVIDER MAKES NO WARRANTIES EXCEPT FOR THAT PROVIDED IN 6.1, ABOVE. ALL OTHER WARRANTIES, EXPRESS AND IMPLIED, ARE EXPRESSLY DISCLAIMED.

7. Intellectual Property. All intellectual property rights, including copyrights, patents, patent disclosures, and inventions (whether patentable or not), trademarks, service marks, trade secrets, know-how, and other confidential information, trade dress, trade names, logos, corporate names, and domain names, together with all of the goodwill associated therewith, derivative works, and all other rights (collectively, "**Intellectual Property Rights**") in and to all documents, work product, and other materials that are delivered to Client under this Agreement or prepared by or on behalf of the Service Provider in the course of performing the Services, including any items identified as such in the Statement of Work (collectively, the "**Deliverables**"), except for any Confidential Information of Client or customer materials, shall be owned by Service Provider. Service Provider hereby grants Client a license to use all Intellectual Property Rights in the Deliverables free of additional charge and on a non-exclusive, worldwide, non-transferable, non-sublicensable, fully paid-up, royalty-free, and perpetual basis to the extent necessary to enable Client to make reasonable use of the Deliverables and the Services.

8. Confidentiality. From time to time during the Term of this Agreement, either Party (as the "**Disclosing Party**") may disclose or make available to the other Party (as the "**Receiving Party**"), non-public, proprietary, and confidential information of Disclosing Party that, if disclosed in writing or other tangible form is clearly labeled as "confidential," or if disclosed orally, is identified as confidential when disclosed and within thirty (30) days thereafter, is summarized in writing and confirmed as confidential ("**Confidential Information**"); provided, however, that Confidential Information does not include any information that: (a) is or becomes generally available to the public other than as a result of Receiving Party's breach of this 8; (b) is or becomes available to the Receiving Party on a non-confidential basis from a third-party source, provided that such third party is not and was not prohibited from disclosing such Confidential Information; (c) was in Receiving Party's possession prior to Disclosing Party's disclosure hereunder; or (d) was or is independently developed by Receiving Party without using any Confidential Information. The Receiving Party shall: (x) protect and safeguard the confidentiality of the Disclosing Party's Confidential Information with at least the same degree of care as the Receiving Party would use to protect its own Confidential Information, but in no event with less than a commercially reasonable degree of care; (y) not use the Disclosing Party's Confidential Information, or permit it to be accessed or used, for any purpose other than to exercise its rights or perform its obligations under this Agreement; and (z) not disclose any such Confidential Information to any person or entity, except to the Receiving

Party's Group who need to know the Confidential Information to assist the Receiving Party, or act on its behalf, to exercise its rights or perform its obligations under this Agreement.

If the Receiving Party is required by applicable law or legal process to disclose any Confidential Information, it shall, prior to making such disclosure, use commercially reasonable efforts to notify Disclosing Party of such requirements to afford Disclosing Party the opportunity to seek, at Disclosing Party's sole cost and expense, a protective order or other remedy. For purposes of this 8 and 9.4 only, Receiving Party's Group shall mean the Receiving Party's affiliates and its or their employees, officers, directors, shareholders, partners, members, managers, agents, service providers, sublicensees, subcontractors, attorneys, accountants, and financial advisors.

9. Term, Termination, and Survival.

9.1. This Agreement shall commence as of the Effective Date and shall continue thereafter until the completion of the Services under all Statements of Work or five (5) years, whichever is later, unless sooner terminated pursuant to 9.2 or 9.3 (the "**Term**").

9.2. Either Party may terminate this Agreement, effective upon written notice to the other Party (the "**Defaulting Party**"), if the Defaulting Party:

(a) Materially breaches this Agreement, and such breach is incapable of cure, or with respect to a material breach capable of cure, the Defaulting Party does not cure such breach within thirty (30) days after receipt of written notice of such breach.

(b) Becomes insolvent or admits its inability to pay its debts generally as they become due.

(c) Becomes subject voluntarily to any proceeding under any domestic or foreign bankruptcy or insolvency law or subject to any involuntary version of such proceeding that is not dismissed or vacated within 45 days after filing.

(d) Is dissolved or liquidated or takes any corporate action for such purpose.

(e) Makes a general assignment for the benefit of creditors.

(f) Has a receiver, trustee, custodian, or similar agent appointed by order of any court of competent jurisdiction to take charge of or sell any material portion of its property or business.

9.3. Notwithstanding anything to the contrary in 9.2(a), Service Provider may terminate this Agreement before the expiration date of the Term on written notice if Client fails to pay any amount when due hereunder and such failure continues for 30 days.

9.4. The rights and obligations of the Parties set forth in this Section 9.4 and in Section 10, Section 11, and any right or obligation of the Parties in this Agreement which, by its nature, should survive termination or expiration of this Agreement, will survive any such termination or expiration of this Agreement, and with respect to Confidential Information that constitutes a trade secret under applicable law, the rights and obligations set forth in 8 hereof will survive such termination or expiration of this

Agreement until, if ever, such Confidential Information loses its trade secret protection other than due to an act or omission of the Receiving Party or the Receiving Party's Group.

10. Indemnification.

10.1.

(a) Service Provider hereby agrees to indemnify and hold Client and its officers and directors, attorneys, agents, employees, and representatives ("Indemnified Parties") harmless from and against any and all claims, liabilities, suits, demands, losses, costs and expenses, including, but not limited to, reasonable attorneys' fees and all legal expenses and fees incurred through appeal, and all interest thereon, accruing or resulting to any and all persons, firms or any other legal entities on account of any damages or losses to property or persons, including injuries or death, or economic losses that arise as a result of Service Provider's negligence, recklessness, or willful misconduct under this Agreement; provided, Service Provider shall be liable only for that percentage of total damages that corresponds to its percentage of total negligence or fault.

(b) Notwithstanding anything to the contrary in this Agreement, if Service Provider's obligation to defend, indemnify, and/or hold harmless any of the Indemnified Parties arises out of Service Provider's performance of "design professional" services (as that term is defined under California Civil Code section 2782.8), then, and only to the extent required by Civil Code section 2782.8, which is fully incorporated herein, such obligation shall be limited to claims that arise out of, pertain to, or relate to the negligence, recklessness, or willful misconduct of Service Provider, and, upon Service Provider obtaining a final adjudication by a court of competent jurisdiction, Contractor's liability for such claim, including the cost to defend, shall not exceed the Service Provider's proportionate percentage of fault.

10.2. Client agrees to indemnify and hold Service Provider and its officers and directors, attorneys, agents, employees and representatives harmless from and against any and all claims, liabilities, suits, demands, losses, costs and expenses, including, but not limited to, reasonable attorneys' fees and all legal expenses and fees incurred through appeal, and all interest thereon, accruing or resulting to any and all persons, firms or any other legal entities on account of any damages or losses to property or persons, including injuries or death, or economic losses, that arise as a result of (i) concealed or unknown conditions at a Project site, (ii) the performance or non-performance of obligations under this Agreement by Client, or (iii) the negligence, recklessness, or willful misconduct of Client, except that this obligation shall not arise to the extent such damages or losses are found by a court or forum of competent jurisdiction to be solely caused by Service Provider's own negligent errors or omissions.

11. Limitation of Liability.

11.1. IN NO EVENT SHALL EITHER PARTY BE LIABLE TO THE OTHER OR TO ANY THIRD PARTY FOR ANY LOSS OF USE, REVENUE, PROFIT, OR LOSS OF DATA OR DIMINUTION IN VALUE, OR FOR ANY CONSEQUENTIAL, INCIDENTAL, INDIRECT, EXEMPLARY, SPECIAL, OR PUNITIVE DAMAGES WHETHER ARISING OUT OF BREACH OF CONTRACT, TORT (INCLUDING NEGLIGENCE), OR OTHERWISE, REGARDLESS OF WHETHER SUCH DAMAGE WAS FORESEEABLE AND WHETHER OR NOT SUCH PARTY HAS BEEN ADVISED OF THE POSSIBILITY OF SUCH DAMAGES, AND NOTWITHSTANDING THE FAILURE OF ANY AGREED OR OTHER REMEDY OF ITS ESSENTIAL PURPOSE.

11.2. NOTWITHSTANDING ANYTHING TO THE CONTRARY IN THIS AGREEMENT, IN NO EVENT SHALL SERVICE PROVIDER'S AGGREGATE LIABILITY ARISING OUT OF OR RELATED TO ANY STATEMENT OF WORK UNDER THIS AGREEMENT, WHETHER ARISING OUT OF OR RELATED TO BREACH OF CONTRACT, TORT (INCLUDING NEGLIGENCE), OR OTHERWISE, EXCEED THE AGGREGATE AMOUNTS PAID OR PAYABLE TO SERVICE PROVIDER PURSUANT TO SUCH STATEMENT OF WORK; PROVIDED THAT THE FOREGOING LIMITATION WILL NOT APPLY TO ANY LOSSES RESULTING FROM THE GROSS NEGLIGENCE OR WILLFUL MISCONDUCT OF SERVICE PROVIDER OR SERVICE PROVIDER'S SUBCONTRACTORS, EMPLOYEES, OR AGENTS IN BREACH OF SERVICE PROVIDER'S OBLIGATIONS UNDER THIS AGREEMENT.

12. Insurance.

12.1. Service Provider shall maintain:

- (a) Statutory workers compensation for all of Service Provider's employees associated with each Project in the amount required by the jurisdiction in which the Project is located.
- (b) Comprehensive general liability insurance in the amount of \$1,000,000 per occurrence.
- (c) Any insurance required in a Statement of Work.

12.2. Client shall maintain:

- (a) Statutory workers compensation for all of Client's employees associated with each Project in the amount required by the jurisdiction in which the Project is located.
- (b) Property damage insurance for all property owned by Client associated with each Project. Any property, including vehicles, not properly or fully insured shall be the financial responsibility of Client.

12.3. Each Party will cause the other Party to be added as additional insured on the above insurance policies (except workers compensation or any professional liability insurance required to be maintained) and will require its insurance carrier to provide the other party at least thirty (30) days' notice of the cancellation of such policies. Service Provider may self-insure reasonable deductible amounts under the policies it is required to maintain to the extent permitted by law. Each policy shall provide a waiver of subrogation in favor of the other Party.

13. Entire Agreement. This Agreement, including and together with any related Statements of Work, exhibits, schedules, attachments, and appendices, constitutes the sole and entire agreement of the Parties with respect to the subject matter contained herein, and supersedes all prior and contemporaneous understandings, agreements, representations, and warranties, both written and oral, regarding such subject matter. The parties acknowledge and agree that if there is any conflict between the terms and conditions of this Agreement and the terms and conditions of any Statement of Work, the terms and conditions of this Agreement shall supersede and control.

14. Notices. All notices and other communications hereunder shall be in writing and shall be deemed to be given if delivered personally or by facsimile transmission, emailed, or mailed by registered or certified mail (return receipt requested), postage prepaid, or deposited for overnight delivery with a

reputable overnight delivery service, such as Federal Express, to the parties at the following addresses (or at such other address for the party as shall be specified by like notices; provided that notices of a change of address shall be effective only upon receipt thereof):

Notice to Client:	Town of Discovery Bay 1800 Willow Lake Discovery Bay, CA 94505 Attn: Dina Breitstein Email: dbreitstein@todb.ca.gov
Notice to Service Provider:	Veolia Sustainable Buildings USA West, Inc. 49 Stevenson Street, Suite 400 San Francisco, California 94105 Attn: Ricardo Sfeir Email: ricardo.sfeir@veolia.com
With a copy to:	Veolia North America, LLC 53 State Street, 14 th Floor Boston, MA 02109 Attn: General Counsel Email: general.counselNA@veolia.com

15. Severability. If any term or provision of this Agreement is found by a court of competent jurisdiction to be invalid, illegal, or unenforceable in any jurisdiction, such invalidity, illegality, or unenforceability shall not affect any other term or provision of this Agreement or invalidate or render unenforceable such term or provision in any other jurisdiction. Upon a determination that any term or provision is invalid, illegal, or unenforceable, the court may modify this Agreement to effect the original intent of the Parties as closely as possible in order that the transactions contemplated hereby be consummated as originally contemplated to the greatest extent possible.

16. Amendments.

16.1. No amendment to or modification of or rescission, termination, or discharge of this Agreement is effective unless it is in writing and signed by each Party.

16.2. Should Service Provider become aware of a change in the scope of its Services and/or schedule to complete its services that affect any Statement of Work, Service Provider shall advise Client in writing within five (5) business days. Changes to the scope of Services that affect the fees for the applicable Statement of Work shall state clearly the justification for the additional fee, the amounts, and request approval of a contract change order.

17. Waiver. No waiver by any Party of any of the provisions of this Agreement shall be effective unless explicitly set forth in writing and signed by the Party so waiving. Except as otherwise set forth in this Agreement, no failure to exercise, or delay in exercising, any right, remedy, power, or privilege arising from this Agreement shall operate or be construed as a waiver thereof, nor shall any single or partial exercise of any right, remedy, power, or privilege hereunder preclude any other or further exercise thereof or the exercise of any other right, remedy, power, or privilege.

18. Assignment. Neither Party may assign, transfer, delegate, or subcontract any of its rights or delegate any of its obligations under this Agreement without the prior written consent of the other Party. Any purported assignment or delegation in violation of this Section 18 shall be null and void.

19. Successors and Assigns. This Agreement is binding on and inures to the benefit of the Parties to this Agreement and their respective permitted successors and permitted assigns.

20. Relationship of the Parties.

20.1. The relationship between the Parties is that of independent contractors. Nothing contained in this Agreement shall be construed as creating any agency, partnership, joint venture, or other form of joint enterprise, employment, or fiduciary relationship between the parties, and neither party shall have authority to contract for or bind the other party in any manner whatsoever.

20.2. Service Provider shall not be responsible for Client’s contractors’ schedules or any such third party contractor’s failure to carry out any Project. Service Provider shall not have control over or charge of acts or omissions of contractors, subcontractors, or their agents or employees, or of any other persons working on the Project who are not employees or contractors of Service Provider.

21. No Third-Party Beneficiaries. This Agreement benefits solely the Parties to this Agreement and their respective permitted successors and assigns and nothing in this Agreement, express or implied, confers on any other Person any legal or equitable right, benefit, or remedy of any nature whatsoever under or by reason of this Agreement.

22. Force Majeure. No Party shall be liable or responsible to the other Party, nor be deemed to have defaulted under or breached this Agreement, for any failure or delay in fulfilling or performing any term of this Agreement (except for any obligations of the Client to make payments to Service Provider hereunder), when and to the extent such failure or delay is caused by or results from acts beyond the impacted Party’s reasonable control, including, without limitation, the following force majeure events: (a) acts of God; (b) flood, fire, earthquake, epidemic (including COVID-19), or explosion; (c) war, invasion, hostilities (whether war is declared or not), terrorist threats or acts, riot or other civil unrest; (d) government order, law, or actions, or changes in any applicable law or regulation; (e) embargoes or blockades in effect on or after the date of this Agreement; (f) national or regional emergency; (g) strikes, labor stoppages or slowdowns, or other industrial disturbances; (h) shortage of adequate power or transportation facilities; and (i) other events beyond the reasonable control of the impacted Party.

23. Choice of Law. This Agreement and all related documents are governed by, and construed in accordance with, the laws of the State of California, excepting those provisions dealing with conflicts of law.

24. Mandatory Mediation. Any claim, dispute or other matter in question arising out of or related to this Agreement shall be subject to mediation as a condition precedent to the institution of legal or equitable proceedings by either party. If such matter relates to or is the subject of a lien arising out of Service Provider’s services, Service Provider may proceed in accordance with applicable law to comply with the lien notice or filing deadlines prior to resolution of the matter by mediation or by arbitration. The Parties shall endeavor to resolve claims, disputes and other matters in question between them by mediation which, unless the Parties mutually agree otherwise, shall be in accordance with the rules and procedures of the American Arbitration Association or Judicial Arbitration and Mediation Services, Inc.

currently in effect. The request may be made concurrently with the filing of legal or equitable proceedings, but, in such event, mediation shall proceed in advance of such legal or equitable proceedings, which shall be stayed pending mediation for a period of sixty (60) days from the date of filing, unless stayed for a longer period by agreement of the Parties or court order. The Parties agree to split the mediator's fee and any filing fees equally. The mediation shall be held in San Francisco, California, unless another location is mutually agreed upon. Agreements reached in mediation shall be enforceable as settlement agreements in any court having jurisdiction thereof.

25. Jurisdiction. Each Party irrevocably and unconditionally agrees that it will not commence any action, litigation, or proceeding of any kind whatsoever against the other Party in any way arising from or relating to this Agreement, including all exhibits, schedules, attachments, and appendices attached to this Agreement, and all contemplated transactions, in any forum other than the courts of the State of California sitting in Contra Costa County, and any appellate court from any thereof. Each Party irrevocably and unconditionally submits to the exclusive jurisdiction of such courts. Each Party agrees that a final judgment in any such action, litigation, or proceeding is conclusive and may be enforced in other jurisdictions by suit on the judgment or in any other manner provided by law.

26. Counterparts. This Agreement may be executed in counterparts, each of which is deemed an original, but all of which together are deemed to be one and the same agreement, and a signed copy of this Agreement delivered by facsimile, email, or other means of electronic transmission is deemed to have the same legal effect as delivery of an original signed copy of this Agreement.

[Signature Page Follows]

IN WITNESS WHEREOF, the undersigned warrant and represent that they have been duly authorized to sign this Agreement on behalf of their respective Parties:

CLIENT:	SERVICE PROVIDER:
Town of Discovery Bay, California	Veolia Sustainable Buildings USA West, Inc.
By: _____	By: _____
Name:	Name:
Title:	Title:

APPROVED AS TO FORM:

By: _____

Name:

Title: City Attorney

Exhibit A
STATEMENT OF WORK

THIS STATEMENT OF WORK (this "SOW") is governed by the Master Services Agreement (the "Agreement") entered into between Veolia Sustainable Buildings USA West, Inc. ("Service Provider") and City of Burlingame, California ("Client"), dated [DATE].

[To Come]

The effective date of this Statement of Work is [DATE] ("SOW Effective Date").

IN WITNESS WHEREOF, the parties hereto have caused this SOW to be signed by their respective authorized representatives as of the SOW Effective Date.

Veolia Sustainable Buildings USA West, Inc.	Town of Discovery Bay, CA
By:	By:
Name:	Name:
Title:	Title:



TOWN OF DISCOVERY BAY

A COMMUNITY SERVICES DISTRICT

SDLF Platinum-Level of Governance



PLATINUM LEVEL

President – Michael Callahan • Vice President – Carolyn Graham • Director – Kevin Graves • Director – Bryon Gutow • Director – Ashley Porter

NOTICE OF PUBLIC HEARING RESOLUTION ADOPTING CERTAIN FINDINGS AND APPROVING MASTER SERVICES AGREEMENT FOR ENERGY RELATED IMPROVEMENTS TO TOWN OF DISCOVERY BAY FACILITIES WITH VEOLIA SUSTAINABLE BUILDINGS USA WEST, INC. (VEOLIA)

The Town of Discovery Bay shall hold a public hearing on December 18th, 2024 for the purposes of presenting certain findings, taking public comment, and approving a Resolution adopting the findings and approving a Master Services Agreement with Veolia for the implementation of certain energy related improvements at the Town's owned facilities including, but not limited to, the Willow Water Treatment Plant and Community Center in accordance with California Government Code Section 4217.10 to 4217.18. The Town's findings shall provide, and the Master Services Agreement shall require that the costs to the Town to implement the energy related improvements will be less than the anticipated marginal cost to the Town of thermal, electrical, or other energy that would have been consumed by the Town in the absence of entering into the Master Services Agreement.



**TOWN OF DISCOVERY BAY
COMMUNITY SERVICES DISTRICT**

RESOLUTION 2024-19

**A RESOLUTION OF THE BOARD OF DIRECTORS
OF THE TOWN OF DISCOVERY BAY,
A CALIFORNIA COMMUNITY SERVICES DISTRICT,
ENERGY SERVICE CONTRACT BETWEEN THE TOWN AND ENOVITY,
A VEOLIA COMPANY, FOR THE IMPLEMENTATION OF CERTAIN ENERGY
MEASURES AND IMPROVEMENTS.**

WHEREAS California Government Code Section 4217.10 to 4217.18, authorizes the Town of Discovery Bay Community Services District (the "Town") Board of Directors (the "Board") to enter into an Energy Services Contract for the implementation of energy related improvements if the Board of Directors finds that it is in the best interest of the Town to enter into such Energy Service Contract and that the anticipated cost to the Town for thermal or electrical energy or conservation services provided by Enovity, a Veolia Company, Inc. under the contract will be less than the anticipated marginal cost to the Town of thermal, electrical, or other energy that would have been consumed by the Town in absent of those purchases; and

WHEREAS, the Town previously awarded and entered into a two-phase energy services agreement and related contract documents ("Energy Services Agreement") with Enovity, a Veolia Company ("Contractor"), pursuant to which Contractor will provide an energy audit and perform other project development tasks during phase 1 ("Phase 1") and subsequently design, construct, and install specified energy conservation measures, which will reduce the cost of energy to the Town during phase 2 ("Phase 2") (collectively, the "Project"); and

WHEREAS the proposed Phase 2 Energy Service Agreement by and between the Town and Enovity, a Veolia Company, for the implementation of certain energy measures whose cost to the Town such for thermal or electrical energy or conservation services provided under the Energy Service Contract will be less than the anticipated marginal cost to the Town of thermal, electrical, or other energy that would have been consumed by the Town in absent of the implementation of the improvements under the Energy Service Contract; and

WHEREAS, in accordance with Government Code section 4217.10 et seq., on or before December 4, 2024, the Town posted notice of a public hearing at which the Board would consider this Resolution; and

WHEREAS, the City's proposed approval of the Amendment is a "Project" for purposes of the California Environmental Quality Act ("CEQA"); and

WHEREAS, the Guidelines for CEQA, California Code of Regulations Title 14, Chapter 13 ("State CEQA Guidelines"), exempt certain projects from further CEQA evaluation; and

WHEREAS, the Town has reviewed the proposed Project and has determined that it is

exempt from the provisions of CEQA pursuant to the State CEQA Guidelines and that no exceptions to the exemption apply.

NOW THEREFORE, based on the above-referenced recitals, the Town of Discovery Bay Board of Directors hereby finds, determines, and adopts the following:

1. Per California Government Code section 4217.10 et seq., the Town Board hereby finds and determines that all of the recitals set forth above are true and correct.
2. In accordance with Government Code section 4217.12, and based on data provided by the Analysis, the Town Board finds the anticipated cost to the Town for electrical energy and conservation services provided by the Project will be less than the anticipated marginal cost to the Town of electrical and other energy that would have been consumed by the Town in the absence of the Project.
3. The Project is hereby found to be exempt from the requirements of CEQA on multiple grounds, each of which is independently sufficient to exempt the whole of the Project from CEQA, including:
 - a. The Project is exempt from CEQA under a Class 1 categorical exemption for Existing Facilities (14 C.C.R. § 15301) because it involves the minor alteration of existing facilities with improvements that would lead to negligible or no expansion of use beyond the use existing at this time. In all, the Project would result in net environmental benefits by reducing traditional electrical energy consumption of the Town. Therefore, the Project would be exempt under a Class 1 exemption.
 - b. The Project is also exempt from CEQA under a Class 3 categorical exemption for New Construction or Conversion of Small Structures (14 C.C.R., § 15303) because the control systems, lighting upgrades, and solar installations are small structures and only minor modifications are needed.
 - c. The Project is also exempt from CEQA under a Class 11 categorical exemption (14 C.C.R., § 15311) because it involves the construction of minor structures accessory to existing facilities. As explained above, the Project involves installation of energy efficient fixtures and improvements at existing Town owned facilities.
 - d. The Project is also exempt from CEQA under the Common Sense Exemption (14 C.C.R., § 15061) because the Project involves installation of energy efficient fixtures and improvements at existing Town owned facilities that will benefit the environment by creating more energy efficient facilities.
 - e. None of the exceptions to the categorical exemptions apply. 14 C.C.R. § 15300.2. Specifically, the Project is not located in a particularly sensitive environment. The improvements will be installed on existing structures in developed areas. The cumulative impact of successive projects of this same type in the same place over time would not be significant because the facilities are limited in size. As explained above, the Project involves installation of energy efficient fixtures and improvements at Town owned facilities. These types of improvements are not unusual. Moreover, the building impacted by the Project is not located within an officially designated state scenic highway. Thus, the Project would not have an impact in this regard. Similarly, the proposed improvements are not located on sites designated pursuant to Government Code section 65962.5. Finally, the Project does not involve any improvements, modifications, or other changes to a historical resource. Therefore, none of the

circumstances outlined in Title 14, California Code of Regulations, section 15300.2 apply.

4. This Town hereby declares its intention to enter into the proposed agreement with Enovity, a Veolia Company, for energy conservation services for the Town facilities as defined by the Solar Power Purchase Agreement.
5. The General Manager, or her designee, is hereby authorized and directed to negotiate any further changes, insertions and omissions to the Energy Services Agreement as are reasonably deemed necessary, and thereafter to execute and deliver the Energy Services Agreement following the City Council's adoption of this Resolution. The General Manager is further authorized and directed to execute and deliver any and all papers, instruments, opinions, certificates, affidavits and other documents and to do or cause to be done any and all other acts and things necessary or proper for carrying out this resolution and said agreements.
6. This Resolution shall take effect immediately upon its passage.

PASSED, APPROVED AND ADOPTED THIS 18th OF DECEMBER, 2024.

Carolyn Graham
Board President

I hereby certify that the foregoing Resolution was duly adopted by the Board of Directors of the Town of Discovery Bay Community Services District at a regularly scheduled meeting, held on December 18, 2024, by the following vote of the Board:

AYES:
NOES:
ABSENT:
ABSTAIN:

Dina Breitstein
Board Secretary



Town of Discovery Bay

"A Community Services District"

STAFF REPORT

**AGENDA ITEM:
E2**

Agenda Title: Discussion and Possible Action Regarding the Fiscal Year Ending June 30, 2024 Audited Financial Statements.

Meeting Date: December 18, 2024

Prepared By: Margaret Moggia, Finance Manager

Submitted By: Dina Breitstein, General Manager

RECOMMENDED ACTION:

That the Board accepts and approves the Audited Financial Statements for the Fiscal Year Ending June 30, 2024.

Executive Summary

Government Code 53891. (a) States that the officer of each local agency who has charge of the financial records shall furnish to the Controller a report of all the financial transactions of the local agency during the preceding fiscal year. The report shall contain underlying data from audited financial statements prepared in accordance with generally accepted accounting principles if this data is available. The report shall be furnished within seven months after the close of each fiscal year and shall be in the form required by the Controller. A local agency shall submit to the Controller information on annual compensation, as described in subdivision (l) of Section 53892, for the previous calendar year no later than April 30th. The Town of Discovery Bay, CSD, and the Discovery Bay Public Financing Authority complies with this requirement on an annual basis and hires an independent auditing firm to perform the annual financial audit.

On June 19, 2024, the Board of Directors approved contracting with CliftonLarsonAllen LLP (CLA) to perform the Annual Audit for the three fiscal years ending June 30, 2024-2026 for the Town of Discovery Bay Community Services District and the Discovery Bay Public Financing Authority, and provide the following reports:

- Annual Audit for the Town of Discovery Bay, Community Services District.
- Preparation and submission of the Town of Discovery Bay, CSD Financial Transaction Reports.
- Preparation and submission of the Discovery Bay Public Financing Authority Financial Transaction Reports.

CLA conducted the field work for the Annual Audit for Fiscal Year ending June 30, 2024 in August 2024 and have subsequently prepared Audited Financial Statements for review. Staff have reviewed the financial statements and recommend acceptance and approval by the Board of Directors.

FISCAL IMPACT: Audit fees have been budgeted in the Fiscal Year 2024-2025 budget.

PREVIOUS RELEVANT BOARD ACTIONS FOR THIS ITEM:

June 19, 2024 - Approve Contracting with CLA to perform audit services

ATTACHMENTS:

1. Town of Discovery Bay Community Services District Financial Statements as of June 30, 2024.
 2. Town of Discovery Bay Community Services District Governance Letter.
 3. Town of Discovery Bay Community Services District Internal Control Letter.
 4. Management Representation Letter as of November 20, 2024.
-

**TOWN OF DISCOVERY BAY
COMMUNITY SERVICES DISTRICT**

**FINANCIAL STATEMENTS AND
SUPPLEMENTARY INFORMATION**

YEAR ENDED JUNE 30, 2024



CPAs | CONSULTANTS | WEALTH ADVISORS

[CLAconnect.com](https://www.CLAconnect.com)

**TOWN OF DISCOVERY BAY COMMUNITY SERVICES DISTRICT
TABLE OF CONTENTS
YEAR ENDED JUNE 30, 2024**

INDEPENDENT AUDITORS' REPORT	1
MANAGEMENT'S DISCUSSION AND ANALYSIS	4
BASIC FINANCIAL STATEMENTS	
GOVERNMENT-WIDE FINANCIAL STATEMENTS	
STATEMENT OF NET POSITION	13
STATEMENT OF ACTIVITIES	14
FUND FINANCIAL STATEMENTS	
BALANCE SHEET – GOVERNMENTAL FUNDS	15
RECONCILIATION OF THE GOVERNMENTAL FUNDS BALANCE SHEET TO THE STATEMENT OF NET POSITION	16
STATEMENT OF REVENUES, EXPENDITURES, AND CHANGES IN FUND BALANCES – GOVERNMENTAL FUNDS	17
RECONCILIATION OF THE STATEMENT OF REVENUES, EXPENDITURES, AND CHANGES IN FUND BALANCES – GOVERNMENTAL FUNDS TO THE STATEMENT OF ACTIVITIES.	18
STATEMENT OF NET POSITION – PROPRIETARY FUNDS	19
STATEMENT OF REVENUES, EXPENSES, AND CHANGES IN FUND NET POSITION – PROPRIETARY FUNDS	20
STATEMENT OF CASH FLOWS – PROPRIETARY FUNDS	21
NOTES TO BASIC FINANCIAL STATEMENTS	22
REQUIRED SUPPLEMENTARY INFORMATION	
BUDGETARY COMPARISON SCHEDULE – GENERAL FUND	44
BUDGETARY COMPARISON SCHEDULE – LIGHTING AND LANDSCAPING ZONE 8	45
BUDGETARY COMPARISON SCHEDULE – LIGHTING AND LANDSCAPING ZONE 9	46
NOTES TO REQUIRED SUPPLEMENTARY INFORMATION	47



INDEPENDENT AUDITORS' REPORT

Board of Directors
Town of Discovery Bay
Community Services District
Discovery Bay, California

Report on the Audit of the Financial Statements

Opinions

We have audited the accompanying financial statements of the governmental activities, the business-type activities and each major fund of Town of Discovery Bay Community Services District ("District), as of and for the year ended June 30, 2024, and the related notes to the financial statements, which collectively comprise District's basic financial statements as listed in the table of contents.

In our opinion, the financial statements referred to above present fairly, in all material respects, the respective financial position of the governmental activities, the business-type activities and each major fund of the District, as of June 30, 2024, and the respective changes in financial position, and, where applicable, cash flows thereof for the year then ended in accordance with accounting principles generally accepted in the United States of America.

Basis for Opinions

We conducted our audit in accordance with auditing standards generally accepted in the United States of America (GAAS) and the standards applicable to financial audits contained in *Government Auditing Standards*, issued by the Comptroller General of the United States. Our responsibilities under those standards are further described in the *Auditors' Responsibilities for the Audit of the Financial Statements* section of our report. We are required to be independent of the City and to meet our other ethical responsibilities, in accordance with the relevant ethical requirements relating to our audit. We believe that the audit evidence we have obtained is sufficient and appropriate to provide a basis for our audit opinions.

Responsibilities of Management for the Financial Statements

Management is responsible for the preparation and fair presentation of the financial statements in accordance with accounting principles generally accepted in the United States of America, and for the design, implementation, and maintenance of internal control relevant to the preparation and fair presentation of financial statements that are free from material misstatement, whether due to fraud or error.

In preparing the financial statements, management is required to evaluate whether there are conditions or events, considered in the aggregate, that raise substantial doubt about the City's ability to continue as a going concern for twelve months beyond the financial statement date, including any currently known information that may raise substantial doubt shortly thereafter.

Auditors' Responsibilities for the Audit of the Financial Statements

Our objectives are to obtain reasonable assurance about whether the financial statements as a whole are free from material misstatement, whether due to fraud or error, and to issue an auditors' report that includes our opinions. Reasonable assurance is a high level of assurance but is not absolute assurance and therefore is not a guarantee that an audit conducted in accordance with GAAS and *Government Auditing Standards* will always detect a material misstatement when it exists. The risk of not detecting a material misstatement resulting from fraud is higher than for one resulting from error, as fraud may involve collusion, forgery, intentional omissions, misrepresentations, or the override of internal control. Misstatements are considered material if there is a substantial likelihood that, individually or in the aggregate, they would influence the judgment made by a reasonable user based on the financial statements.

In performing an audit in accordance with GAAS and *Government Auditing Standards*, we:

- Exercise professional judgment and maintain professional skepticism throughout the audit.
- Identify and assess the risks of material misstatement of the financial statements, whether due to fraud or error, and design and perform audit procedures responsive to those risks. Such procedures include examining, on a test basis, evidence regarding the amounts and disclosures in the financial statements.
- Obtain an understanding of internal control relevant to the audit in order to design audit procedures that are appropriate in the circumstances, but not for the purpose of expressing an opinion on the effectiveness of the District's internal control. Accordingly, no such opinion is expressed.
- Evaluate the appropriateness of accounting policies used and the reasonableness of significant accounting estimates made by management, as well as evaluate the overall presentation of the financial statements.
- Conclude whether, in our judgment, there are conditions or events, considered in the aggregate, that raise substantial doubt about the District's ability to continue as a going concern for a reasonable period of time.

We are required to communicate with those charged with governance regarding, among other matters, the planned scope and timing of the audit, significant audit findings, and certain internal control related matters that we identified during the audit.

Required Supplementary Information

Accounting principles generally accepted in the United States of America require that the management's discussion and analysis and the budgetary comparison schedules be presented to supplement the basic financial statements. Such information is the responsibility of management and, although not a part of the basic financial statements, is required by the Governmental Accounting Standards Board who considers it to be an essential part of financial reporting for placing the basic financial statements in an appropriate operational, economic, or historical context. We have applied certain limited procedures to the required supplementary information in accordance with GAAS, which consisted of inquiries of management about the methods of preparing the information and comparing the information for consistency with management's responses to our inquiries, the basic financial statements, and other knowledge we obtained during our audit of the basic financial statements. We do not express an opinion or provide any assurance on the information because the limited procedures do not provide us with sufficient evidence to express an opinion or provide any assurance.

Other Reporting Required by Government Auditing Standards

In accordance with *Government Auditing Standards*, we have also issued our report dated November 19, 2024, on our consideration of the District's internal control over financial reporting and on our tests of its compliance with certain provisions of laws, regulations, contracts, and grant agreements and other matters. The purpose of that report is solely to describe the scope of our testing of internal control over financial reporting and compliance and the results of that testing, and not to provide an opinion on the effectiveness of the District's internal control over financial reporting or on compliance. That report is an integral part of an audit performed in accordance with *Government Auditing Standards* in considering the District's internal control over financial reporting and compliance.



CliftonLarsonAllen LLP

Irvine, California
November 19, 2024

**TOWN OF DISCOVERY BAY COMMUNITY SERVICES DISTRICT
MANAGEMENT'S DISCUSSION AND ANALYSIS
JUNE 30, 2024**

This narrative overview and analysis of the Town of Discovery Bay Community Services District's (District) financial activities for the fiscal year ended June 30, 2024 has been provided by the management of the District. The management's discussion and analysis are intended to serve as an introduction to the District's financial statements which follow this section, and it is recommended to be reviewed in conjunction with them.

Financial Highlights

- The District's overall net position increased by \$137,544 over the prior year, including a \$240,639 increase in net position of governmental activities, and a \$(103,095) decrease in net position of business-type activities. The District's total net position is now \$51,510,535.
- Total assets of the District were \$90,600,321 with capital assets at \$62,206,748 net of accumulated depreciation. Current, non-current and other assets were \$28,393,573.
- Total liabilities were \$39,065,186 consisting of long-term liabilities of \$35,508,806 and other current liabilities of \$3,556,380.
- Assets of the District exceeded liabilities at the close of the most recent fiscal year by \$51,510,535 (net position). Of this amount, \$15,981,049 (unrestricted net position) may be used to meet the District's ongoing obligations, \$4,907,319 is restricted for capital projects, and \$30,622,167 is net investment in capital assets.
- On the current financial resource basis, the District's governmental fund expenditure exceeded revenues (including \$645,825 in capital outlay expenditures) by \$(186,955). The proprietary fund expenses exceeded revenues by \$(103,095).
- At year-end, there was \$2,421,104 in cash and investments to fund future governmental activities, and \$25,198,957 in cash and investments to fund future business-type activities.

Overview of the Financial Statements

The District's financial statements are comprised of three components: government-wide financial statements, fund financial statements and notes to financial statements including required supplementary information.

Government-wide and fund financial statements present the results of operations for different functions of the District as follows:

1. **Government-wide financial statements** provide both long-term and short-term information about the District's overall financial position in a manner similar to private-sector business.

**TOWN OF DISCOVERY BAY COMMUNITY SERVICES DISTRICT
MANAGEMENT'S DISCUSSION AND ANALYSIS
JUNE 30, 2024**

Overview of the Financial Statements (Continued)

The **Statement of Net Position** displays all the District's assets and liabilities, with the difference between the two reported as net position. The **Statement of Activities** provides all current year revenues and expenses on an accrual basis of accounting regardless of when cash is received or paid. These two government-wide statements report on the District's net position and how they have changed during the fiscal year. Over time, increases or decreases in net position may serve as a useful indicator of whether the financial position of the District is improving or weakening.

The government-wide financial statements separately present the District's functions as follows:

- **Governmental activities** include services financed mainly through property taxes. The District's general, lighting and landscaping and community center services comprise its governmental activities.
 - **Business-type activities** include services financed, in whole or in part, by fees paid by those who directly benefit from the service. The District's business-type activities include providing water and wastewater services to the residents of the District.
2. **Fund financial statements** focus on the individual functions of the District and report the District's operations in more detail than the government-wide statements. A fund is a grouping of related accounts that is used to maintain control over resources that have been segregated for specific activities or objectives. Fund accounting is used by state and local governments to control their resources that are legally restricted or otherwise earmarked for special purposes. The District reports its fund financial statements in the following two categories:
- **Governmental funds** are used to account for essentially the same functions reported as *governmental activities* in the government-wide financial statements. However, unlike the government-wide financial statements, governmental fund financial statements focus on 1) short-term inflows and outflows of expendable resources, and 2) the resources remaining at the end of the fiscal year that are available for future use. Because the focus of governmental funds is narrower than the government-wide financial statements, a reconciliation that explains the relationship (or differences) between them is presented following each of the governmental fund statements.
 - **Proprietary funds** are used to report the same functions presented as business-type activities in the government-wide financial statements in more detail.

Notes on the financial statements provide additional information that is essential to a full understanding of the data provided in the financial statements.

**TOWN OF DISCOVERY BAY COMMUNITY SERVICES DISTRICT
MANAGEMENT'S DISCUSSION AND ANALYSIS
JUNE 30, 2024**

A review of the net position over time may serve as a useful indicator of the District's financial position. Net position represents the difference between the District's assets, deferred outflows of resources, liabilities, and deferred inflows of resources. As of June 30, 2024, the District's net position was \$51,510,535, an increase of \$137,544 from the previous year. The following table outlines the District's net position by function for the current and prior fiscal years.

Town of Discovery Bay Community Services District Net Position
(rounded to the nearest dollar)
As of June 30, 2024 and 2023

	Governmental Activities		Business-Type Activities		Total		Variance
	2024	2023	2024	2023	2024	2023	\$
Assets							
Current and Other Assets	2,597,872	2,637,365	\$ 25,795,701	\$ 29,096,989	\$ 28,393,573	\$ 31,734,354	\$ (3,340,781)
Capital Assets, Net	2,678,996	2,323,834	59,527,752	56,358,038	62,206,748	58,681,872	3,524,876
Total Assets	<u>5,276,868</u>	<u>4,961,199</u>	<u>85,323,453</u>	<u>85,455,027</u>	<u>90,600,321</u>	<u>90,416,226</u>	<u>184,095</u>
Liabilities							
Current Liabilities	242,078	165,893	3,314,302	2,374,322	3,556,380	2,540,215	1,016,165
Noncurrent Liabilities	29,123	30,278	35,479,683	36,446,806	35,508,806	36,477,084	(968,278)
Total Liabilities	<u>271,201</u>	<u>196,171</u>	<u>38,793,985</u>	<u>38,821,128</u>	<u>39,065,186</u>	<u>39,017,299</u>	<u>47,887</u>
Deferred Inflows of Resources	-	-	24,600	25,936	24,600	25,936	(1,336)
Net Position							
Invested in Capital Assets	2,678,996	2,323,834	27,943,171	20,702,038	30,622,167	23,025,872	7,596,295
Restricted	-	-	4,907,319	6,843,850	4,907,319	6,843,850	(1,936,531)
Unrestricted	2,326,671	2,441,194	13,654,378	19,062,075	15,981,049	21,503,269	(5,522,220)
Total Net Position	<u>\$ 5,005,667</u>	<u>\$ 4,765,028</u>	<u>\$ 46,504,868</u>	<u>\$ 46,607,963</u>	<u>\$ 51,510,535</u>	<u>\$ 51,372,991</u>	<u>\$ 137,544</u>

By far the largest portion of the District's net position, 59%, reflects its net investment in capital assets (e.g., land, buildings and improvements, equipment, etc.); less any related debt used to acquire those assets that are still outstanding. The District uses these capital assets to provide services to citizens; consequently, these assets are not available for future spending. Although the District's investment in its capital assets is reported net of related debt, it should be noted that the resources needed to repay this debt must be provided from other sources, since the capital assets themselves cannot be used to liquidate these liabilities. The second largest portion of the District's net position, 31%, reflects its unrestricted net position, which may be used to meet the government's ongoing obligations.

The restricted portion of the District's net position, \$4,907,319, is subject to constraints by bond financing agreements and enabling legislation.

**TOWN OF DISCOVERY BAY COMMUNITY SERVICES DISTRICT
MANAGEMENT'S DISCUSSION AND ANALYSIS
JUNE 30, 2024**

Financial Analysis of the Government-wide Financial Statements (Continued)

The following table displays the change in the District's net position for the year ended June 30, 2024.
Town of Discovery Bay Community Services District Change in Net Position

	Governmental Activities		Business-Type Activities		Total	
	2024	2023	2024	2023	2024	2023
REVENUES						
Program Revenues						
Charges for Services	\$ 399,777	\$ 313,727	\$ 11,643,402	\$ 11,345,674	\$ 12,043,179	\$ 11,659,401
Operating Grants and Contributions	463,561	-	132,640	2,970	596,201	2,970
General Revenues						
Property Taxes	856,834	828,881	-	-	856,834	828,881
Investment Income	108,945	21,435	1,143,948	512,429	1,252,893	533,864
Other	12,636	176,569	-	203,076	12,636	379,645
Total Revenues	<u>1,841,753</u>	<u>1,340,612</u>	<u>12,919,990</u>	<u>12,064,149</u>	<u>14,761,743</u>	<u>13,404,761</u>
EXPENSES						
General Government	209,602	78,675	-	-	209,602	78,675
Community Center	1,282	1,283	-	-	1,282	1,283
Lighting and Landscaping Zone 8	1,235,187	1,111,722	-	-	1,235,187	1,111,722
Lighting and Landscaping Zone 9	155,043	166,439	-	-	155,043	166,439
Water	-	-	4,887,622	4,859,577	4,887,622	4,859,577
Sewer	-	-	6,735,861	6,299,502	6,735,861	6,299,502
Financing Authority	-	-	1,399,602	1,544,204	1,399,602	1,544,204
Total Expenses	<u>1,601,114</u>	<u>1,358,119</u>	<u>13,023,085</u>	<u>12,703,283</u>	<u>14,624,199</u>	<u>14,061,402</u>
CHANGE IN NET POSITION	240,639	(17,507)	(103,095)	(639,134)	137,544	(656,641)
Net Position - Beginning of Year	<u>4,765,028</u>	<u>4,782,535</u>	<u>46,607,963</u>	<u>47,247,097</u>	<u>51,372,991</u>	<u>52,029,632</u>
NET POSITION - END OF YEAR	<u>\$ 5,005,667</u>	<u>\$ 4,765,028</u>	<u>\$ 46,504,868</u>	<u>\$ 46,607,963</u>	<u>\$ 51,510,535</u>	<u>\$ 51,372,991</u>

Governmental Activities

The \$240,639 increase in net position is attributed to each function as follows:

- Charges for services increased by \$86,050 due to an increase in Community Center program fees.
- Proposition 68 Grant Funding for the Cornell Park enhancements.
- Expenses increased \$242,995 due to additional expenditures towards landscape projects through the Town and County zones.

**TOWN OF DISCOVERY BAY COMMUNITY SERVICES DISTRICT
MANAGEMENT'S DISCUSSION AND ANALYSIS
JUNE 30, 2024**

Financial Analysis of the Government-wide Financial Statements (Continued)

Business-type Activities

- Charges for services increased \$297,728 due increase in rates during the fiscal year.
- Investment income increased \$631,519 due to the District utilizing commercial bank accounts earning greater interest on funds held during the year.
- Expenses increased \$319,802 primarily due to increases in contract services, insurance, utilities, repairs and maintenance.

Financial Analysis of the District's Funds

As noted earlier, the District uses fund accounting to ensure and demonstrate compliance with finance-related legal requirements.

Governmental Funds

The focus of the District's governmental funds is to provide information on the short-term inflows and outflows and balances of current expendable resources. In particular, the *unassigned fund balance* presented in the balance sheet may serve as a useful measure of the District's resources available for spending at the end of its fiscal year.

As of the end of the current fiscal year, the District's combined governmental fund expenditure exceeded revenues by \$(186,955) primarily due to expenditures exceeding revenues. The fund balance of the Lighting and Landscaping Zone 8 fund decreased by \$(190,892), the fund balance of the Lighting and Landscaping Zone 9 fund increased by \$45,754, the fund balance of the community center fund increased by \$17,729, and the fund balance of the general fund decreased by \$59,546. At year-end, the combined fund balance of the governmental funds was \$2,266,505, consisting of committed and unassigned funds.

Governmental funds saw an increase in revenues from charges for services, investment income, and an operating grant. Those revenues were offset by an increase in operating expenditure for an increased effort in landscape services throughout the District.

**TOWN OF DISCOVERY BAY COMMUNITY SERVICES DISTRICT
MANAGEMENT'S DISCUSSION AND ANALYSIS
JUNE 30, 2024**

Proprietary Funds

The District's proprietary fund statements provide the same type of information, in more detail, on the business-type activities presented in the government-wide financial statements.

The net position of the proprietary funds decreased by \$(103,095) from \$46,607,963 to \$46,504,868. The net position included \$13,654,378 in unrestricted net position which has decreased by \$5,522,220 from the previous year. There was a corresponding increase in the Net Investment in Capital Assets increasing from \$7,241,133, to \$27,943,171 due to the completion of capital projects. The change in net position is due to lower charges of services being offset by increases in operating expenses.

Capital Asset and Debt Administration

Capital Assets

At the end of fiscal year 2024, the District's investment in capital assets amounted to \$62,206,748 (net of accumulated depreciation). This investment in capital assets includes land, buildings and improvements, equipment, vehicles, structures and improvements, and treatment and collection.

The District's total investment in capital assets before depreciation increased by \$7,162,567 from \$91,560,660 to \$98,723,233. Significant additions to capital assets included:

- Denitrification Facility - \$18,346,873
- Sewer System Improvements - \$411,745
- Sewer Pump Station Y - \$1,100,000
- Sewer Lagoon - \$57,743
- Sewer System Bar Screens - \$501,673
- Sewer Outfall diffuser - \$382,656
- Construction Vehicles and Equipment - \$257,674
- Boardroom Audio Visual - \$32,195
- Waster Treatment Pumps - \$74,073
- Landscape Mowers and Dump Truck - \$50,583
- Community Center Patio Enhancement - \$102,393
- Cornell Park Enhancement Project - \$220,583
- Clipper Drive Enhancement - \$221,573

**TOWN OF DISCOVERY BAY COMMUNITY SERVICES DISTRICT
MANAGEMENT'S DISCUSSION AND ANALYSIS
JUNE 30, 2024**

The following table displays the changes in District's capital assets, net of accumulated depreciation.

**Town of Discovery Bay Community Services District's Capital Assets
(net of depreciation, in rounded dollars)**

	Governmental Activities		Business-Type Activities		Total	
	2024	2023	2024	2023	2024	2023
Land	\$ 415,930	\$ 415,930	\$ 456,896	\$ 456,896	\$ 872,826	\$ 872,826
Buildings and Improvements	4,518,443	3,923,200	794,471	772,294	5,312,914	4,695,494
Treatment and Collection	-	-	58,397,009	56,280,864	58,397,009	56,280,864
Structure and Improvements	-	-	28,215,253	9,193,131	28,215,253	9,193,131
Equipment	655,379	604,797	1,104,311	1,041,906	1,759,690	1,646,703
Office Furniture and Equipment	25,665	25,665	185,205	153,009	210,870	178,674
Vehicles	80,133	80,133	1,236,396	1,112,905	1,316,529	1,193,038
Construction in Progress	-	-	2,638,142	17,499,936	2,638,142	17,499,936
Total	5,695,550	5,049,725	93,027,683	86,510,941	98,723,233	91,560,666
Less: Accumulated Depreciation	(3,016,554)	(2,725,891)	(33,499,931)	(30,152,903)	(36,516,485)	(32,878,794)
Net Capital Assets	<u>\$ 2,678,996</u>	<u>\$ 2,323,834</u>	<u>\$ 59,527,752</u>	<u>\$ 56,358,038</u>	<u>\$ 62,206,748</u>	<u>\$ 58,681,872</u>

Additional information on the District's capital assets can be found in Note 5 of the "Notes to Financial Statements" section.

Debt Administration

On June 30, 2024, the District had \$34,808,000 in outstanding debt as compared to \$35,656,000 for the prior year. During fiscal year 2014, the District received Series 2012 Enterprise Revenue Bonds to finance the acquisition and construction of certain improvements to the water and wastewater systems. During fiscal year 2018, the District received series 2017 Enterprise Revenue Bonds to finance the costs of certain improvements to the water and wastewater enterprise systems. During the fiscal year 2022, the District received Series 2022 Enterprise Revenue Bonds to finance the costs of certain improvements to the water and wastewater enterprise system. During the fiscal year 2023, the District issued \$11,650,000 Discovery Bay Public Financing Authority Enterprise Revenue Refunding Bonds, Series 2022B. The bonds were issued to refinance the Series 2012 Enterprise Revenue Bonds.

There was no new debt issued during the fiscal year, and the District made debt service payments of \$538,350 for the Water System and \$17,797,077 for Wastewater System.

Additional information regarding the District's debt can be found in Note 6 of this report.

Economic Factors and Next Year's Budgets and Rates

The District has experienced moderate growth which is expected to continue over the next 3-5 years. This growth will further create demand for water and wastewater services and additional capital facilities. These demands have been addressed in the District's capital improvement program. The District is currently in the process of reviewing rates for water and wastewater services to evaluate the District's financial needs and rate structure.

**TOWN OF DISCOVERY BAY COMMUNITY SERVICES DISTRICT
MANAGEMENT'S DISCUSSION AND ANALYSIS
JUNE 30, 2024**

Contacting the District's Financial Management

This financial report is designed to provide a general overview of the District's finances and to demonstrate the District's financial accountability and compliance with applicable laws for all those with an interest in the District's finances. Questions concerning any of the information provided in this report, or requests for additional financial information can be addressed to Town of Discovery Bay Community Services District, Attention: General Manager, 1800 Willow Lake Road, Discovery Bay, California 94505.

BASIC FINANCIAL STATEMENTS

**TOWN OF DISCOVERY BAY COMMUNITY SERVICES DISTRICT
STATEMENT OF NET POSITION
JUNE 30, 2024**

	Primary Government		
	Governmental Activities	Business-Type Activities	Total
ASSETS			
Current Assets:			
Cash and Investments	\$ 2,421,104	\$ 20,291,638	\$22,712,742
Accounts Receivable, Net of Allowance for Doubtful Accounts	171,039	499,575	670,614
Advances on Taxes	5,272	832	6,104
Prepaid Expenses	457	96,337	96,794
Total Current Assets	<u>2,597,872</u>	<u>20,888,382</u>	<u>23,486,254</u>
Noncurrent Assets:			
Cash and Investments - Restricted	-	4,907,319	4,907,319
Capital Assets, Non-depreciable	415,930	3,095,038	3,510,968
Capital Assets, Depreciable, Net	2,263,066	56,432,714	58,695,780
Total Noncurrent Assets	<u>2,678,996</u>	<u>64,435,071</u>	<u>67,114,067</u>
Total Assets	<u>5,276,868</u>	<u>85,323,453</u>	<u>90,600,321</u>
LIABILITIES			
Current Liabilities:			
Accounts Payable	242,078	1,719,828	1,961,906
Interest Payable	-	122,751	122,751
Other Accrued Liabilities	-	59,367	59,367
Deposits	-	526,356	526,356
Bonds Payable-Current	-	886,000	886,000
Total Current Liabilities	<u>242,078</u>	<u>3,314,302</u>	<u>3,556,380</u>
Noncurrent Liabilities:			
Compensated Absences	29,123	68,197	97,320
Bonds Payable	-	33,922,000	33,922,000
Unamortized Bond Premium	-	1,489,486	1,489,486
Total Noncurrent Liabilities	<u>29,123</u>	<u>35,479,683</u>	<u>35,508,806</u>
Total Liabilities	<u>271,201</u>	<u>38,793,985</u>	<u>39,065,186</u>
DEFERRED INFLOWS OF RESOURCES	<u>-</u>	<u>24,600</u>	<u>24,600</u>
NET POSITION			
Net Investment in Capital Assets	2,678,996	27,943,171	30,622,167
Restricted for:			
Capital Projects	-	4,907,319	4,907,319
Unrestricted	2,326,671	13,654,378	15,981,049
Total Net Position	<u>\$ 5,005,667</u>	<u>\$ 46,504,868</u>	<u>\$51,510,535</u>

See accompanying Notes to Basic Financial Statements.

**TOWN OF DISCOVERY BAY COMMUNITY SERVICES DISTRICT
STATEMENT OF ACTIVITIES
YEAR ENDED JUNE 30, 2024**

	Program Revenues				Net Revenue (Expense) and Changes in Net Position		
	Expenses	Charges for Services	Operating Grants and Contributions	Capital Grants and Contributions	Primary Government		
					Governmental Activities	Business-Type Activities	Total
Primary Government:							
Governmental Activities:							
General Government	\$ 209,602	\$ -	\$ 209,808	\$ -	\$ 206	\$ -	\$ 206
Community Center	1,282	-	-	-	(1,282)	-	(1,282)
Lighting and Landscaping Zone 8	1,235,187	234,986	237,760	-	(762,441)	-	(762,441)
Lighting and Landscaping Zone 9	155,043	164,791	15,993	-	25,741	-	25,741
Total Governmental Activities	<u>1,601,114</u>	<u>399,777</u>	<u>463,561</u>	<u>-</u>	<u>(737,776)</u>	<u>-</u>	<u>(737,776)</u>
Business-Type Activities:							
Water	4,887,622	4,848,601	79,402	-	-	40,381	40,381
Sewer	6,735,861	6,794,801	53,238	-	-	112,178	112,178
Financing Authority	1,399,602	-	-	-	-	(1,399,602)	(1,399,602)
Total Business-Type Activities	<u>13,023,085</u>	<u>11,643,402</u>	<u>132,640</u>	<u>-</u>	<u>-</u>	<u>(1,247,043)</u>	<u>(1,247,043)</u>
Total Primary Government	<u>\$ 14,624,199</u>	<u>\$ 12,043,179</u>	<u>\$ 596,201</u>	<u>\$ -</u>	<u>\$ (737,776)</u>	<u>\$ (1,247,043)</u>	<u>\$ (1,984,819)</u>
General Revenues							
Taxes:							
Property Taxes					856,834	-	856,834
Net Investment Income					108,945	1,143,948	1,252,893
Other Income					12,636	-	12,636
Total General Revenues and Transfers					<u>978,415</u>	<u>1,143,948</u>	<u>2,122,363</u>
CHANGE IN NET POSITION					<u>240,639</u>	<u>(103,095)</u>	<u>137,544</u>
Net Position - Beginning of Year					<u>4,765,028</u>	<u>46,607,963</u>	<u>51,372,991</u>
NET POSITION - END OF YEAR					<u>\$ 5,005,667</u>	<u>\$ 46,504,868</u>	<u>\$ 51,510,535</u>

See accompanying Notes to Basic Financial Statements.

**TOWN OF DISCOVERY BAY COMMUNITY SERVICES DISTRICT
BALANCE SHEET
GOVERNMENTAL FUNDS
JUNE 30, 2024**

	General Fund	Community Center	Lighting and Landscaping Zone 8	Lighting and Landscaping Zone 9	Total Governmental Funds
ASSETS					
Cash and Investments	\$ 134,638	\$ 360,095	\$ 1,513,452	\$ 412,919	\$ 2,421,104
Accounts Receivable	90,805	-	77,332	2,902	171,039
Advances on Taxes	-	-	5,272	-	5,272
Prepays	-	-	457	-	457
Total Assets	<u>\$ 225,443</u>	<u>\$ 360,095</u>	<u>\$ 1,596,513</u>	<u>\$ 415,821</u>	<u>\$ 2,597,872</u>
LIABILITIES AND FUND BALANCES					
LIABILITIES					
Accounts Payable	\$ 50,003	\$ -	\$ 159,784	\$ 32,291	\$ 242,078
Total Liabilities	<u>50,003</u>	<u>-</u>	<u>159,784</u>	<u>32,291</u>	<u>242,078</u>
DEFERRED INFLOW OF RESOURCES					
Unavailable Revenues	89,289	-	-	-	89,289
Total Deferred Inflow of Resources	<u>89,289</u>	<u>-</u>	<u>-</u>	<u>-</u>	<u>89,289</u>
FUND BALANCES					
Nonspendable					
Prepays	-	-	457	-	457
Restricted for:					
Community Center	-	360,095	-	-	360,095
Lighting and Landscaping Zone 8	-	-	1,436,729	-	1,436,729
Lighting and Landscaping Zone 9	-	-	-	383,530	383,530
Unassigned	86,151	-	-	-	86,151
Total Fund Balances	<u>86,151</u>	<u>360,095</u>	<u>1,436,729</u>	<u>383,530</u>	<u>2,266,505</u>
Total Liabilities and Fund Balances	<u>\$ 225,443</u>	<u>\$ 360,095</u>	<u>\$ 1,596,513</u>	<u>\$ 415,821</u>	<u>\$ 2,597,872</u>

See accompanying Notes to Basic Financial Statements.

**TOWN OF DISCOVERY BAY COMMUNITY SERVICES DISTRICT
RECONCILIATION OF THE GOVERNMENTAL FUNDS BALANCE SHEET
TO THE STATEMENT OF NET POSITION
JUNE 30, 2024**

Total Fund Balance - Governmental Funds	\$	2,266,505
---	----	-----------

Amounts reported for governmental activities in the statement of net position are different because:

Revenues not collected within availability period are not available soon enough to pay for the current period's expenditures and, therefore are reported as unavailble revenue in the governmental funds		89,289
--	--	--------

Capital assets used in governmental activities are not financial resources and, therefore, are not reported in the funds.		2,678,996
---	--	-----------

Compensated absences are not due and payable in the current period, and, therefore, are not reported in the balance sheet of governmental funds.		<u>(29,123)</u>
--	--	-----------------

Net Position of Governmental Activities	\$	<u>5,005,667</u>
---	----	------------------

**TOWN OF DISCOVERY BAY COMMUNITY SERVICES DISTRICT
STATEMENT OF REVENUES, EXPENDITURES, AND CHANGES IN FUND BALANCES
GOVERNMENTAL FUNDS
YEAR ENDED JUNE 30, 2024**

	General Fund	Community Center	Lighting and Landscaping Zone 8	Lighting and Landscaping Zone 9	Total Governmental Funds
REVENUES					
Property Taxes	\$ -	\$ -	\$ 856,834	\$ -	\$ 856,834
Assessment Income	-	-	-	164,791	164,791
Intergovernmental Revenues	138,531	-	237,760	15,993	392,284
Charges for services	3,628	-	234,986	-	238,614
Interest Income	7,897	17,729	71,888	11,431	108,945
Other	-	-	9,008	-	9,008
Total Revenues	<u>150,056</u>	<u>17,729</u>	<u>1,410,476</u>	<u>192,215</u>	<u>1,770,476</u>
EXPENDITURES					
Current:					
General Government:					
Payroll Expenses	-	-	355,274	34,438	389,712
Repairs and Maintenance	-	-	247,273	53,770	301,043
Utilities	-	-	192,386	19,957	212,343
Other	209,602	-	157,465	14,039	381,106
Insurance	-	-	12,370	3,300	15,670
Professional Fees	-	-	7,707	4,025	11,732
Capital Outlay	-	-	628,893	16,932	645,825
Total Expenditures	<u>209,602</u>	<u>-</u>	<u>1,601,368</u>	<u>146,461</u>	<u>1,957,431</u>
NET CHANGE IN FUND BALANCES	(59,546)	17,729	(190,892)	45,754	(186,955)
Fund Balances - Beginning of Year	<u>145,697</u>	<u>342,366</u>	<u>1,627,621</u>	<u>337,776</u>	<u>2,453,460</u>
FUND BALANCES - END OF YEAR	<u>\$ 86,151</u>	<u>\$ 360,095</u>	<u>\$ 1,436,729</u>	<u>\$ 383,530</u>	<u>\$ 2,266,505</u>

See accompanying Notes to Basic Financial Statements.

**TOWN OF DISCOVERY BAY COMMUNITY SERVICES DISTRICT
RECONCILIATION OF THE STATEMENT OF REVENUES, EXPENDITURES, AND CHANGES IN
FUND BALANCES – GOVERNMENTAL FUNDS TO THE STATEMENT OF ACTIVITIES
YEAR ENDED JUNE 30, 2024**

Net Change in Fund Balances - Governmental Funds	\$	(186,955)
<p>Amounts reported for governmental activities in the statement of activities are different because of the following:</p>		
Revenues in the statement of activities that do not provide current financial resources are not reported as revenues in the funds until such time as they are considered a current financial resource.		71,277
Depreciation expense related to capital assets is recognized in the statement of activities, but is not reported in the funds.		(290,663)
Governmental funds report capital outlays as expenditures, while in the governmental statement of activities, the cost of these assets is allocated over their estimated useful lives and reported as depreciation expense.		645,825
Changes in compensated absences are recorded as an expense in the statement of activities, but are not reported in the funds.		<u>1,155</u>
Change in Net Position of Governmental Activities	\$	<u><u>240,639</u></u>

See accompanying Notes to Basic Financial Statements.

**TOWN OF DISCOVERY BAY COMMUNITY SERVICES DISTRICT
STATEMENT OF NET POSITION
PROPRIETARY FUNDS
JUNE 30, 2024**

	Water Fund	Sewer Fund	Financing Authority Fund	Total
CURRENT ASSETS				
Cash and Investments	\$ 7,361,933	\$ 12,929,705	\$ -	\$ 20,291,638
Accounts Receivable, Net	380,536	119,039	-	499,575
Prepaid Expenses	44,983	51,354	-	96,337
Advances on Taxes	333	499	-	832
Total Current Assets	<u>7,787,785</u>	<u>13,100,597</u>	<u>-</u>	<u>20,888,382</u>
NONCURRENT ASSETS				
Cash and Investments - Restricted	-	-	4,907,319	4,907,319
Interfund Receivable	-	-	34,930,751	34,930,751
Capital Assets, Non-Depreciable	2,250,675	199,000	645,363	3,095,038
Capital Assets, Depreciable, Net	8,842,258	47,590,456	-	56,432,714
Total Noncurrent Assets	<u>11,092,933</u>	<u>47,789,456</u>	<u>40,483,433</u>	<u>99,365,822</u>
 Total Assets and Deferred Outflows of Resources	 <u>\$ 18,880,718</u>	 <u>\$ 60,890,053</u>	 <u>\$ 40,483,433</u>	 <u>\$ 120,254,204</u>
LIABILITIES, DEFERRED INFLOWS OF RESOURCES AND NET POSITION				
CURRENT LIABILITIES				
Accounts Payable	585,971	964,043	169,814	1,719,828
Accrued payroll	-	59,367	-	59,367
Deposits liability	526,356	-	-	526,356
Interest Payable	-	-	122,751	122,751
Bonds Payable - Current	-	-	886,000	886,000
Total Current Liabilities	<u>1,112,327</u>	<u>1,023,410</u>	<u>1,178,565</u>	<u>3,314,302</u>
NONCURRENT LIABILITIES				
Interfund Receivables	6,323,004	28,607,747	-	34,930,751
Compensated Absences	29,126	39,071	-	68,197
Bonds Payable	-	-	33,922,000	33,922,000
Unamortized Bond Premium	-	-	1,489,486	1,489,486
Total Noncurrent Liabilities	<u>6,352,130</u>	<u>28,646,818</u>	<u>35,411,486</u>	<u>70,410,434</u>
 DEFERRED INFLOWS OF RESOURCES	 <u>-</u>	 <u>-</u>	 <u>24,600</u>	 <u>24,600</u>
NET POSITION				
Net Investment in Capital Assets	4,793,933	19,280,456	475,549	24,549,938
Restricted for Capital Projects	-	-	4,907,319	4,907,319
Unrestricted	6,622,328	11,939,369	(1,514,086)	17,047,611
Total Net Position	<u>11,416,261</u>	<u>31,219,825</u>	<u>3,868,782</u>	<u>46,504,868</u>
 Total Liabilities, Deferred Inflows of Resources and Net Position	 <u>\$ 18,880,718</u>	 <u>\$ 60,890,053</u>	 <u>\$ 40,483,433</u>	 <u>\$ 120,254,204</u>

See accompanying Notes to Basic Financial Statements.

**TOWN OF DISCOVERY BAY COMMUNITY SERVICES DISTRICT
STATEMENT OF REVENUES, EXPENSES, AND CHANGES IN FUND NET POSITION
PROPRIETARY FUNDS
YEAR ENDED JUNE 30, 2024**

	Water Fund	Sewer Fund	Financing Authority Fund	Total
OPERATING REVENUES				
Charges for Services	\$ 4,553,543	\$ 6,442,073	\$ -	\$ 10,995,616
Connection Fees	183,872	352,728	-	536,600
Other	162,416	53,238	-	215,654
Grants	28,172	-	-	28,172
Total Operating Revenues	<u>4,928,003</u>	<u>6,848,039</u>	<u>-</u>	<u>11,776,042</u>
OPERATING EXPENSES				
Depreciation	799,540	2,550,539	-	3,350,079
Contract Services	1,007,162	1,691,145	-	2,698,307
Repairs and Maintenance	970,888	482,968	-	1,453,856
Payroll Expenses	588,522	667,806	-	1,256,328
Utilities	624,666	711,157	-	1,335,823
Insurance	248,846	353,022	-	601,868
Professional Fees	234,476	107,508	-	341,984
Miscellaneous	109,247	50,282	-	159,529
Permits and Fees	43,148	23,919	-	67,067
Chemicals	106,146	-	-	106,146
Telephone and Communications	23,136	38,901	-	62,037
Supplies	17,050	18,782	-	35,832
Contract Mailings	48,597	-	-	48,597
Rent	15,510	17,490	-	33,000
Directors' Expenses	11,656	13,989	-	25,645
Bank Fees and Merchant Charges	27,906	-	-	27,906
Memberships	11,126	8,353	-	19,479
Total Operating Expenses	<u>4,887,622</u>	<u>6,735,861</u>	<u>-</u>	<u>11,623,483</u>
OPERATING INCOME (LOSS)	40,381	112,178	-	152,559
NONOPERATING REVENUES (EXPENSES)				
Investment Income	426,184	395,522	1,809,670	2,631,376
Interest Expense	(292,351)	(1,195,077)	(1,399,602)	(2,887,030)
Total Nonoperating Revenues (Expenses)	<u>133,833</u>	<u>(799,555)</u>	<u>410,068</u>	<u>(255,654)</u>
OPERATING TRANSFERS IN (OUT)	<u>1,817</u>	<u>13,284,473</u>	<u>(13,286,290)</u>	<u>-</u>
CHANGES IN NET POSITION	176,031	12,597,096	(12,876,222)	(103,095)
Net Position - Beginning of Year	<u>11,240,230</u>	<u>18,622,729</u>	<u>16,745,004</u>	<u>46,607,963</u>
NET POSITION - END OF YEAR	<u>\$ 11,416,261</u>	<u>\$ 31,219,825</u>	<u>\$ 3,868,782</u>	<u>\$ 46,504,868</u>

See accompanying Notes to Basic Financial Statements.

**TOWN OF DISCOVERY BAY COMMUNITY SERVICES DISTRICT
STATEMENT OF CASH FLOWS
PROPRIETARY FUNDS
YEAR ENDED JUNE 30, 2024**

	Water Fund	Sewer Fund	Financing Authority Fund	Total
CASH FLOWS FROM OPERATING ACTIVITIES				
Receipts from Customers	\$ 5,646,535	\$ 6,817,672	\$ -	\$ 12,464,207
Payments to Vendors and Suppliers	(3,348,262)	(3,130,317)	-	(6,478,579)
Payments to Employees and Directors	(586,616)	(609,461)	-	(1,196,077)
Net Cash Provided by Operating Activities	<u>1,711,657</u>	<u>3,077,894</u>	<u>-</u>	<u>4,789,551</u>
CASH FLOWS FROM NONCAPITAL FINANCING ACTIVITIES				
Transfers In (Out)	1,817	6,507	(8,324)	-
Net Cash Provided (Used) by Noncapital Financing Activities	<u>1,817</u>	<u>6,507</u>	<u>(8,324)</u>	<u>-</u>
CASH FLOWS FROM CAPITAL AND RELATED FINANCING ACTIVITIES				
Principal Payments on Interfund Receivable	(246,000)	(602,000)	-	(848,000)
Interest Payments on Interfund Receivable	(293,214)	(1,197,100)	-	(1,490,314)
Principal Payments Received on Installment Receivable	-	-	848,000	848,000
Interest Payments Received on Installment Receivable	-	-	1,490,314	1,490,314
Principal Payments on Bonds Payable	-	-	(848,000)	(848,000)
Interest Payments on Bonds Payable	-	-	(1,490,314)	(1,490,314)
Acquisition of Capital Assets	(1,829,100)	(668,518)	(4,253,341)	(6,750,959)
Net Cash Used by Capital and Related Financing Activities	<u>(2,368,314)</u>	<u>(2,467,618)</u>	<u>(4,253,341)</u>	<u>(9,089,273)</u>
CASH FLOWS FROM INVESTING ACTIVITIES				
Interest Received	426,184	395,522	322,243	1,143,949
Net Cash Provided by Investing Activities	<u>426,184</u>	<u>395,522</u>	<u>322,243</u>	<u>1,143,949</u>
NET CHANGE IN CASH AND INVESTMENTS	(228,656)	1,012,305	(3,939,422)	(3,155,773)
Cash and Investments - Beginning of Year	7,590,589	11,917,400	8,846,741	28,354,730
CASH AND INVESTMENTS - END OF YEAR	<u>\$ 7,361,933</u>	<u>\$ 12,929,705</u>	<u>\$ 4,907,319</u>	<u>\$ 25,198,957</u>
FINANCIAL STATEMENT PRESENTATION				
Cash and Investments	\$ 7,361,933	\$ 12,929,705	\$ -	\$ 20,291,638
Cash and Investments - Restricted Assets	-	-	4,907,319	4,907,319
Total Cash and Cash Equivalents	<u>\$ 7,361,933</u>	<u>\$ 12,929,705</u>	<u>\$ 4,907,319</u>	<u>\$ 25,198,957</u>
RECONCILIATION OF OPERATING INCOME TO NET CASH PROVIDED BY OPERATING ACTIVITIES:				
Operating Income	\$ 40,381	\$ 112,178	\$ -	\$ 152,559
Adjustments to Reconcile Operating Income to Net Cash Provided by Operating Activities:				
Depreciation	799,540	2,550,539	-	3,350,079
Change in Assets and Liabilities:				
Accounts Receivable	220,056	(30,367)	-	189,689
Prepaid Expenses	(24,118)	(20,056)	-	(44,174)
Accounts Payable	175,416	407,255	-	582,671
Accrued Payroll	-	54,885	-	54,885
Deposits	498,476	-	-	498,476
Compensated Absences	1,906	3,460	-	5,366
Net Cash Provided (Used) by Operating Activities	<u>\$ 1,711,657</u>	<u>\$ 3,077,894</u>	<u>\$ -</u>	<u>\$ 4,789,551</u>

See accompanying Notes to Basic Financial Statements.

TOWN OF DISCOVERY BAY COMMUNITY SERVICES DISTRICT
NOTES TO BASIC FINANCIAL STATEMENTS
JUNE 30, 2024

NOTE 1 SUMMARY OF SIGNIFICANT ACCOUNTING POLICIES

The financial statements of the District have been prepared in conformity with accounting principles generally accepted in the United States of America, as applied to government units (hereinafter referred to as generally accepted accounting principles (GAAP)). The Governmental Accounting Standards Board (GASB) is the accepted standard-setting body for establishing governmental accounting and financial reporting principles. The District's significant accounting policies are described below.

A. Description of the Reporting Entity

The Town of Discovery Bay Community Services District, formerly known as Discovery Bay Community Services District was formed by the residents of Discovery Bay under the authority of the Cortese-Knox Act (Gov. C. Sec. 56000). This special district was formed as a result of a petition of residents to provide services to the residents of Discovery Bay. Effective July 1, 1998, the District assumed the responsibilities, funding, and assets previously held by the dissolved Sanitation District #19. During November 1998, the residents of Discovery Bay voted to activate the latent powers of the District to include recreation; specifically, to acquire, fund, and operate a Community Center.

Effective August 13, 2003, the Local Agency Formation Commission (LAFCO) of Contra Costa County dissolved County Service Area M-8 and annexed the territory to the Town of Discovery Bay Community Services District. The District is responsible for maintaining the lighting, landscaping, and parks within Service Area M-8 of the Town of Discovery Bay.

The Town of Discovery Bay Community Services District formed an assessment district known as Ravenswood Improvement District - Discovery Bay Lighting and landscaping Zone 9 for the purpose of providing for the operation and maintenance of landscaping, parks and open space in the subdivision known as Ravenswood.

The purpose of the Town of Discovery Bay Community Services District, a multipurpose independent district, is to represent the residents of Discovery Bay in any matters covered under the California Government Code relating to a Community Services District. In addition to the purposes listed in the Government Code, the District has been ordered by LAFCO and the board of supervisors to perform an advisory role for the residents of Discovery Bay. This role includes, but is not limited to, advising the County in matters of land use planning, zoning, compliance, roads and streets, lighting, landscaping, parks and public safety services. The District also provides water and sewer services to the Town of Discovery Bay.

As required by accounting principles generally accepted in the United States of America and the Governmental Accounting Standards Board, these financial statements present the government and its component units, entities for which the government is considered to be financially accountable. Blended component units, although legally separate entities, are, in substance, part of the government's operations and so data from these units are combined with data of the primary government.

TOWN OF DISCOVERY BAY COMMUNITY SERVICES DISTRICT
NOTES TO BASIC FINANCIAL STATEMENTS
JUNE 30, 2024

NOTE 1 SUMMARY OF SIGNIFICANT ACCOUNTING POLICIES (CONTINUED)

A. Description of the Reporting Entity (Continued)

Blended Component Units

The Town of Discovery Bay Community Services District (the District) and the Byron Bethany Irrigation District entered into a Joint Exercise of Powers Agreement dated July 1, 2012, forming the Discovery Bay Public Financing Authority (the Authority). The Authority is authorized to borrow money for the purpose of assisting the District in financing various public capital improvements and facilities. The Authority issued revenue bonds in order to fund such expenditures. The Authority is controlled by the District and has the same governing body as the District, which also performs all accounting and administrative functions for the Authority. The financial activities of the Authority have been included (termed “blended”) in these financial statements in the business-type activities. The Authority does not issue separate financial statements.

B. Basis of Presentation - Government-Wide Financial Statements

The statement of net position and statement of activities display information about the primary government, the District and its blended component unit. These statements include the financial activities of the overall District government.

Eliminations have been made to minimize the double counting of internal activities. These statements distinguish between governmental and business-type activities. Governmental activities generally are financed through taxes, intergovernmental revenues, and other nonexchange transactions. Business-type activities are financed in whole or in part by fees charged to external parties.

The statement of activities presents a comparison between direct expenses and program revenues for each segment of the business-type activities of the District and for each function of the District’s governmental activities. Direct expenses are those that are specifically associated with a program or function and, therefore, are clearly identifiable to a particular function. Program revenues include (a) charges paid by the recipients of goods or services offered by the programs, (b) grants and contributions that are restricted to meeting the operational needs of a particular program, and (c) fees, grants, and contributions that are restricted to financing the acquisition or construction of capital assets. Revenues that are not classified as program revenues, including all taxes, are presented as general revenues.

**TOWN OF DISCOVERY BAY COMMUNITY SERVICES DISTRICT
 NOTES TO BASIC FINANCIAL STATEMENTS
 JUNE 30, 2024**

NOTE 1 SUMMARY OF SIGNIFICANT ACCOUNTING POLICIES (CONTINUED)

B. Basis of Presentation – Government-Wide Financial Statements (Continued)

Fund Financial Statements

Fund financial statements of the reporting entity are organized into funds, each of which is considered to be a separate accounting entity. Each fund is accounted for by providing a separate set of self-balancing accounts that constitutes its assets, liabilities, fund equity, revenues, and expenditures/expenses. Funds are organized into two major categories: governmental and proprietary. The District presently has no fiduciary funds. An emphasis is placed on major funds within the governmental and enterprise categories. The funds of the District are described below:

Governmental Funds

The General Fund is the primary operating fund of the District and is always classified as a major fund. It is used to account for all activities except those legally or administratively required to be accounted for in other funds.

Special Revenue Funds are used to account for the proceeds of the specific revenue sources that are either legally restricted to expenditures for specified purposes or designated to finance particular functions or activities of the District. The District includes the following special revenue funds, all of which are reported as major funds:

Fund	Brief Description
Community Center	Accounts for revenues and expenditures of acquiring, funding, and operating a community center.
Lighting and Landscaping Zone 8	Accounts for revenues and expenditures related to maintenance of street lighting and landscaping facilities and services; local parks and recreation facilities and services; parkway facilities and services; and open space facilities and services Zone 8.
Lighting and Landscaping Zone 9	Accounts for revenues and expenditures related to operation and maintenance of landscaping, parks and open space in the subdivision known as Ravenswood.

**TOWN OF DISCOVERY BAY COMMUNITY SERVICES DISTRICT
NOTES TO BASIC FINANCIAL STATEMENTS
JUNE 30, 2024**

NOTE 1 SUMMARY OF SIGNIFICANT ACCOUNTING POLICIES (CONTINUED)

B. Basis of Presentation – Government-Wide Financial Statements (Continued)

Proprietary Funds

Enterprise Funds are used to account for business-like activities provided to the general public. These activities are financed primarily by user charges, and the measurement of financial activity focuses on net income measurement similar to the private sector. The reporting entity includes the following enterprise funds, all of which are reported as major funds:

Fund	Brief Description
Water Fund	Accounts for the activities of providing water services to the residents of the District. All activities necessary to provide such services are accounted for in this fund, including administration, operations, capital improvements, maintenance, financing and related debt service, and billing and collection.
Sewer Fund	Accounts for the activities associated with operating and maintaining the Districts collection and treatment of wastewater. All activities necessary to provide such services are accounted for in this fund, including administration, operations, capital improvements, maintenance, financing and related debt service, and billing and collection.
Financing Authority Fund	Accounts for facilitating the financing of public capital improvements and facilities for the District’s water and wastewater system.

**TOWN OF DISCOVERY BAY COMMUNITY SERVICES DISTRICT
NOTES TO BASIC FINANCIAL STATEMENTS
JUNE 30, 2024**

NOTE 1 SUMMARY OF SIGNIFICANT ACCOUNTING POLICIES (CONTINUED)

B. Basis of Presentation – Government-Wide Financial Statements (Continued)

Proprietary Funds (Continued)

Proprietary funds distinguish operating revenues and expenses from nonoperating items. Operating revenues and expenses generally result from providing services and producing and delivering goods in connection with a proprietary fund's principal ongoing operations. The District's operating revenues include all revenues derived from water and sewage services. The enterprise funds also recognize as operating revenue, the portion of tap fees, connection fees and impact fees intended to recover the cost of connecting new customers to the system. Operating expenses include all costs related to water and sewage services, administrative expenses, and depreciation on capital assets. All revenues and expenses not meeting this definition are reported as nonoperating revenues and expenses, except for capital contributions, which represent capital contributions collected for the acquisition or construction of capital assets.

B. Measurement Focus and Basis of Accounting

The accounting and financial reporting treatment is determined by the applicable measurement focus and basis of accounting. Measurement focus indicates the type of resources being measured such as *current financial resources* or *economic resources*. The basis of accounting indicates the timing of recognition in the financial statements of various kinds of transactions or events.

The government-wide and proprietary fund financial statements are reported using the *economic resources measurement focus* and the *accrual basis of accounting*. Revenues are recorded when earned and expenses are recorded when a liability is incurred, regardless of the timing of related cash flows. Property taxes are recognized as revenues in the year for which they are levied. Grants and similar items are recognized as revenue as soon as all eligibility requirements imposed by the provider have been met.

The governmental fund financial statements are reported using the *current financial resources measurement focus* and the *modified accrual basis of accounting*. Revenues are recognized when they have been earned and they are both measurable and available. Revenues are considered to be available when they are collectible within the current period or soon enough thereafter to pay liabilities of the current period. For this purpose, the District considers revenues to be available if they are collected within 60 days of the end of the current fiscal period. Expenditures generally are recorded when a liability is incurred, as under accrual accounting. However, debt service principal and interest expenditures on general long-term debt, including lease liabilities, as well as expenditures related to compensated absences, and claims and judgments, postemployment benefits and asset retirement obligations are recognized based on specific accounting rules applicable to each, generally when payment is due. General capital asset acquisitions, including entering into contracts giving the District the right to use lease assets, are reported as expenditures in governmental funds. Issuance of long-term debt and financing through leases are reported as other financing sources.

TOWN OF DISCOVERY BAY COMMUNITY SERVICES DISTRICT
NOTES TO BASIC FINANCIAL STATEMENTS
JUNE 30, 2024

NOTE 1 SUMMARY OF SIGNIFICANT ACCOUNTING POLICIES (CONTINUED)

B. Measurement Focus and Basis of Accounting (Continued)

Property taxes, licenses, and interest associated with the current fiscal period are all considered to be susceptible to accrual and so have been recognized as revenues of the current fiscal period. Expenditure-driven grants are recognized as revenue when the qualifying expenditures have been incurred and all other eligibility requirements have been met, and the amount is received during the period or within the availability period for this revenue source (within 60 days of year-end). All other revenue items are considered to be measurable and available only when cash is received by the

C. Assets, Liabilities, Deferred Outflows/Inflows of Resources, and Net Position/Fund Balance

1. Cash and Investments

For the purpose of financial reporting “cash and cash investments” includes all demand and savings accounts and certificates of deposit or short-term investments with an original maturity of three months or less.

Restricted cash and investments include proceeds from the 2017 enterprise revenue bonds, 2022 enterprise revenue bonds and the 2022B enterprise revenue refunding bonds which are restricted for capital projects and repayment of bonds.

2. Accounts Receivable

Accounts receivable are stated at unpaid balances, less an allowance for doubtful accounts. The District provides for losses on accounts receivable using the allowance method. The allowance is based on historical experience and management’s evaluation of outstanding accounts receivable.

3. Prepaids

Certain payments to vendors reflect costs applicable to future accounting periods and are recorded as prepaid items in both the government-wide and fund financial statements. The cost of prepaid items is recorded as expenditures/expenses when consumed rather than when purchased. In the governmental funds, reported prepaid items are classified as nonspendable fund balance

4. Capital Assets

Capital assets are reported in the applicable governmental or business-type activities columns of the government-wide financial statements. All capital assets are valued at historical cost or estimated historical cost. The District’s policy is to capitalize all assets with costs exceeding certain minimum thresholds and with useful lives exceeding two years.

**TOWN OF DISCOVERY BAY COMMUNITY SERVICES DISTRICT
NOTES TO BASIC FINANCIAL STATEMENTS
JUNE 30, 2024**

NOTE 1 SUMMARY OF SIGNIFICANT ACCOUNTING POLICIES (CONTINUED)

D. Assets, Liabilities, Deferred Outflows/Inflows of Resources, and Net Position/Fund Balance (Continued)

4. Capital Assets (Continued)

Major outlays for capital assets and improvements are capitalized as projects are constructed. The costs of normal maintenance and repairs that do not add to the value of the asset or materially extend asset lives are not capitalized.

Land and construction in progress are not depreciated. The other tangible property, plant, equipment and improvements are depreciated/amortized using the straight-line the straight line method which means the cost of the asset is divided by its expected useful life in years and the result is charged to expense each year until the asset is fully depreciated. The District has assigned the useful lives listed below to capital assets.

Buildings and Improvements	7 to 40 Years
Equipment	5 to 25 Years
Structures and Improvements	10 to 50 Years
Treatment and Collection	5 to 40 Years
Office Furniture and Equipment	5 to 25 Years
Vehicles	5 Years

5. Deferred Outflows/Inflows of Resources

In addition to assets, the statement of net position includes a separate section for deferred outflows of resources. Deferred outflows of resources represent a consumption of net assets that applies to a future period(s) and so will not be recognized as an outflow of resources (expense/expenditure) until then. The District does not have deferred outflows of resources.

In addition to liabilities, the statement of net position and the governmental funds balance sheet includes a separate section for deferred inflows of resources. Deferred inflows of resources represent an acquisition of net assets or fund balance that applies to a future period(s) and so will not be recognized as an inflow of resources (revenue) until that time.

The District's deferred inflows of resources reported on the statement of net position relate to Deferred amount on refunding reported in the government-wide statement of net position. A deferred amount on refunding results from the difference in the carrying value of refunded debt and its reacquisition price. This amount is deferred and amortized over the shorter of the life of the refunded or refunding debt.

**TOWN OF DISCOVERY BAY COMMUNITY SERVICES DISTRICT
NOTES TO BASIC FINANCIAL STATEMENTS
JUNE 30, 2024**

NOTE 1 SUMMARY OF SIGNIFICANT ACCOUNTING POLICIES (CONTINUED)

D. Assets, Liabilities, Deferred Outflows/Inflows of Resources, and Net Position/Fund Balance (Continued)

5. Deferred Outflows/Inflows of Resources (Continued)

Under the modified accrual basis of accounting, deferred inflows of resources also include revenues not collected within the availability period after the fiscal year-end. The District has reported deferred inflows of resources related to unavailable revenues for intergovernmental revenues. These amounts are deferred and will be recognized as an inflow of resources in the period that amounts become available.

6. Amortization

Bond premiums are deferred and amortized over the life of the bonds using the effective interest method. Bonds payable are reported net of the applicable bond premium. With the implementation of Government Accounting Standards Board (GASB) Statement No. 65, the bond issuance costs, other than prepaid insurance, are required to be expensed in the year incurred.

7. Unearned Revenues

Unearned revenues are reported in connection with resources that have been received but not yet earned.

8. Long-Term Obligations

Long-term debt and other long-term obligations are reported as liabilities in the applicable governmental activities, business-type activities, or proprietary fund statement of net position. Bond premiums and discounts are amortized over the life of the bonds. Bonds payable are reported net of the applicable bond premium or discount.

9. Compensated Absences

Compensated absences are accrued as earned by employees, and consist of accruals for vacation time. The District's liability for compensated absences is reported in the statement of net position for governmental activities in the government-wide financial statements.

10. Net Position

Equity in the financial statements is classified as net position and displayed in three components as follows:

Net Investment in Capital Assets - Consists of capital assets, net of accumulated depreciation and reduced by the outstanding balances of any borrowings that are attributable to the acquisition, construction or improvement of those assets.

**TOWN OF DISCOVERY BAY COMMUNITY SERVICES DISTRICT
NOTES TO BASIC FINANCIAL STATEMENTS
JUNE 30, 2024**

NOTE 1 SUMMARY OF SIGNIFICANT ACCOUNTING POLICIES (CONTINUED)

D. Assets, Liabilities, Deferred Outflows/Inflows of Resources, and Net Position/Fund Balance (Continued)

10. Net Position (Continued)

Restricted - Consists of restricted assets reduced by liabilities and deferred inflows of resources related to these assets.

Unrestricted - Amounts not required to be reported in other components of net position. As of June 30, 2024, \$1,478,400 of water fund's unrestricted net position and \$2,054,412 of sewer fund's unrestricted net position, is designated for capital reserve.

When both restricted and unrestricted resources are available for use, it is the District's policy to use restricted resources first, then unrestricted resources as they are needed.

11. Fund Balances

In the fund financial statements, fund balance for governmental funds is reported in classifications that comprise a hierarchy based primarily on the extent to which the District is bound to honor constraints on the specific purpose for which amounts in the funds can be spent. Fund balance is reported in five components: nonspendable, restricted, committed, assigned and unassigned.

Nonspendable - Amounts that cannot be spent because they are either not spendable in form or are legally or contractually required to be maintained intact.

Restricted - Amounts constrained regarding use from restrictions externally imposed by creditors, grantors, contributors, or laws or regulations of other governments or by restrictions imposed by law through constitutional provisions or enabling legislation.

Committed - Amounts constrained regarding use for specific purposes pursuant to requirements imposed by formal action of the District's highest level of decision making authority.

Assigned - Amounts constrained by the District's intent to be used for specific purposes, but are neither restricted nor committed. The authority for assigning fund balance is expressed by the board of directors, District manager or their designee.

Unassigned - Amounts that have not been restricted, committed or assigned to specific purposes within the general fund. The general fund is the only fund that reports a positive unassigned fund balance amount. Other governmental funds besides the general fund can only report a negative unassigned fund balance amount.

**TOWN OF DISCOVERY BAY COMMUNITY SERVICES DISTRICT
NOTES TO BASIC FINANCIAL STATEMENTS
JUNE 30, 2024**

NOTE 1 SUMMARY OF SIGNIFICANT ACCOUNTING POLICIES (CONTINUED)

D. Assets, Liabilities, Deferred Outflows/Inflows of Resources, and Net Position/Fund Balance (Continued)

11. Fund Balance (Continued)

When both restricted and unrestricted resources are available for use, it is the District's policy to use restricted resources first, then unrestricted resources (committed, assigned and unassigned) as they are needed. When unrestricted resources (committed, assigned and unassigned) are available for use it is the District's policy to use committed resources first, then assigned, and then unassigned as they are needed.

12. Internal and Interfund Balances and Activities

Activity between funds that is representative of lending or borrowing arrangements is reported as either "due to/from other funds" (current portion) or "advances to/from other funds (noncurrent portion)." Any residual balances outstanding between the governmental activities and business-type activities are reported in the government-wide financial statements as "internal balances."

13. Property Taxes

Property taxes and property assessments were levied January 1, 2023, assessed July 1, 2023 and were payable in two installments on December 10, 2023 and April 10, 2024. The County of Contra Costa bills and collects property taxes on behalf of the District.

14. Utility Sales

Utility sales are billed on a monthly basis. Estimated unbilled utility revenue through June 30 has been accrued at year-end for the enterprise funds.

15. Estimates

The preparation of the basic financial statements in conformity with accounting principles generally accepted in the United States of America requires management to make estimates and assumptions that affect the reported amounts of assets and liabilities and disclosures of contingent assets and liabilities at the date of the basic financial statements and the reported changes in net position during the reporting period. Actual results could differ from those estimates.

**TOWN OF DISCOVERY BAY COMMUNITY SERVICES DISTRICT
NOTES TO BASIC FINANCIAL STATEMENTS
JUNE 30, 2024**

NOTE 2 CASH AND INVESTMENTS

Cash

Cash and investments as of June 30, 2024 are classified in the accompanying financial statements as follows:

	Governmental Activities	Business-Type Activities	Total
Cash and Investments	\$ 2,421,104	\$ 20,291,638	\$ 22,712,742
Cash and Investments - restricted	-	4,907,319	4,907,319
Total Cash and Investments	\$ 2,421,104	\$ 25,198,957	\$ 27,620,061

At June 30, 2024, the District's total cash and investments at fair value were as follows:

Cash:	
Cash on Hand	\$ 200
Deposits with Financial Institutions	6,946,814
Total Cash	6,947,014
Investments:	
California CLASS	15,630,453
Contra Costa County Treasurer	135,275
Investments Held by Bond Trustee - Money Market Mutual Funds	4,907,319
Total Investments	20,673,047
Total Cash and Investments	\$ 27,620,061

Investment Policy

The District maintains a cash and investment pool that is available for use by all funds except for the Lighting and landscaping fund whose investments were directed by Contra Costa County. Each fund type's portion of this pool is displayed on the statement of net position and balance sheet as "cash and investments". Cash balances from all participating funds are combined and invested to the extent possible, pursuant to the board of directors approved Investment Policy and guidelines, and the California Government Code, Section 53600, Division 2, Chapter 4 - Financial Affairs.

The table below identifies the investment types that are authorized for the District by the California Government Code that addresses interest rate risk, credit risk, and concentrations of credit risk. This table does not address investments of debt proceeds held by bond trustees that are governed by provisions of debt agreement of the District, rather than the general provisions of the California Government Code.

**TOWN OF DISCOVERY BAY COMMUNITY SERVICES DISTRICT
NOTES TO BASIC FINANCIAL STATEMENTS
JUNE 30, 2024**

NOTE 2 CASH AND INVESTMENTS (CONTINUED)

Investment Policy (Continued)

<u>Authorized Investment Type</u>	<u>Maximum Maturity</u>	<u>Maximum Percentage of Portfolio</u>	<u>Maximum Investment in One Issuer</u>
Local Agency Bonds	5 Years	None	None
U.S. Treasury Bills, Notes, and Bonds	5 Years	None	None
U.S. Government Agency Obligations	5 Years	None	None
California Local Agency Debt	5 Years	None	None
Repurchase Agreements	1 Year	20%	None
State Registered Warrants, Notes or Bonds	5 Years	None	None
Bankers Acceptances	180 Days	40%	30%
High Grade Commercial Paper	270 Days	40%	10%
Negotiable Certificates of Deposit	5 Years	30%	10%
Medium Term Corporate Notes	5 Years	30%	5%
Mutual Funds	N/A	20%	None
Mortgage Pass-Through Securities	5 Years	20%	5%
Collateralized Negotiable Instruments	5 Years	15%	5%
Local Agency Investment Fund (LAIF)	N/A	None	None
Local Government Investment Pools	N/A	None	None

Disclosures Relating to Interest Rate Risk

Interest rate risk is the risk that changes in market interest rates will adversely affect the fair value of an investment. Generally, the longer the maturity of an investment, the greater the sensitivity of its fair value to changes in market interest rates. One of the ways that the District manages its exposure to interest rate risk is by purchasing a combination of shorter term and longer term investments and by timing cash flows from maturities as necessary to provide the cash flow and liquidity needed for operations. The District's investment policy does not contain any provisions limiting interest rate risk other than what is specified in the California Government Code.

Information about the sensitivity of the fair values of the District's investments (including investments held by bond trustee) to market interest rate fluctuations is provided by the following table that shows the distribution of the District's investments by maturity:

	<u>Total</u>	<u>12 Months or less</u>
California CLASS	\$ 15,630,453	\$ 15,630,453
Contra Costa County Treasurer Investments Held by Bond Trustee - Money Market Mutual Funds	135,275	135,275
	<u>4,907,319</u>	<u>4,907,319</u>
Total Cash and Investments	<u>\$ 20,673,047</u>	<u>\$ 20,673,047</u>

**TOWN OF DISCOVERY BAY COMMUNITY SERVICES DISTRICT
NOTES TO BASIC FINANCIAL STATEMENTS
JUNE 30, 2024**

NOTE 2 CASH AND INVESTMENTS (CONTINUED)

Disclosures Relating to Credit Risk

Generally, credit risk is the risk that an issuer of an investment will not fulfill its obligation to the holder of the investment. This is measured by the assignment of a rating by a nationally recognized statistical rating organization. Investments with California CLASS was rated AAf by Fitch, Money Market Mutual Funds held by bond trustee was rated AAA by Standard and Poors and investments with Contra Contra Costa County Treasurer is not rated.

Custodial Credit Risk

Custodial credit risk for deposits is the risk that, in the event of the failure of a depository financial institution, a government will not be able to recover its deposit or will not be able to recover collateral securities that are in the possession of an outside party. The custodial credit risk for investments is the risk that, in the event of the failure of the counterparty (e.g. broker-dealer) to a transaction, a government will not be able to recover the value of its investment or collateral securities that are in the possession of another party. The California Government Code and the District's investment policy do not contain legal or policy requirements that would limit the exposure to custodial credit risk for deposits or investments, other than the following provision for deposits. The California Government Code requires that a financial institution secure deposits made by state or local governmental units by pledging securities in an undivided collateral pool held by a depository regulated under state law (unless so waived by the government unit). The fair value of the pledged securities in the collateral pool must equal at least 110% of the total amount deposited by the public agencies. California law also allows financial institutions to secure District deposits by pledging first trust deed mortgage notes having a value of 150% of the secured public deposits. As of June 30, 2024, the District's bank balances were either insured by the Federal Deposit Insurance Corporation or collateralized as required by state law.

Investment in Contra Costa County Treasurer

The District's investment in the Contra Costa County investment pool is managed by the Contra Costa County Treasurer and is stated at fair value or amortized cost, which approximates fair value. Cash held by the Contra Costa County Treasury is pooled with other County deposits for investment purposes by the County Treasurer in accordance with the investment policy of the County Treasurer (see County Treasurer's investment policy at <http://www.co.contra-costa.ca.us/>). The Pool has established a treasury oversight committee to monitor and review the management of public funds maintained by the Pool. Participants' equity in the investment pool is determined by the dollar amount of the participant deposits, adjusted for withdrawals and distributed investment income. Investment income is prorated to individual funds based on their average daily cash balances. In accordance with applicable State laws, the Contra Costa County Treasurer may invest in derivative securities. However, at June 30, 2024, the Contra Costa County Treasurer's pooled investment fund contained no derivatives or other investments with similar risk profiles.

**TOWN OF DISCOVERY BAY COMMUNITY SERVICES DISTRICT
NOTES TO BASIC FINANCIAL STATEMENTS
JUNE 30, 2024**

NOTE 2 CASH AND INVESTMENTS (CONTINUED)

Investment in Cooperative Liquid Assets Securities System

The District is a voluntary participant in the California Cooperative Liquid Assets Securities System (California CLASS), a joint exercise of powers entity authorized under Section 6509.7, California Government Code. California CLASS is overseen and governed by a Board of Trustees, which consists of four members who are public agency finance professionals. The fund is audited annually. The fair value of the position in the investment pool is the same as the value of the pool shares.

Fair Value Hierarchy

The District categorizes its fair value measurements within the fair value hierarchy established by generally accepted accounting principles. The hierarchy is based on the valuation inputs used to measure fair value of the assets. Level 1 inputs are quoted prices in an active market for identical assets; Level 2 inputs are significant other observable inputs; and Level 3 inputs are significant unobservable inputs.

The District's investment in the County of Contra Costa Treasury Pool is classified as Level 2 and its value is based on the fair value factor provided by the Treasurer of the County of Contra Costa, which is calculated as the fair value divided by the amortized cost of the investment pool. The District's investment in California CLASS and Money Market Mutual Funds held by bond trustee are not subject to the fair value hierarchy.

NOTE 3 ACCOUNTS RECEIVABLE, NET

The accounts receivable, net balance consists of the following balances as of June 30, 2024:

	General	Lighting and Landscaping Zone 8	Lighting and Landscaping Zone 9	Water	Sewer	Total
Accounts Receivable	\$ 90,805	\$ 77,332	\$ 2,902	\$ 446,810	\$ 121,641	\$ 739,490
Allowance for Uncollectible	-	-	-	(66,274)	(2,602)	(68,876)
Accounts Receivable, Net	<u>\$ 90,805</u>	<u>\$ 77,332</u>	<u>\$ 2,902</u>	<u>\$ 380,536</u>	<u>\$ 119,039</u>	<u>\$ 670,614</u>

**TOWN OF DISCOVERY BAY COMMUNITY SERVICES DISTRICT
NOTES TO BASIC FINANCIAL STATEMENTS
JUNE 30, 2024**

NOTE 4 INTERFUND TRANSACTIONS

Interfund Receivable

Interfund receivable balances at year ended June 30, 2024 were as follows:

Fund	Interfund Receivable	Interfund Payable
Major Proprietary Funds:		
Water Fund	\$ -	\$ 6,323,004
Sewer Fund	-	28,607,747
Financing Authority	34,930,751	-
Total Interfund Transfers	<u>\$ 34,930,751</u>	<u>\$ 34,930,751</u>

The interfund receivable represents the amount due from the District to meet the Authority's debt service requirements, which includes principal and accrued interest.

Transfers Between Funds

Resources may be transferred from one District fund to another with approval. The purpose of the majority of transfers is to reimburse a fund which has made an expenditure on behalf of another fund. Less often, a transfer may be made to open or close a fund.

Transfers between funds during the year ended June 30, 2024 were as follows:

Fund	Transfers In	Transfers Out
Major Proprietary Funds:		
Water Fund	\$ 1,817	\$ -
Sewer Fund	13,284,473	-
Financing Authority	-	13,286,290
Total Interfund Transfers	<u>\$ 13,286,290</u>	<u>\$ 13,286,290</u>

In general, the District uses interfund transfers to:

Transfer unrestricted revenues collected in the water and sewer fund to help finance various programs and capital projects accounted for in other funds. Fund operations (move revenues from the funds that collect them to the funds that statute or budget requires to expend them)

TOWN OF DISCOVERY BAY COMMUNITY SERVICES DISTRICT
NOTES TO BASIC FINANCIAL STATEMENTS
JUNE 30, 2024

NOTE 5 CAPITAL ASSETS

Capital asset activity for the year ended June 30, 2024, is as follows:

	Balance June 30, 2023	Additions	Deletions	Transfers	Balance June 30, 2024
Governmental Activities					
Nondepreciable Capital Assets					
Land	\$ 415,930	\$ -	\$ -	\$ -	\$ 415,930
Total Nondepreciable Capital Assets	<u>415,930</u>	<u>-</u>	<u>-</u>	<u>-</u>	<u>415,930</u>
Depreciable Capital Assets					
Equipment	604,797	50,582	-	-	655,379
Buildings and Improvements	3,923,200	595,243	-	-	4,518,443
Office Furniture and Equipment	25,665	-	-	-	25,665
Vehicles	80,133	-	-	-	80,133
Total Depreciable Capital Assets	<u>4,633,795</u>	<u>645,825</u>	<u>-</u>	<u>-</u>	<u>5,279,620</u>
Less: Accumulated Depreciation					
Equipment	(322,555)	(45,656)	-	-	(368,211)
Buildings and Improvements	(2,301,586)	(242,936)	-	-	(2,544,522)
Office Furniture and Equipment	(21,617)	(2,071)	-	-	(23,688)
Vehicles	(80,133)	-	-	-	(80,133)
Less: Accumulated Depreciation	<u>(2,725,891)</u>	<u>(290,663)</u>	<u>-</u>	<u>-</u>	<u>(3,016,554)</u>
Net Depreciable Capital Assets	<u>1,907,904</u>	<u>355,162</u>	<u>-</u>	<u>-</u>	<u>2,263,066</u>
Net Capital Assets	<u>\$ 2,323,834</u>	<u>\$ 355,162</u>	<u>\$ -</u>	<u>\$ -</u>	<u>\$ 2,678,996</u>

**TOWN OF DISCOVERY BAY COMMUNITY SERVICES DISTRICT
NOTES TO BASIC FINANCIAL STATEMENTS
JUNE 30, 2024**

NOTE 5 CAPITAL ASSETS (CONTINUED)

	Balance June 30, 2023	Additions	Deletions	Transfers	Balance June 30, 2024
Business-Type Activities					
Nondepreciable Capital Assets					
Land	\$ 456,896	\$ -	\$ -	\$ -	\$ 456,896
Construction in Progress	17,499,936	6,600,357	(356,427)	(21,105,724)	2,638,142
Total Nondepreciable Capital Assets	<u>17,956,832</u>	<u>6,600,357</u>	<u>(356,427)</u>	<u>(21,105,724)</u>	<u>3,095,038</u>
Depreciable Capital Assets					
Buildings and Improvements	772,294	22,177	-	-	794,471
Treatment and Collection	56,280,864	32,543	-	2,083,602	58,397,009
Structures and Improvements	9,193,131	-	-	19,022,122	28,215,253
Equipment	1,041,906	62,405	-	-	1,104,311
Office Equipment	153,009	32,196	-	-	185,205
Vehicles	1,112,905	215,000	(91,509)	-	1,236,396
Total Depreciable Capital Assets	<u>68,554,109</u>	<u>364,321</u>	<u>(91,509)</u>	<u>21,105,724</u>	<u>89,932,645</u>
Less: Accumulated Depreciation					
Buildings and Improvements	(384,622)	(36,516)	-	-	(421,138)
Treatment and Collection	(24,045,057)	(2,530,563)	-	-	(26,575,620)
Structures and Improvements	(4,252,375)	(582,391)	-	-	(4,834,766)
Equipment	(849,015)	(44,653)	-	-	(893,668)
Office Equipment	(127,590)	(19,423)	-	-	(147,013)
Vehicles	(494,244)	(136,533)	3,051	-	(627,726)
Less: Accumulated Depreciation	<u>(30,152,903)</u>	<u>(3,350,079)</u>	<u>3,051</u>	<u>-</u>	<u>(33,499,931)</u>
Net Depreciable Capital Assets	<u>38,401,206</u>	<u>(2,985,758)</u>	<u>(88,458)</u>	<u>21,105,724</u>	<u>56,432,714</u>
Net Capital Assets	<u>\$ 56,358,038</u>	<u>\$ 3,614,599</u>	<u>\$ (444,885)</u>	<u>\$ -</u>	<u>\$ 59,527,752</u>

Depreciation expense was charged to function and programs based on their usage of the related assets. The amounts allocated to each function or program were as follows:

Governmental Activities:

Lighting and Landscaping Zone 8	\$ 262,859
Lighting and Landscaping Zone 8	26,522
Community Center	1,282
Total Depreciation Expense - Governmental Activities	<u>\$ 290,663</u>

Business-Type Activities:

Water	\$ 799,540
Sewer	2,550,539
Total Depreciation Expense - Business-Type Activities	<u>\$ 3,350,079</u>

**TOWN OF DISCOVERY BAY COMMUNITY SERVICES DISTRICT
NOTES TO BASIC FINANCIAL STATEMENTS
JUNE 30, 2024**

NOTE 6 LONG-TERM DEBT

A summary of the changes in the District's long-term liabilities for the year ended June 30, 2024, are as follows:

	Original Amount	Balance June 30, 2023	Additions	Reductions	Balance June 30, 2024	Due Within One Year
Business-Type Activity Debt						
Discovery Bay Public						
Financing Authority						
Series 2017						
Enterprise Revenue Bonds	\$ 8,825,000	\$ 7,850,000	\$ -	\$ (210,000)	\$ 7,640,000	\$ 215,000
Discovery Bay Public						
Financing Authority						
Series 2022						
Enterprise Revenue Bonds	16,860,000	16,650,000	-	(250,000)	16,400,000	265,000
Discovery Bay Public						
Financing Authority						
Series 2022B						
Enterprise Revenue Bonds	11,650,000	11,156,000	-	(388,000)	10,768,000	406,000
Unamortized Premiums	2,105,577	1,575,975	-	(86,489)	1,489,486	-
Totals	<u>\$ 39,440,577</u>	<u>\$ 37,231,975</u>	<u>\$ -</u>	<u>\$ (934,489)</u>	<u>\$ 36,297,486</u>	<u>\$ 886,000</u>

2017 Enterprise Revenue Bonds

In April 2017, the Discovery Bay Public Financing Authority issued \$8,825,000 in enterprise revenue bonds Series 2017 to finance the costs of certain improvements to the water and wastewater systems. The bonds carry coupon interest rates ranging from 2.00%-5.00% and are scheduled to mature in fiscal year 2048. Interest is payable semi-annually on December 1st and June 1st each year, while principal installments ranging from \$30,000 to \$1,075,000 are payable each year on December 1st.

Pursuant to an Agreement between the Authority and the District, the District has pledged the net revenues of the District's municipal water enterprise and wastewater enterprise.

2022 Enterprise Revenue Bonds

In May 2022, the Discovery Bay Public Financing Authority issued \$16,860,000 in enterprise revenue bonds Series 2022 to finance the costs of certain improvements to the water and wastewater systems. The bonds carry coupon interest rates ranging from 4.00%-5.00% and are scheduled to mature in fiscal year 2053. Interest is payable semi-annually on December 1st and June 1st each year, while principal installments ranging from \$210,000 to \$1,010,000 are payable each year on December 1st.

Pursuant to an Installment Purchase Agreement between the Authority and the District, the District has pledged the net revenues of the District's municipal water enterprise and wastewater enterprise.

**TOWN OF DISCOVERY BAY COMMUNITY SERVICES DISTRICT
NOTES TO BASIC FINANCIAL STATEMENTS
JUNE 30, 2024**

NOTE 6 LONG-TERM DEBT (CONTINUED)

2022B Enterprise Revenue Refunding Bonds

In September 2022, the Discovery Bay Public Financing Authority issued \$11,650,000 in enterprise revenue refunding bonds Series 2022B for the purpose of providing funds to enable the District to refinance the acquisition and construction of the 2012 Wastewater Project and the 2012 Water Project. The bonds carry a coupon interest rate of 3.54% and are scheduled to mature in fiscal year 2043. Interest is payable semi-annually on December 1st and June 1st each year, while principal installments ranging from \$494,000 to \$763,000 are payable each year on December 1st.

Pursuant to an Agreement between the Authority and the District, the District has pledged the net revenues of the District's municipal water enterprise and wastewater enterprise.

Annual debt service requirements for business-type debt are shown below:

<u>Year Ending June 30,</u>	<u>Business-Type Activities</u>	
	<u>Principal</u>	<u>Interest</u>
2025	\$ 886,000	\$ 1,453,820
2026	920,000	1,414,700
2027	966,000	1,373,798
2028	1,006,000	1,330,973
2029	881,000	1,290,968
2040-2034	4,987,000	5,872,892
2035-2039	6,075,000	4,747,602
2040-2044	7,437,000	3,348,566
2045-2049	7,885,000	1,706,300
2050-2053	3,765,000	388,125
Total	\$ 34,808,000	\$ 22,927,744

NOTE 7 DEFERRED COMPENSATION PLAN AND DEFINED CONTRIBUTION PLAN

Deferred Compensation Plan

The District has established a deferred compensation plan in accordance with Internal Revenue Code Section 457(b), whereby employees may elect to defer portions of their compensation in a self-directed investment plan for retirement. Plan assets are invested in each individual's name with a deferred compensation plan provider. Distributions are made upon the participant's termination, retirement, death or total disability, and in a manner in accordance with the election made by the participant. All full-time employees are eligible for plan participation. Employer and employee contributions to the plan for the year ended June 30, 2024 were \$108,100.

**TOWN OF DISCOVERY BAY COMMUNITY SERVICES DISTRICT
NOTES TO BASIC FINANCIAL STATEMENTS
JUNE 30, 2024**

**NOTE 7 DEFERRED COMPENSATION PLAN AND DEFINED CONTRIBUTION PLAN
(CONTINUED)**

Deferred Compensation Plan (Continued)

The District believes it has no liability for losses under than plan but does have the duty of due care that would be required of an ordinary prudent investor. The District has formally established a trust in accordance with Internal Revenue Code 457(g) for its deferred compensation plan to provide protection from the claims of the employer's general creditors. Accordingly, deferred compensation assets placed in the trust are not reflected in these financial statements.

Deferred Contribution Plan

The District has also established a defined contribution plan in accordance with Internal Revenue Code Section 401(a). The employer will match employee contributions up to a maximum of \$5,000 per plan year. Additional employer contributions may be awarded with approval by the board of directors. Plan assets are invested in each individual's name with the defined contribution plan provider.

Distributions are made upon the participant's termination, retirement, death or total disability, and in a manner in accordance with the election made by the participant. Employer contributions to the plan for the year ended June 30, 2024 were \$68,502.

The District believes it has no liability for losses under the plan but does have the duty of due care that would be required of an ordinary prudent investor. The District has formally established a trust in accordance with Internal Revenue Code Section 401(f) for its defined contribution plan to provide protection from the claims of the employer's general creditors. Accordingly, defined contribution assets placed in the trust are not reflected in the accompanying financial statements.

NOTE 8 COMPENSATED ABSENCES

Employees accrue vacation leave based on length of service. Accumulated vacation leave is subject to maximum accruals for all employees. As of June 30, 2024, the District's accrued liability for accumulated unused vacation leave is \$97,320. Employees are paid for their accumulated unused vacation leave upon separation from service. The liability is expected to be liquidated with future resources and not with expendable available financial resources.

**TOWN OF DISCOVERY BAY COMMUNITY SERVICES DISTRICT
NOTES TO BASIC FINANCIAL STATEMENTS
JUNE 30, 2024**

NOTE 9 RISK MANAGEMENT

The District is exposed to various risks of loss related to torts; theft of, damage to, and destruction of assets; errors and omissions; risk of loss to employees; and natural disasters. The District is a member of the Special Districts Risk Management Authority (SDRMA), an intergovernmental risk sharing joint powers authority created to provide self-insurance programs for California special districts. The purpose of the SDRMA is to arrange and administer programs for the pooling of self-insured losses to purchase excess insurance or reinsurance and to arrange for group-purchased insurance and administrative expenses. At June 30, 2024, the District participated in the property, general and auto liability, and workers' compensation programs of the SDRMA.

Settled claims have not exceeded any of the coverage amounts in any of the last three fiscal years. There were no reductions in insurance coverage in fiscal years 2024, 2023, and 2022. Liabilities of the District are recorded when it is probable that a loss has been incurred and the amount of the loss can be reasonably estimated net of the respective insurance coverage. The District considers claims insured and reported, as well as claims incurred but not reported, to be immaterial and has not accrued an estimate of such claims payable.

The District is covered by the following types of insurance through the SDRMA as of June 30, 2024:

Coverage	Limits of Liability
General Liability	\$ 10,000,000
Public Officials and Employees Errors	10,000,000
Elected Officials Personal Liability	500,000
Employment Practices Liability	10,000,000
Employee Benefits Liability	10,000,000
Employee and Public Officials Dishonesty Coverage	1,000,000
Auto Liability	10,000,000
Uninsured/Underinsured Motorists	1,000,000
Property Coverage	1,000,000,000
Boiler and Machinery	100,000,000
Statutory Workers' Compensation	Statutory

NOTE 10 CONTINGENCIES AND COMMITMENTS

The District is involved in litigation arising in the ordinary course of operations that, in the opinion of management, will not have a material effect on the financial condition of the District. In addition, the District has entered into construction and service contracts with various companies. Many of the contracts are considered fixed fee arrangements. However, work under these contracts could be discontinued at the direction of the District. Therefore, it is the opinion of management that a fixed commitment does not exist.

REQUIRED SUPPLEMENTARY INFORMATION

**TOWN OF DISCOVERY BAY COMMUNITY SERVICES DISTRICT
BUDGETARY COMPARISON SCHEDULE
GENERAL FUND
YEAR ENDED JUNE 30, 2024**

	Budgeted Amounts Original/Final	Actual Amounts	Variance With Final Budget Positive/ Negative
REVENUES			
Charges for services	\$ -	\$ 3,628	\$ 3,628
Reimbursements	42,300	-	(42,300)
Interest Income	-	7,897	7,897
Total Revenues	<u>42,300</u>	<u>150,056</u>	<u>107,756</u>
EXPENDITURES			
Other	42,300	209,602	(167,302)
Total Expenditures	<u>42,300</u>	<u>209,602</u>	<u>167,302</u>
NET CHANGE IN FUND BALANCES	-	(59,546)	(59,546)
Fund Balances - Beginning of Year	<u>145,697</u>	<u>145,697</u>	-
FUND BALANCES - END OF YEAR	<u>\$ 145,697</u>	<u>\$ 86,151</u>	<u>\$ (59,546)</u>

See accompanying Notes to Required Supplementary Information.

**TOWN OF DISCOVERY BAY COMMUNITY SERVICES DISTRICT
BUDGETARY COMPARISON SCHEDULE
LIGHTING AND LANDSCAPING ZONE 8 SPECIAL REVENUE FUND
YEAR ENDED JUNE 30, 2024**

	Budgeted Amounts Original/Final	Actual Amounts	Variance With Final Budget Positive/ Negative
REVENUES			
Property Taxes	\$ 820,310	\$ 856,834	\$ 36,524
Intergovernmental Revenues	-	237,760	237,760
Charges for services	93,500	234,986	141,486
Reimbursements	60,000	-	(60,000)
Interest Income	-	71,888	71,888
Other	24,000	9,008	(14,992)
Total Revenues	<u>997,810</u>	<u>1,410,476</u>	<u>412,666</u>
EXPENDITURES			
Payroll Expenses	453,778	355,274	98,504
Repairs and Maintenance	131,600	247,273	(115,673)
Utilities	200,500	192,386	8,114
Other	150,814	157,465	(6,651)
Insurance	12,370	12,370	-
Professional Fees	7,200	7,707	(507)
Capital Outlay	-	628,893	(628,893)
Total Expenditures	<u>956,262</u>	<u>1,601,368</u>	<u>645,106</u>
NET CHANGE IN FUND BALANCES	41,548	(190,892)	(232,440)
Fund Balances - Beginning of Year	<u>1,627,621</u>	<u>1,627,621</u>	<u>-</u>
FUND BALANCES - END OF YEAR	<u>\$ 1,669,169</u>	<u>\$ 1,436,729</u>	<u>\$ (232,440)</u>

See accompanying Notes to Required Supplementary Information.

**TOWN OF DISCOVERY BAY COMMUNITY SERVICES DISTRICT
BUDGETARY COMPARISON SCHEDULE
LIGHTING AND LANDSCAPING ZONE 9 SPECIAL REVENUE FUND
YEAR ENDED JUNE 30, 2024**

	Budgeted Amounts Original/Final	Actual Amounts	Variance With Final Budget Positive/ Negative
REVENUES			
Assessment Income	\$ 156,720	\$ 164,791	\$ 8,071
Reimbursements	13,000	-	(13,000)
Interest Income	4,200	11,431	7,231
Total Revenues	<u>173,920</u>	<u>192,215</u>	<u>18,295</u>
EXPENDITURES			
Payroll Expenses	60,045	34,438	25,607
Repairs and Maintenance	36,850	53,770	(16,920)
Utilities	28,600	19,957	8,643
Other	22,550	14,039	8,511
Insurance	3,300	3,300	-
Professional Fees	5,500	4,025	1,475
Capital Outlay	-	16,932	(16,932)
Total Expenditures	<u>156,845</u>	<u>146,461</u>	<u>(10,384)</u>
NET CHANGE IN FUND BALANCES	17,075	45,754	28,679
Fund Balances - Beginning of Year	<u>337,776</u>	<u>337,776</u>	-
FUND BALANCES - END OF YEAR	<u>\$ 354,851</u>	<u>\$ 383,530</u>	<u>\$ 28,679</u>

See accompanying Notes to Required Supplementary Information.

**TOWN OF DISCOVERY BAY COMMUNITY SERVICES DISTRICT
NOTES TO REQUIRED SUPPLEMENTARY INFORMATION
JUNE 30, 2024**

The manager of the District prepares an expenditure budget annually which is approved by the board of directors setting forth the contemplated fiscal requirements. The District's budgets are maintained on the modified accrual basis of accounting. The results of operations are presented in the budget to actual schedule in accordance with the budgetary basis.

Reported budget amounts reflect the annual budget as originally adopted. There were no amendments to the budget during the year ended June 30, 2024. The budget amounts are based on estimates of the District's expenditures and the proposed means of financing them. Actual expenditures for capital outlay, debt service and contingencies may vary significantly from budget due to timing of such expenditures.

During year ended June 30, 2024, expenditures exceeded budgeted appropriations in the following funds:

	<u>Final Budget</u>	<u>Actual</u>	<u>Variance</u>
General Fund			
Other	\$ 42,300	\$ 209,602	\$ (167,302)
Lighting and Landscaping Zone 8			
Special Revenue Fund			
Repairs and Maintenance	131,600	247,273	(115,673)
Other	150,814	157,465	(6,651)
Professional Fees	7,200	7,707	(507)
Capital Outlay	-	628,893	(628,893)
Lighting and Landscaping Zone 8			
Special Revenue Fund			
Repairs and Maintenance	36,850	53,770	(16,920)
Capital Outlay	-	16,932	(16,932)



CLA (CliftonLarsonAllen LLP) is a network member of CLA Global. See CLAGlobal.com/disclaimer. Investment advisory services are offered through CliftonLarsonAllen Wealth Advisors, LLC, an SEC-registered investment advisor.



Board of Directors
Town of Discovery Bay Community Services District
Discovery Bay, California

We have audited the financial statements of the governmental activities, the business-type activities and each major fund of Town of Discovery Bay Community Services District ("District") as of and for the year ended June 30, 2024, and have issued our report thereon dated November 19, 2024. We have previously communicated to you information about our responsibilities under auditing standards generally accepted in the United States of America and *Government Auditing Standards*, as well as certain information related to the planned scope and timing of our audit in our engagement letter dated June 27, 2024. Professional standards also require that we communicate to you the following information related to our audit.

Significant audit findings or issues

Qualitative aspects of accounting practices

Accounting policies

Management is responsible for the selection and use of appropriate accounting policies. The significant accounting policies used by Town of Discovery Bay CSD are described in Note 1 to the financial statements.

No new accounting policies were adopted and the application of existing policies was not changed during fiscal year ended June 30, 2024.

We noted no transactions entered into by the entity during the year for which there is a lack of authoritative guidance or consensus. All significant transactions have been recognized in the financial statements in the proper period.

Accounting estimates

Accounting estimates are an integral part of the financial statements prepared by management and are based on management's knowledge and experience about past and current events and assumptions about future events. Certain accounting estimates are particularly sensitive because of their significance to the financial statements and because of the possibility that future events affecting them may differ significantly from those expected. The most sensitive estimate(s) affecting the financial statements was:

- Management's estimate of the allowance for doubtful accounts is based on historical water and sewer revenues, historical loss levels, and an analysis of the collectability of individual accounts. We evaluated the methods, assumptions, and data used to develop the allowance and related disclosures in determining that it is reasonable in relation to the financial statements taken as a whole.

Financial statement disclosures

Certain financial statement disclosures are particularly sensitive because of their significance to financial statement users. There were no particularly sensitive financial statement disclosures.

The financial statement disclosures are neutral, consistent, and clear.

Significant unusual transactions

We identified no significant unusual transactions.

Difficulties encountered in performing the audit

We encountered no significant difficulties in dealing with management in performing and completing our audit.

Uncorrected misstatements

Professional standards require us to accumulate all misstatements identified during the audit, other than those that are clearly trivial, and communicate them to the appropriate level of management. The attached schedule summarizes uncorrected misstatements of the financial statements. Management has determined that their effects are immaterial, both individually and in the aggregate, to the financial statements taken as a whole.

Corrected misstatements

The following material misstatements detected as a result of audit procedures were corrected by management:

- Reverse accrual of liability for services performed after yearend

Disagreements with management

For purposes of this communication, a disagreement with management is a disagreement on a financial accounting, reporting, or auditing matter, whether or not resolved to our satisfaction, that could be significant to the financial statements or the auditors' report. No such disagreements arose during our audit.

Management representations

We have requested certain representations from management that are included in a management representation letter dated November 19, 2024.

Management consultations with other independent accountants

In some cases, management may decide to consult with other accountants about auditing and accounting matters, similar to obtaining a "second opinion" on certain situations. If a consultation involves application of an accounting principle to the entity's financial statements or a determination of the type of auditors' opinion that may be expressed on those statements, our professional standards require the consulting accountant to check with us to determine that the consultant has all the relevant facts. To our knowledge, there were no such consultations with other accountants.

Significant issues discussed with management prior to engagement

We generally discuss a variety of matters, including the application of accounting principles and auditing standards, with management each year prior to engagement as the entity's auditors. However, these discussions occurred in the normal course of our professional relationship and our responses were not a condition to our engagement.

* * *

Board of Directors
Town of Discovery Bay Community Services District
Page 3

This communication is intended solely for the information and use of the Board of Directors and management of Town of Discovery Bay Community Services District and is not intended to be, and should not be, used by anyone other than these specified parties.

CliftonLarsonAllen LLP

CliftonLarsonAllen LLP

Irvine, California
November 19, 2024

SUMMARY OF UNCORRECTED MISSTATEMENTS - AUDIT
Town of Discovery Bay Community Services District
Sewer Enterprise Fund
Year Ended June 30, 2024

<u>UNCORRECTED ADJUSTMENTS</u>	<u>Effect of misstatements on:</u>			
Description	Assets	Liabilities	Fund Balance / Net Assets	Net Expense/Revenue and Change in Net Position / Fund Balance
To accrue water leak repairs		14,554	(14,554)	(14,554)
Net current year misstatements (Iron Curtain Method)	-	14,554	(14,554)	(14,554)
Net prior year misstatements	-	-		-
Combined current and prior year misstatements (Rollover Method)	\$ -	\$ 14,554	\$ (14,554)	\$ (14,554)
Financial statement totals		\$ 29,670,228	\$ 31,219,825	\$ 12,597,096
Current year misstatement as a % of financial statement totals (Iron Curtain Method)	#DIV/0!	0%	0%	0%
Current and prior year misstatement as a % of financial statement totals (Rollover Method)	#DIV/0!	0%	0%	0%



**INDEPENDENT AUDITORS' REPORT ON INTERNAL CONTROL OVER
FINANCIAL REPORTING AND ON COMPLIANCE AND OTHER MATTERS
BASED ON AN AUDIT OF FINANCIAL STATEMENTS PERFORMED
IN ACCORDANCE WITH GOVERNMENT AUDITING STANDARDS**

Board of Directors
Town of Discovery Bay Community Services District
Discovery Bay, California

We have audited, in accordance with the auditing standards generally accepted in the United States of America and the standards applicable to financial audits contained in *Government Auditing Standards* issued by the Comptroller General of the United States, the financial statements of the governmental activities, the business-type activities and each major fund of Town of Discovery Bay Community Services District (the District) as of and for the year ended June 30, 2024, and the related notes to the financial statements, which collectively comprise the District's basic financial statements, and have issued our report thereon dated November 19, 2024.

Report on Internal Control Over Financial Reporting

In planning and performing our audit of the financial statements, we considered the District's internal control over financial reporting (internal control) as a basis for designing audit procedures that are appropriate in the circumstances for the purpose of expressing our opinions on the financial statements, but not for the purpose of expressing an opinion on the effectiveness of the District's internal control. Accordingly, we do not express an opinion on the effectiveness of the District's internal control.

A *deficiency in internal control* exists when the design or operation of a control does not allow management or employees, in the normal course of performing their assigned functions, to prevent, or detect and correct, misstatements on a timely basis. A *material weakness* is a deficiency, or a combination of deficiencies, in internal control, such that there is a reasonable possibility that a material misstatement of the entity's financial statements will not be prevented, or detected and corrected, on a timely basis. A *significant deficiency* is a deficiency, or a combination of deficiencies, in internal control that is less severe than a material weakness, yet important enough to merit attention by those charged with governance.

Our consideration of internal control was for the limited purpose described in the first paragraph of this section and was not designed to identify all deficiencies in internal control that might be material weaknesses or significant deficiencies and therefore, material weaknesses or significant deficiencies may exist that were not identified. Given these limitations, during our audit we did not identify any deficiencies in internal control that we consider to be material weaknesses. We identified a certain deficiency in internal control, described in the accompanying schedule of findings and responses as item 2024-001, that we consider to be a significant deficiency.

Report on Compliance and Other Matters


As part of obtaining reasonable assurance about whether the District's financial statements are free from material misstatement, we performed tests of its compliance with certain provisions of laws, regulations, contracts, and grant agreements, noncompliance with which could have a direct and material effect on the financial statements. However, providing an opinion on compliance with those provisions was not an objective of our audit, and accordingly, we do not express such an opinion. The results of our tests disclosed no instances of noncompliance or other matters that are required to be reported under *Government Auditing Standards*.

District's Response to the Finding

Government Auditing Standards requires the auditor to perform limited procedures on the District's response to the finding identified in our audit and described in the accompanying schedule of findings and responses. The District's response was not subjected to the other auditing procedures applied in the audit of the financial statements and, accordingly, we express no opinion on the response.

Purpose of This Report

The purpose of this report is solely to describe the scope of our testing of internal control and compliance and the results of that testing, and not to provide an opinion on the effectiveness of the entity's internal control or on compliance. This report is an integral part of an audit performed in accordance with *Government Auditing Standards* in considering the entity's internal control and compliance. Accordingly, this communication is not suitable for any other purpose.



CliftonLarsonAllen LLP

Irvine, California
November 19, 2024

TOWN OF DISCOVERY BAY COMMUNITY SERVICES DISTRICT
SCHEDULE OF FINDINGS AND RESPONSES
YEAR ENDED JUNE 30, 2024

2024-001 – Journal Entries

Type of Finding: Significant Deficiency in Internal Control over Financial Reporting

Condition: The journal entries created by the finance manager are posted without any prior review.

Criteria or specific requirement: One of the basic elements of internal control over financial reporting involves the segregation of duties in such a manner that the work of one employee is checked by others.

Effect: This could result to unauthorized journal entries being made to the general ledger


Reason: The District's limited finance staff sometimes makes it difficult to have each journal entries prepared by finance manager reviewed by someone else.

Recommendation: While it may not always be feasible to segregate duties, it is recommended to establish additional checks and balances to mitigate internal control deficiencies. To enhance the control environment, we recommend that all journal entries undergo review and approval by an individual other than the one who prepared them, prior to posting in the general ledger.

Views of responsible officials and planned corrective actions: Management is taking steps to engage other accounting staff to increase their role in creating journal entries so that they may be reviewed by the Finance Manager. As the staff is being trained, the Finance Manager will generate monthly journal entry reports and forward to the General Manager to review and sign off.



TOWN OF DISCOVERY BAY
A COMMUNITY SERVICES DISTRICT
SDLF Platinum-Level of Governance



President – Michael Callahan • Vice President –Carolyn Graham • Director –Kevin Graves • Director – Bryon Gutow • Director – Ashley Porter

November 20, 2024

CliftonLarsonAllen LLP
2875 Michelle Drive, Suite 300
Irvine, CA 92606

This representation letter is provided in connection with your audit of the financial statements of Town of Discovery Bay CSD, which comprise the respective financial position of the governmental activities and each major fund as of June 30, 2024, and the respective changes in financial for the year then ended, and the related notes to the financial statements, for the purpose of expressing opinions on whether the financial statements are presented fairly, in all material respects, in accordance with accounting principles generally accepted in the United States of America (U.S. GAAP).

Certain representations in this letter are described as being limited to misstatements that are material. Misstatements, including omissions, are considered material if there is a substantial likelihood that, individually or in the aggregate, they would influence the judgment made by a reasonable user based on the financial statements.

We confirm, to the best of our knowledge and belief, as of November 19, 2024, the following representations made to you during your audit of the financial statements as of and for the year ended June 30, 2024.

Financial Statements

1. We have fulfilled our responsibilities, as set out in the terms of the audit engagement agreement dated June 27, 2024, for the preparation and fair presentation of the financial statements in accordance with U.S. GAAP. The financial statements include all properly classified funds and other financial information of the primary government and all component units required by generally accepted accounting principles to be included in the financial reporting entity.
2. We acknowledge and have fulfilled our responsibility for the design, implementation, and maintenance of internal control relevant to the preparation and fair presentation of financial statements that are free from material misstatement, whether due to fraud or error.
3. We acknowledge our responsibility for the design, implementation, and maintenance of internal control to prevent and detect fraud.

4. Methods, data, and significant assumptions used by us in making accounting estimates and their related disclosures, including those measured at fair value, are appropriate to achieve recognition, measurement, or disclosure that is reasonable in accordance with U.S. GAAP.
5. Significant estimates have been appropriately accounted for and disclosed in accordance with the requirements of U.S. GAAP. Significant estimates are estimates at the financial statement date that could change materially within the next year.
6. No events, including instances of noncompliance, have occurred subsequent to the financial statement date and through the date of this letter that would require adjustment to, or disclosure in, the financial statements.
7. The effects of uncorrected misstatements are immaterial, both individually and in the aggregate, to the financial statements for each opinion unit. A list of the uncorrected misstatements is attached to the representation letter. In addition, you have proposed adjusting journal entries that have been posted to the entity's accounts. We have reviewed and approved those adjusting journal entries and understood the nature of the changes and their impact on the financial statements. We agree with those adjustments and accept responsibility for them.
8. We are not aware of any pending or threatened litigation, claims, or assessments or unasserted claims or assessments that are required to be accrued or disclosed in the financial statements in accordance with U.S. GAAP, and we have not consulted a lawyer concerning litigation, claims, or assessments.
9. Receivables recorded in the financial statements represent valid claims against debtors for transactions arising on or before the financial statement date, and the carrying amounts of those receivables and related allowances are determined in accordance with U.S. GAAP.
10. We have no plans or intentions that may materially affect the carrying value or classification of assets, liabilities, or equity.
11. Participation in a public entity risk pool has been properly reported and disclosed in the financial statements.

Information Provided

1. We have provided you with:
 - a. Access to all information, of which we are aware, that is relevant to the preparation and fair presentation of the financial statements such as records (including information obtained from within and outside of the general and subsidiary ledgers), documentation, and other matters.
 - b. Additional information that you have requested from us for the purpose of the audit.
 - c. Unrestricted access to persons within the entity from whom you determined it necessary to obtain audit evidence.
 - d. Complete minutes of the meetings of the governing board and related committees, or summaries of actions of recent meetings for which minutes have not yet been prepared.
 - e. Access to all audit or relevant monitoring reports, if any, received from funding sources.

2. All material transactions have been recorded in the accounting records and are reflected in the financial statements.
3. We have no knowledge of any fraud or suspected fraud that affects the entity and involves:
 - a. Management;
 - b. Employees who have significant roles in internal control; or
 - c. Others when the fraud could have a material effect on the financial statements.
4. We have no knowledge of any allegations of fraud, or suspected fraud, affecting the entity's financial statements communicated by employees, former employees, grantors, regulators, or others.
5. We have no knowledge of any instances of noncompliance or suspected noncompliance with laws and regulations and provisions of contracts and grant agreements, or waste or abuse whose effects should be considered when preparing financial statements.
6. We are not aware of any pending or threatened litigation, claims, or assessments, or unasserted claims or assessments, that are required to be accrued or disclosed in the financial statements in accordance with U.S. GAAP, and we have not consulted a lawyer concerning litigation, claims, or assessments.
7. There are no other material liabilities or gain or loss contingencies that are required to be accrued or disclosed in accordance with U.S. GAAP.
8. There are no known related-party relationships or transactions which need to be accounted for or disclosed in accordance with U.S. GAAP.
9. The entity has satisfactory title to all owned assets, and there are no liens or encumbrances on such assets, nor has any asset been pledged as collateral, except as made known to you and disclosed in the financial statements.
10. We have a process to track the status of audit findings and recommendations.
11. We have identified to you any previous audits, attestation engagements, and other studies related to the audit objectives and whether related recommendations have been implemented.
12. We are responsible for compliance with the laws, regulations, and provisions of contracts and grant agreements applicable to Town of Discovery Bay CSD, including tax or debt limits and debt contracts; and we have identified and disclosed to you all laws, regulations, and provisions of contracts and grant agreements that we believe have a direct and material effect on the determination of financial statement amounts or other financial data significant to the audit objectives, including legal and contractual provisions for reporting specific activities in separate funds.
13. There are no violations or possible violations of budget ordinances, laws and regulations (including those pertaining to adopting, approving, and amending budgets), provisions of contracts and grant agreements, tax or debt limits, and any related debt covenants whose effects should be considered for disclosure in the financial statements, or as a basis for recording a loss contingency, or for reporting on noncompliance.
14. The entity has complied with all aspects of contractual or grant agreements that would have a material effect on the financial statements in the event of noncompliance.
15. We are responsible for determining whether we have received, expended, or otherwise been the beneficiary of any federal awards during the period of this audit. No federal

award, received directly from federal agencies or indirectly as a subrecipient, was expended in an amount that cumulatively totals from all sources \$750,000 or more. For this representation, “award” means financial assistance and federal cost-reimbursement contracts that non-federal entities receive directly from federal awarding agencies or indirectly from pass-through entities. It does not include procurement contracts, user grants, or contracts used to buy goods or services from vendors.

16. We have followed all applicable laws and regulations in adopting, approving, and amending budgets.
17. The financial statements include all component units as well as joint ventures with an equity interest, and properly disclose all other joint ventures, jointly governed organizations, and other related organizations.
18. The financial statements properly classify all funds and activities.
19. All funds that meet the quantitative criteria in GASB Statement Nos. 34 and 37 for presentation as major are identified and presented as such and all other funds that are presented as major are particularly important to financial statement users.
20. Components of net position (net investment in capital assets; restricted; and unrestricted) and classifications of fund balance (nonspendable, restricted, committed, assigned and unassigned) are properly classified and, if applicable, approved.
21. Investments and land are properly valued.
22. Expenses have been appropriately classified in or allocated to functions and programs in the statement of activities, and allocations have been made on a reasonable basis.
23. Revenues are appropriately classified in the statement of activities within program revenues, general revenues, contributions to term or permanent endowments, or contributions to permanent fund principal.
24. Interfund, internal, and intra-entity activity and balances have been appropriately classified and reported.
25. Deposits and investment securities are properly classified as to risk and are properly valued and disclosed.
26. Capital assets are properly capitalized, reported, and, if applicable, depreciated.
27. We have appropriately disclosed the entity’s policy regarding whether to first apply restricted or unrestricted resources when an expense is incurred for purposes for which both restricted and unrestricted net position is available and have determined that net position is properly recognized under the policy.
28. We have appropriately disclosed the entity’s accounting policy regarding which resources (that is, restricted, committed, assigned, or unassigned) are considered to be spent first for expenditures for which more than one resource classification is available. That policy determines the fund balance classifications for financial reporting purposes.
29. We acknowledge our responsibility for the required supplementary information (RSI). The RSI is measured and presented within prescribed guidelines and the methods of measurement and presentation have not changed from those used in the prior period. We have disclosed to you any significant assumptions and interpretations underlying the measurement and presentation of the RSI.
30. In regards to the financial statement preparation services performed by you, we have:

- a. Made all management judgments and decisions and assumed all management responsibilities.
- b. Designated an individual who possesses suitable skill, knowledge, and/or experience to understand and oversee the services.
- c. Evaluated the adequacy and results of the services performed.
- d. Accepted responsibility for the results of the services.
- e. Ensured that the entity's data and records are complete and received sufficient information to oversee the services.

Signature: *Dina Breitstein* Title: General Manager

Signature: *Margaret Moggia* Title: Finance Manager

SUMMARY OF UNCORRECTED MISSTATEMENTS - AUDIT
Town of Discovery Bay Community Services District
Sewer Enterprise Fund
Year Ended June 30, 2024

UNCORRECTED ADJUSTMENTS	Effect of misstatements on:			
Description	Assets	Liabilities	Fund Balance / Net Assets	Net Expense/Revenue and Change in Net Position / Fund Balance
To accrue water leak repairs		14,554	(14,554)	(14,554)
Net current year misstatements (Iron Curtain Method)	-	14,554	(14,554)	(14,554)
Net prior year misstatements	-	-		-
Combined current and prior year misstatements (Rollover Method)	\$ -	\$ 14,554	\$ (14,554)	\$ (14,554)
Financial statement totals		\$ 29,670,228	\$ 31,219,825	\$ 12,597,096
Current year misstatement as a % of financial statement totals (Iron Curtain Method)	#DIV/0!	0%	0%	0%
Current and prior year misstatement as a % of financial statement totals (Rollover Method)	#DIV/0!	0%	0%	0%



Town of Discovery Bay

“A Community Services District”

STAFF REPORT

Agenda Title: Discussion and Possible Action to Approve an Agreement for Consultant to Perform a Classification and Compensation Study.

Meeting Date: December 18, 2024

Prepared By: Margaret Moggia, Finance Manager

Submitted By: Dina Breitstein, General Manager

RECOMMENDED ACTION:

It is recommended that the Board take the following Actions:

- a. Approve the agreement with CPS HR Consulting to perform a Classification and Compensation Study for \$41,260.
- b. Authorize the General Manager to execute a Contract with CPS HR Consulting to perform a Classification and Compensation Study.
- c. Authorize the General Manager to execute any additional change orders for CPS HR Consulting, Inc. up to 15% of the Contract value.

EXECUTIVE SUMMARY:

Classification and Compensation Study (Study) are utilized by public agencies to study current labor markets and provide new information to determine whether the organization’s pay structure is appropriate to the jobs being performed or require modifications to jobs and equity based upon organizational changes that may have occurred since the prior study was completed. The study is intended to provide a Board with a series of recommendations as to whether the organization’s current compensation structure, policies and personnel practices are effective, or if they need to be updated and adjusted.

- Classification work includes a review of job descriptions including surveys and interviews with specified positions
- Compensation work includes a salary and benefit comparison both internally and externally, and recommendations on salary and compensation structure

The last Study was completed in 2015, and typically these studies are conducted at least every 5 years. Since it has been nearly 10 years, staff reviewed a proposal from CPS HR Consulting, a human resources and management consulting firm, to provide these services to the District. On October 2, 2024 the Finance Committee requested staff obtain additional quotes, and staff were able to obtain one additional proposal to review for overall best value to the District.

Based on the staff’s review of the firm’s experience and overall understanding of the District’s needs, staff recommend CPS HR Consulting to perform the services. It is anticipated that the classification and compensation study will take approximately 10-12 weeks.

FISCAL IMPACT:

Funding for the Classification and Compensation can be funded from the Consulting budget.

PREVIOUS RELEVANT BOARD ACTIONS FOR THIS ITEM:

None.

ATTACHMENTS

1. CPS HR Consulting Proposal.

September 20, 2024

Town of Discovery Bay

Cost Letter for Classification and Compensation Consulting Services

PROVIDED BY:

VICKI QUINTERO BRASHEAR

Director of Products and Services

CPS HR Consulting
2450 Del Paso Rd, Suite 220
Sacramento, CA 95834
P: 916-471-3481
vbrashear@cps hr.us
www.cps hr.us



Your Path to Performance

September 20, 2024

Margaret Moggia
Finance Manager
Town of Discovery Bay
1800 Willow Lake Road
Discovery Bay, CA 94505

Sent via e-mail to: mmoggia@todb.ca.gov

Dear Ms. Moggia:

CPS HR Consulting (CPS HR) is pleased to submit this proposal to Town of Discovery Bay (Town) to provide classification and compensation consulting services. We are excited to deliver this as your potential partner in achieving organizational excellence. With our comprehensive range of HR services, we combine our unmatched government sector knowledge with a shared perspective to drive impactful results.

We are committed to delivering services that are nothing short of exceptional, and we are eager to discuss how we can tailor our solutions to best serve you. In business since 1985, we pride ourselves in establishing and nurturing long-term relationships with the agencies we serve as we live out our mission of bringing excellence in Human Resources to the public sector.

We look forward to the possibility of working with the Town on these important projects. Should you have any questions, please do not hesitate to contact me at **(916) 471-3481** or via e-mail at **vbrashear@cpshr.us**.

Sincerely,



Vicki Quintero Brashear
Director of Products and Services

Experience and Qualifications

ORGANIZATION IDENTIFICATION INFORMATION	
Legal Name and DBA	Cooperative Personnel Services dba CPS HR Consulting
Headquarters	Physical: 2450 Del Paso Road, Suite 220, Sacramento, CA 95834 Mailing: 2450 Del Paso Road, Suite 160, Sacramento, CA 95834
Main Phone	(800) 822-4277
Regional Offices	20211 Guadalupe Street, Suite 260, Austin, TX 78705 9233 Park Meadows Dr #139, Lone Tree, CO 80124 1968 S. Coast Hwy # 961, Laguna Beach, CA 92651
Years in Business	38 years; established in 1985
# of FTEs	103
Type of Organization	Joint Powers Authority
Website	www.cpshr.us

About CPS HR Consulting

CPS HR is a client-centric human resources and management consulting firm specializing in addressing the unique challenges and complexities encountered by government and non-profit organizations. With a history dating back to 1985, **we have consistently served as a trusted advisor to our clients**, understanding their specific needs as self-supporting public agencies.

Our mission is to advance excellence in human resources within the public sector, and our vision is to empower individuals to fulfill the ideals of public service. CPS HR's core competency lies in our in-depth knowledge and expertise in the public sector landscape. Being a public agency ourselves, we possess a deep understanding of the intricacies and issues faced by our client base.

We differentiate ourselves by offering best-practice expertise that emphasizes an integrated, systems-oriented approach to human resources. Our consultants recognize that the various facets of human resources, including classification and compensation, function cohesively to nurture an optimal HR system.

For nearly four decades, CPS HR has been delivering classification and compensation services to a wide spectrum of clients, ranging from state, federal, and local governments to special districts and non-profit organizations. Our extensive experience includes numerous projects with agencies of similar size and scope.

Core Services

CPS HR believes in an integrated, systems-based approach to talent management and provides consulting in all the key areas listed below.

CPS HR CONSULTING CORE SERVICES



Comprehensive HR solutions for advanced organizational performance.



CLASSIFICATION & COMPENSATION

- Classification
- Compensation



DIVERSITY, EQUITY & INCLUSION (DEI)

- DEI Strategic Planning
- DEI Training



HR CONSULTING

- Audit & Compliance
- HR Outsourcing
- HR Membership
- Complaint Investigations



LICENSING & CERTIFICATION

- Accreditation
- Candidate Management
- Program Management
- Testing Services



ORGANIZATIONAL STRATEGY

- Organizational Assessment
- Change Management
- Employee Engagement
- Performance Management
- Succession Planning
- Workforce Planning



RECRUITMENT & SELECTION

- Executive Search
- Mid-Management and Specialized Recruitment
- General Recruitment
- Employer Branding



TESTING

- Assessment Center
- Job Analysis
- Test Rental
- Test Administration
- Selection Tools Development



TRAINING & DEVELOPMENT

- Executive Coaching
- Training Center
- Open Enrollment Training
- On-Site Training

CORE MARKETS



Federal



State



Local



Special Districts



Education



Non-Profit Organizations

Joint Powers Authority

Cooperative Personnel Services, doing business as CPS HR Consulting, is a national firm and is a governmental Joint Powers Authority (JPA) of the State of California. A JPA is a public agency created pursuant to the Joint Exercise of Powers Act (Government Code 6500 et seq). This Act allows two or more government agencies to establish a new public entity authorized to exercise those powers jointly held. A JPA is an instrumentality of a state or a political subdivision of a state and is not a registered corporation of any state. Cooperative Personnel Services was established under a “Joint Powers Agreement” by the State Personnel Board of the State of California, the counties of Sacramento and Sonoma, the Hayward Unified School District, the City of Anaheim, and the East Bay Municipal Utility District, and its purpose is to provide the opportunity for the joint powers “to discuss, study and solve common or similar problems with respect to modern human resource and related management processes.”

Scope of Work

We understand the Town is seeking a classification and total compensation study within the following parameters:

■ Classification Study

- Up to **13** classifications and up to **22** incumbents
- One (**1**) orientation (total) for study participants
- Online position description questionnaire with online, 1-level supervisor review process
- Incumbent/supervisor job evaluation interviews of incumbents and up to **3** supervisor interviews
- Update of the **13** existing classification specifications (no new classifications are expected to be needed)

Not included in scope: Physical environment review for each classification, creation of new classifications, update of the classification structure, classification policy development, incumbent allocations to the newly updated classifications, review of employee appeals to job allocations or the content of classification specifications, report creation, presentation delivery, or classification system maintenance training. CPS HR can provide costs for these services if requested.

■ Total Compensation Study

- Salary¹ + benefits collection, analysis, and comparison
- Up to **13** benchmark classifications
- Labor market pool of up to **12** agencies (CPS HR will conduct research on a pool of up to 15 agencies and will provide recommendations to the Town)
- Internal equity analysis at the classification level
- Delivery of data sheets and benefits tables showing market results and job matches
- Updated salary recommendations and compensation structure

Not included in scope: Development of implementation costs, individual employee salary determinations, compensation policy development, employee orientations, report creation, presentation delivery, or compensation system maintenance training. CPS HR can provide costs for these services if requested.

¹ CPS HR collects the minimum and maximum of the salary range; not actual, individual salaries.

Cost

A **time and materials cost structure** has been developed. CPS HR will bill for time expended monthly per staff member.

Labor Code	Hourly Rate
Technical Specialist	\$140
Principal Consultant	\$135
Project Manager/Principal Program Coordinator/Senior Consultant	\$125
HR Consultant/Program Coordinator	\$115
Administrative Technician	\$95

The estimated number of hours needed for each activity is below:

- **Classification Study:** 121.50 hours (at Principal Consultant, HR Consultant/Program Coordinator, and Administrative Technician rates); **approximately \$15,970**
- **Total Compensation Study:** 194.25 hours (at Technical Specialist, Principal Consultant, HR Consultant/Program Coordinator, and Administrative Technician rates); **approximately \$25,290**

The Town may alternatively desire to encumber a maximum spending amount (for example, \$10,000) and draw down on the cap for various classification and compensation tasks on an ad hoc basis based on the Town’s priorities. For example, reviewing and updating the Town’s current step system could be conducted for approximately 35 hours at the Technical Specialist and Project Manager rates.

Pricing Assumptions

Not included in the fixed fee:	
Materials Production	CPS HR provides all documents electronically. Hard copy printing of documents for this engagement will be the responsibility of the client.
Consultant Travel Time and Expenses	We have not included travel costs since all work will be conducted virtually through the use of tele- and web-conferences and the sharing of documents through an online portal provided by CPS HR.



Town of Discovery Bay

“A Community Services District”

STAFF REPORT

AGENDA ITEM:
E4

Agenda Title: Discussion and Possible Action to Authorize General Manager to Contract with Qualified Service Providers for Improvements to Selected Zone 8 Landscape Islands.

Meeting Date: December 18, 2024

Prepared By: Monica Gallo, Landscape Manager

Submitted By: Dina Breitstein, General Manager

RECOMMENDED ACTION:

It is recommended that the Board take the following Action:

- a. Approve the agreement and execute a Contract with Monarch Landscape/Jensen Landscape Companies for landscape improvements on the *South Point Islands* for an amount of \$45,502.96 and authorize the General Manager to execute any additional change orders to Monarch Landscape/Jensen Landscape Companies up to 15% of the contract value.
- b. Approve the agreement and execute a Contract with Monarch Landscape/Jensen Landscape Companies for landscape improvements on the *Cabrillo Point Islands* for an amount of \$76,598.57 and authorize the General Manager to execute any additional change orders to Monarch Landscape/Jensen Landscape Companies up to 15% of the contract value.
- c. Approve the agreement and execute a Contract with Monarch Landscape/Jensen Landscape Companies for landscape improvements on the *Discovery Point Islands* for an amount of \$256,001.55 and authorize the General Manager to execute any additional change orders to Monarch Landscape/Jensen Landscape Companies up to 15% of the contract value.

EXECUTIVE SUMMARY:

Zone 8 consists of several landscape islands at the end of residential cul-de-sacs that are estimated to be 25-30 years old and have had no improvements since that time.

- South Point
- Cabrillo Point
- Laguna Court
- Discovery Point
- Willow Lake Court – small
- Willow Lake Island - large

Staff have a plan to work our way through these islands as budgeting allows us to re-landscape and install drip irrigation to these aging areas. Improving our landscaping can not only increase property values, but also demonstrate the pride we have in our Town.

South Point and Cabrillo Point each have two landscape islands at the end of the points and Discovery Point has

four islands. Included with this report are current pictures of the condition of the South Point Islands, Cabrillo Point Islands and Discovery Point Islands as well as pictures of our proposed landscape improvements.

Staff received proposals from Monarch Landscape/Jensen Landscape Companies in the amount of \$45,502.96 for the South Point Islands, \$76,598.57 for the Cabrillo Point Islands and \$256,001.55 for the Discovery Point Islands through its OMNIA cooperative agreement (District's OMNIA participant ID #1029102, Monarch Landscape /Jensen Landscape Companies participant ID #5480782). Cooperative agreements are allowed by District's Policy 011 Purchasing and Procurement.

This item was discussed at the November 6, 2024, Parks and Recreation Committee. However, no official action was taken as this was not a Brown Act meeting due to the quorum not being met. Staff did receive positive feedback, therefore bring this item to the full Board for discussion and vote.

FISCAL IMPACT:

To Be Determined.

PREVIOUS RELEVANT BOARD ACTIONS FOR THIS ITEM:

None.

ATTACHMENTS:

1. Current Pictures of South Point Islands.
2. Current Pictures of Cabrillo Point Islands.
3. Current Pictures of Discovery Point Islands.
4. Monarch Landscape/Jensen Landscape Companies Designs and Proposals.

South Point Islands



Cabrillo Point Islands

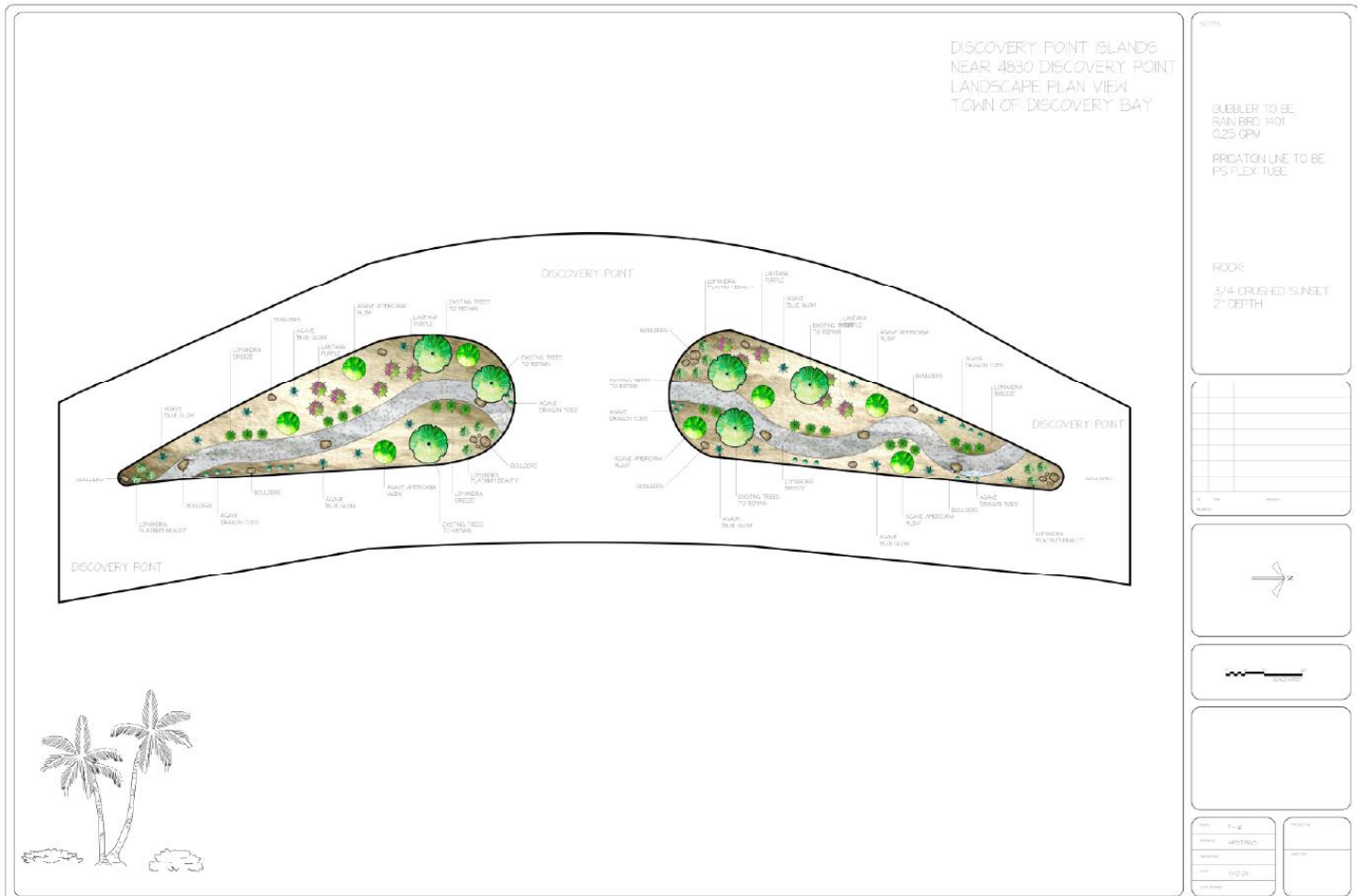




Discovery Point Islands







- **Clear and grub landscape and haul away debris**
- **Change 1 each irrigation valves to drip**
- **Install IPS Drip Irrigation System with Bubblers**
- **Install 39 each 3-gallon Lomandra 'Platinum Beauty'**
- **Install 75 each 1-gallon Lomandra 'Breeze'**
- **Install 50 each 2-gallon Agave 'Dragon's Toes'**
- **Install 12 each 5-gallon Lantana 'Dallas Red'**
- **Install 68 each 5-gallon Agave 'Blue Glow'**
- **Install 26 each 15-gallon Agave americana 'Alba'**
- **Install 32 each 5-gallon Lantana trailing purple**
- **Install Dry Creek composed of three sizes of cobblestones**
- **Install 10.5 yards of 4" x 6" cobblestone**
- **Remove and relocate/reuse approximately 23 yards of existing cobblestone**
- **Install 34 yards of 2" x 4" cobblestone**
- **Install 9.5 yards of 1" x 2" cobblestone**
- **Install water permeable landscape fabric**
- **Install 26 cubic yards of 'Sunset' 3/4" rock**
- **Clean up job related debris and haul away**

Jensen Landscape Services, Inc. License #537854

Cost\$256,001.55

Approval Signature

Date

Plant Palette



**Lomandra longifolia
'Breeze'
Dwarf Mat Rush**



**Lomandra longifolia
'Platinum Beauty'
Variegated Mat Rush**



JENSEN
LANDSCAPE



MONARCH


LANDSCAPE COMPANIES



**Lantana montevidensis
'Sellowiana'
Purple Trailing Lantana**



**Agave americana var. medio-
picta 'Alba'
White Striped Century Plant**



**Agave Pygmaea
'Dragon Toes'
Dwarf Agave**



**Agave x Blue Glow
'Blue Glow'
Dwarf Blue Agave**



**Lantana camara
'Dallas Red'
Trailing Red Lantana**



**Sunset Rock
¾" Crushed**

Thank you again for the opportunity to present our budget to you. If you have any questions, please contact me at your earliest convenience.

Qualifications:

1. Assumes no underground utilities or other underground obstructions are in conflict with the work to be performed by Jensen Landscape Services or its subcontractors. If there are, or the client suspects that there may be, they are to be located by others prior to start of work.
2. Assumes all irrigation wires and valves are available and in good, operating condition and can accommodate the above enhancements. This includes new and modified irrigation.
3. Layout, supervision, and quality control measures are included in the program.
4. Photos do not represent actual sizes of installed plants nor year-round color.

Exclusions:

Jensen Landscape Services is not responsible for permits, fees, damage to underground utilities not located prior to start of work, backflow preventer unit, drainage system installation, viability of transplanted plants, repair of damaged hardscape beyond our control, and other unknown items not shown on client-submitted, as-built drawing.

Sincerely,
Rhett Hastings
Senior Project Manager
Cell: (925) 315-0267
Email: Rhett.hastings@jensencorp.com

Jensen Landscape Services, Inc. License #537854

5340 Brisa St, Livermore, CA 94550 / P: 925.294.0305 / www.jensencorp.com

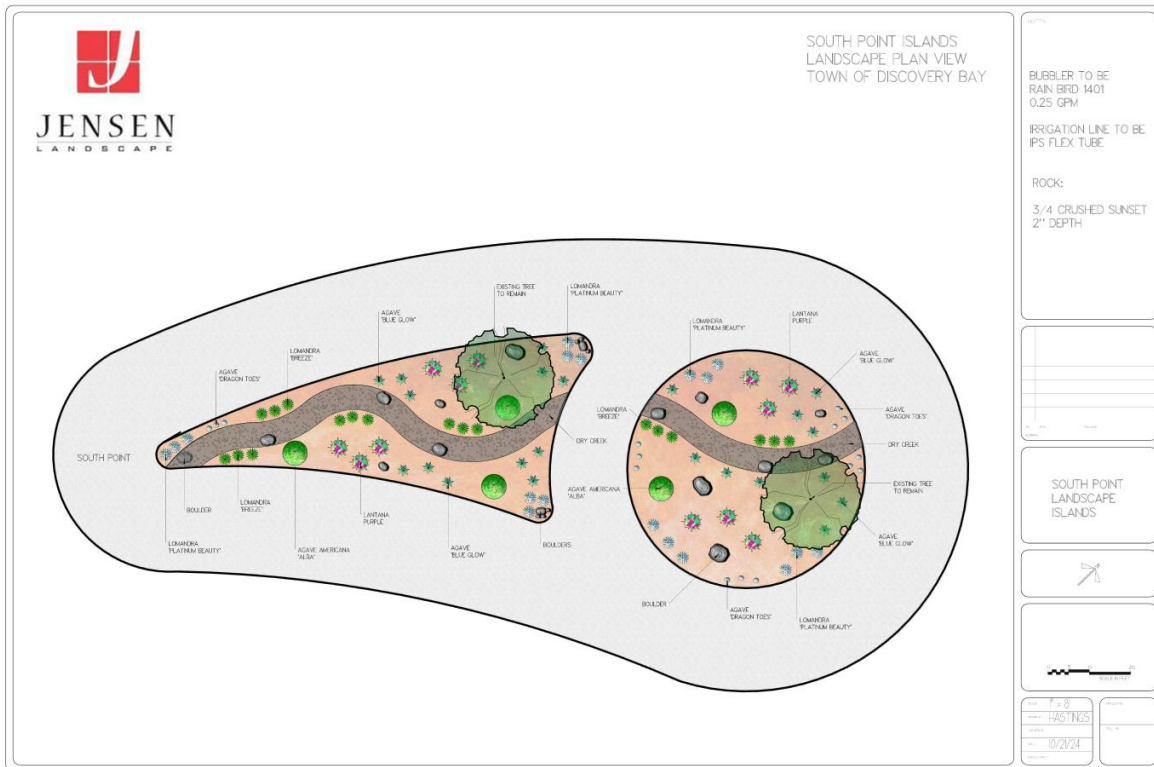
October 22, 2024

Site: TOWN OF DISCOVERY BAY
JLS Job #: South Point Island
Re: Landscape and Irrigation Upgrades

Dear Monica,

Thank you for allowing Jensen Landscape Services the opportunity to provide you with this proposal. We propose to provide all labor, material, and equipment necessary to complete the following scope of work with the noted qualifications and exclusions.

Scope of work: Install new plantings, drip irrigation and install sunset rock



- Clear and grub landscape and haul away debris
- Change 1 each irrigation valve to drip
- Install IPS Drip Irrigation System with Bubblers
- Install 18 each 3-gallon Lomandra ‘Platinum Beauty’
- Install 18 each 1-gallon Lomandra ‘Breeze’
- Install 15 each 2-gallon Agave ‘Dragon’s Toes’
- Install 21 each 5-gallon Agave ‘Blue Glow’
- Install 5 each 15-gallon Agave americana ‘Alba’
- Install 12 each 5-gallon Lantana trailing purple
- Install Dry Creek composed of three sizes of cobblestones
- Install 4.5 yards of 4” x 6” cobblestone

Jensen Landscape Services, Inc. License #537854

5340 Brisa St, Livermore, CA 94550 / P: 925.294.0305 / www.jensencorp.com

- Install 4.5 yards of 2” x 4” cobblestone
- Install 1.25 yards of 1” x 2” cobblestone
- Install water permeable landscape fabric
- Install 26 cubic yards of ‘Sunset’ ¾” rock
- Clean up job related debris and haul away

Cost\$45,502.96

Approval Signature

Date

Plant Palette



**Lomandra longifolia
‘Breeze’
Dwarf Mat Rush**




**Lomandra longifolia
‘Platinum Beauty’
Variegated Mat Rush**



**Lantana montevidensis
'Sellowiana'
Purple Trailing Lantana**



**Agave americana var. medio-
picta 'Alba'
White Striped Century Plant**



**Agave Pygmaea
'Dragon Toes'
Dwarf Agave**



**Agave x Blue Glow
'Blue Glow'
Dwarf Blue Agave**



Sunset Rock
¾ inch
Crushed Sunset Rock

Thank you again for the opportunity to present our budget to you. If you have any questions, please contact me at your earliest convenience.

Qualifications:

1. Assumes no underground utilities or other underground obstructions are in conflict with the work to be performed by Jensen Landscape Services or its subcontractors. If there are, or the client suspects that there may be, they are to be located by others prior to start of work.
2. Assumes all irrigation wires and valves are available and in good, operating condition and can accommodate the above enhancements. This includes new and modified irrigation.
3. Layout, supervision, and quality control measures are included in the program.
4. Photos do not represent actual sizes of installed plants nor year-round color.

Exclusions:

Jensen Landscape Services is not responsible for permits, fees, damage to underground utilities not located prior to start of work, backflow preventer unit, drainage system installation, viability of transplanted plants, repair of damaged hardscape beyond our control, and other unknown items not shown on client-submitted, as-built drawing.

Sincerely,
Rhett Hastings
Senior Project Manager
Cell: (925) 315-0267
Email: Rhett.hastings@jensencorp.com

- Clear and grub landscape and haul away debris
- Hard prune existing white oleanders
- Change 3 each irrigation valves
- Curve dipping
- Install 4x8 cobblestone (dry creek)
- Install 2x4 cobblestone (dry creek)
- Install 1x2 cobblestone (dry Creek)
- Install 22 each 5 gallon Agave Blue
- Install 9 each 2 gallon Agave Dragon Toes
- Install 10 each 1-gallon Lomandra ‘Platinum Beauty’
- Install 5 each 15 gallon Agave Americana Alba
- Install 30 each 1-gallon Lomandra ‘Breeze’
- Install 24 each 5-gallon Lantana trailing purple
- Install water permeable landscape fabric
- Install 6 each 300 LBS Moss Rock Boulders
- Install 18 each 700 LBS Moss Rock Boulders
- Install 63 cubic yards of ‘Sunset’ ¾” rock
- Clean up job related debris and haul away

Cost\$76,598.57

Approval Signature

Date

Plant Palette



Lomandra longifolia
‘Breeze’
Dwarf Mat Rush



Lomandra longifolia
‘Platinum Beauty’
Variegated Mat Rush



JENSEN
LANDSCAPE



MONARCH

LANDSCAPE COMPANIES



Agave americana var. medio-picta 'Alba'
White Striped Century Plant



Lantana montevidensis 'Sellowiana'
Purple Trailing Lantana



Agave x Blue Glow 'Blue Glow'
Dwarf Blue Agave



Agave Pygmaea 'Dragon Toes'
Dwarf Agave



JENSEN
LANDSCAPE



MONARCH
LANDSCAPE COMPANIES



Sunset Rock
¾ inch
Crushed Sunset Rock



Qualifications:

1. Assumes no underground utilities or other underground obstructions are in conflict with the work to be performed by Jensen Landscape Services or its subcontractors. If there are, or the client suspects that there may be, they are to be located by others prior to start of work.
2. Assumes all irrigation wires and valves are available and in good, operating condition and can accommodate the above enhancements. This includes new and modified irrigation.
3. Layout, supervision, and quality control measures are included in the program.
4. Photos do not represent actual sizes of installed plants nor year-round color.

Exclusions:

Jensen Landscape Services is not responsible for permits, fees, damage to underground utilities not located prior to start of work, backflow preventer unit, drainage system installation, viability of transplanted plants, repair of damaged hardscape beyond our control, and other unknown items not shown on client-submitted, as-built drawing.

Sincerely,
Rhett Hastings
Senior Project Manager
Cell: (925) 315-0267
Email: Rhett.hastings@jensencorp.com

The public may attend the Board meeting in person and remotely via call-in or Zoom. Board meetings are televised live on Comcast Cable 27, ATT/U-Verse Channel 99, and WAVE Channel 32, and can be seen live online at www.contracosta.ca.gov. Meetings of the Board are closed-captioned in real time.

Persons who wish to address the Board during public comment or with respect to an item on the agenda may comment in person or may call in during the meeting by dialing 888-278-0254 followed by the access code 843298#. A caller should indicate they wish to speak on an agenda item by pushing "#2" on their phone. Persons who wish to address the Board in person should complete the form provided for that purpose. Access via Zoom is also available using the following link: <https://cccounty-us.zoom.us/j/87344719204>. Those participating via Zoom should indicate they wish to speak on an agenda item by using the "raise your hand" feature in the Zoom app. To provide contact information, please contact Clerk of the Board at clerkoftheboard@cob.cccounty.us or call 925-655-2000. A Spanish language interpreter is available to assist Spanish-speaking callers. If the Zoom connection malfunctions for any reason, the meeting may be paused while a fix is attempted. If the connection is not reestablished, the Board will continue the meeting in person without remote access.

Public comments generally will be limited to two minutes per speaker. In the interest of facilitating the business of the Board, the total amount of time that a member of the public may use in addressing the Board on all agenda items is 10 minutes. Your patience is appreciated.

A lunch break or closed session may be called at the discretion of the Board Chair. Staff reports related to open session items on the agenda are also accessible online at www.contracosta.ca.gov.

1:20

1:00 P.M. Convene and call to order

- 1. **CONSIDER CONSENT ITEMS (Items listed as C.1 through C.3 on the following agenda)**
 – **Items are subject to removal from Consent Calendar by request of any Director. Items removed from the Consent Calendar will be considered with the Discussion Items.**

2. PRESENTATIONS

- PR.1 PRESENTATION honoring Board Chair Federal Glover on the occasion of his retirement as a Director on the Contra Costa County Fire Protection District Board. 24-4157

*Water Rescue Antioch 244001
5 PPI - 2W life Jacket - hypo thermia*

- 3. **DISCUSSION ITEMS**
- D.1 CONSIDER accepting a report from the Fire Chief providing a status summary for ongoing Fire District activities and initiatives. (Lewis Broschard, Fire Chief) 24-4158

Attachments: [FC REPORT - December 3, 2024](#)

- D.2 PUBLIC COMMENT (2 Minutes)

4. CONSENT ITEMS

C.1 APPROVE and AUTHORIZE the Purchasing Agent to execute, on behalf of the Fire Chief, a purchase order with East Bay Tire Co., in an amount not to exceed \$500,000 for regular maintenance, repairs, and emergency related tire needs for the period October 1, 2024 through December 31, 2025. (100% CCCFPD General Operating Fund) [24-4159](#)

Approved

C.2 APPROVE and AUTHORIZE the Fire Chief, or designee, to enter into a service agreement with Granicus, in an amount not to exceed \$150,000, for public records management software and program management and tracking of the wildfire mitigation portal known as GovQA, for the period December 1, 2024 through November 30, 2027. (60% CCCFPD General Operating Fund, 40% Measure X) [24-4160](#)

C.3 APPROVE and AUTHORIZE the Fire Chief, or designee, to execute a contract amendment with Michelle Rinehart, to increase the payment limit by \$465,000 to a new payment limit of \$600,000 and to extend the term end date from December 31, 2024 to December 31, 2027, for County Coordinator wildfire education, collaboration, and coordination services. (Measure X, CCCFPD General Operating Fund, State) [24-4161](#)

ADVISORY COMMISSION

The Contra Costa County Fire Protection District Advisory Fire Commission is scheduled to meet next on Monday, December 9, 2024, at 7:00 p.m. at their Administrative Office, 4005 Port Chicago Highway, Suite 250, Concord, CA 94520.

AGENDA DEADLINE: Thursday, 12 noon, 12 days before the Tuesday Board meetings.

*Advised
1:58*

East County Water Management Association

Governing Board Meeting

November 13, 2024

1pm to 3pm

Big Break Regional Park Visitor Center Conference Room

69 Big Break Rd, Oakley, CA 94561

Light refreshments provide by the Association

Agenda

1. Welcome and Introductions – Dan Muelrath, DWD
 - a. Governing Board Members, Alternates, and Joint Managers
2. Member spotlight Byron-Bethany Irrigation District (BBID)
3. ECWMA Financials
 - a. Treasurer report (Antioch)
 - b. Website expenses (CCWD)
 - i. Vote to increase annual allowance to \$250
4. Future Water Supply Study Update (CCWD) - *Jul mostly*
 - a. Demand figures ✓
 - b. Conservation regulation impacts ✓
5. Legislative Updates (All) *CWP?*
 - a. Cross connection control 2024 update (CCWD)
 - b. Individual Agencies report on items you are supporting or opposing (All)
6. Grant Updates (All) *Cross Connection Control Plan*
 - a. Climate Bond - if passed (CCWD)
 - b. Grants individual agencies are seeking (All) *Quarley Municipal Meeting*
7. Canal Modernization (CCWD)
8. LV2 Expansion Update (CCWD)
9. Small Water System Consolidation (DWD)
10. County Drought Taskforce Update (CCC)
11. Future Agenda Items *SB552*
 - ~~a.~~ Regional resiliency through interties
 - b. BBID/ECCID available water